

Molecular MRD status and outcome after transplantation in NPM1-mutated AML

Dillon, Richard; Hills, Robert K; Freeman, Sylvie D; Potter, Nicola; Jovanovic, Jelena; Ivey, Adam; Kanda, Anju Shankar; Runglall, Manohursingh; Foot, Nicola; Valganon, Mikel; Khwaja, Asim; Cavenagh, Jamie; Smith, Matthew L; Ommen, Hans Beier; Overgaard, Ulrik; Dennis, Mike; Knapper, Steven; Kaur, Harpreet; Taussig, David C; Mehta, Priyanka

DOI:

[10.1182/blood.2019002959](https://doi.org/10.1182/blood.2019002959)

License:

None: All rights reserved

Document Version

Peer reviewed version

Citation for published version (Harvard):

Dillon, R, Hills, RK, Freeman, SD, Potter, N, Jovanovic, J, Ivey, A, Kanda, AS, Runglall, M, Foot, N, Valganon, M, Khwaja, A, Cavenagh, J, Smith, ML, Ommen, HB, Overgaard, U, Dennis, M, Knapper, S, Kaur, H, Taussig, DC, Mehta, P, Raj, K, Novitzky-Basso, I, Nikolousis, E, Danby, RD, Krishnamurthy, P, Hill, K, Finnegan, D, Alimam, S, Hurst, E, Johnson, P, Khan, AB, Salim, R, Craddock, CF, Ruth Lilian Spearing, D, Gilkes, AF, Gale, RE, Alan Kenneth Burnett, Russell, NH & Grimwade, D 2020, 'Molecular MRD status and outcome after transplantation in NPM1-mutated AML', *Blood*, vol. 135, no. 9, pp. 680-688.
<https://doi.org/10.1182/blood.2019002959>

[Link to publication on Research at Birmingham portal](#)

General rights

Unless a licence is specified above, all rights (including copyright and moral rights) in this document are retained by the authors and/or the copyright holders. The express permission of the copyright holder must be obtained for any use of this material other than for purposes permitted by law.

- Users may freely distribute the URL that is used to identify this publication.
- Users may download and/or print one copy of the publication from the University of Birmingham research portal for the purpose of private study or non-commercial research.
- User may use extracts from the document in line with the concept of 'fair dealing' under the Copyright, Designs and Patents Act 1988 (?)
- Users may not further distribute the material nor use it for the purposes of commercial gain.

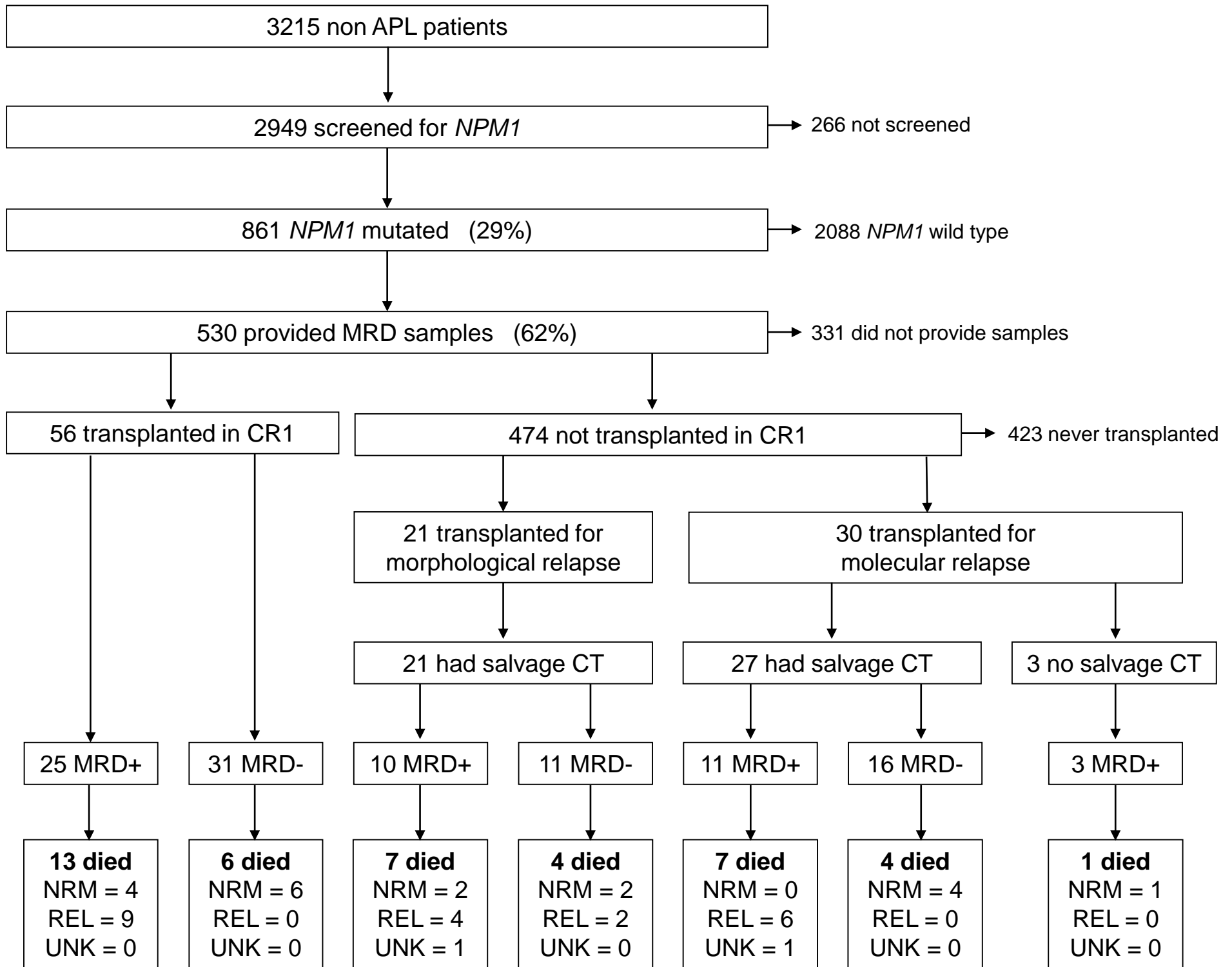
Where a licence is displayed above, please note the terms and conditions of the licence govern your use of this document.

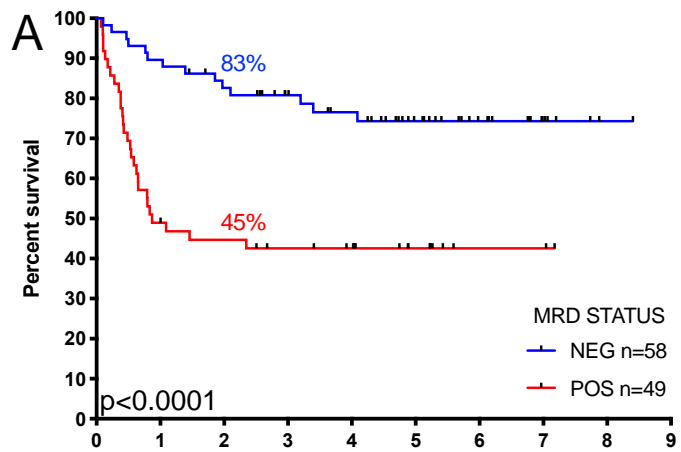
When citing, please reference the published version.

Take down policy

While the University of Birmingham exercises care and attention in making items available there are rare occasions when an item has been uploaded in error or has been deemed to be commercially or otherwise sensitive.

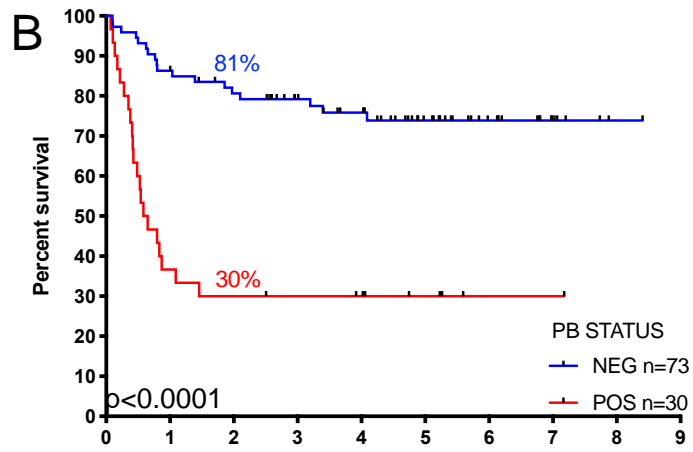
If you believe that this is the case for this document, please contact UBIRA@lists.bham.ac.uk providing details and we will remove access to the work immediately and investigate.





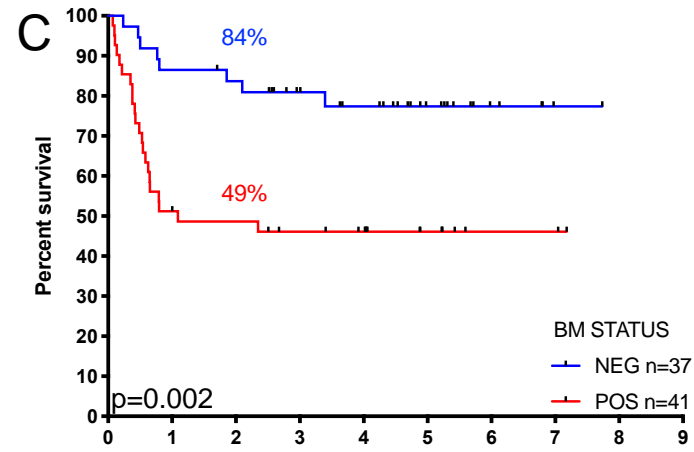
At risk:

	Years from Transplant									
	0	1	2	3	4	5	6	7	8	9
Neg	58	52	46	39	34	24	15	6	1	0
Pos	49	24	21	18	16	8	2	2	0	0



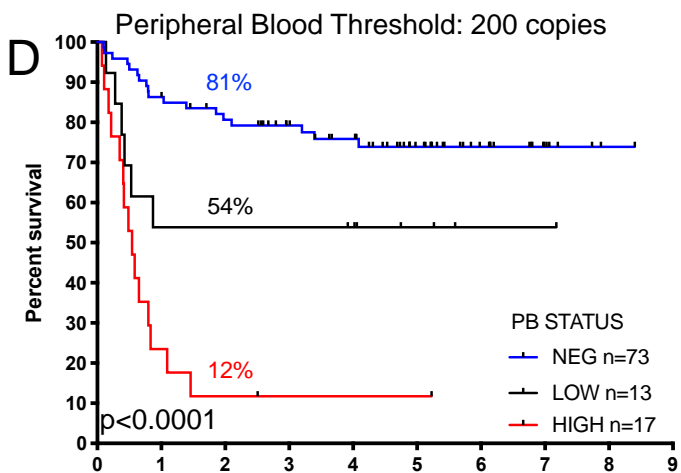
At risk:

	Years from Transplant									
	0	1	2	3	4	5	6	7	8	9
Neg	73	63	56	48	42	27	15	6	1	0
Pos	30	11	9	8	7	4	1	1	0	0



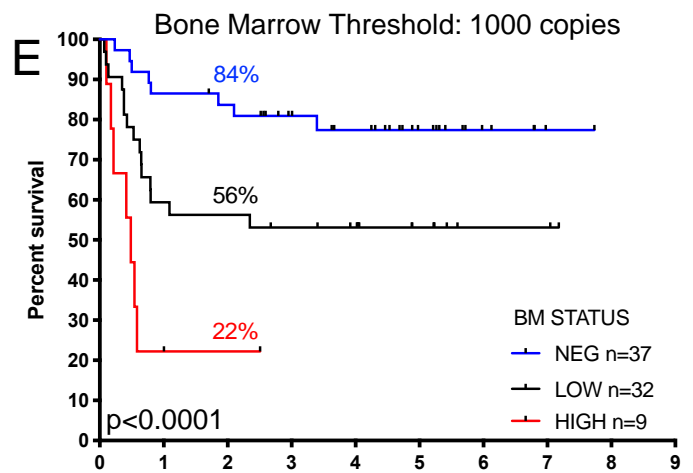
At risk:

	Years from Transplant									
	0	1	2	3	4	5	6	7	8	9
Neg	37	32	30	24	20	12	5	1	0	0
Pos	41	21	19	16	14	7	2	2	0	0



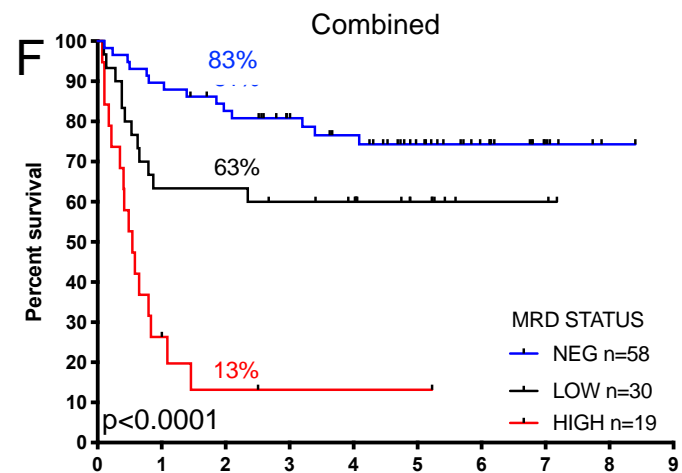
At risk:

	Years from Transplant									
	0	1	2	3	4	5	6	7	8	9
Neg	73	63	56	48	42	27	15	6	1	0
Low	13	7	7	7	6	3	1	1	0	0
High	17	4	2	1	1	1	0	0	0	0



At risk:

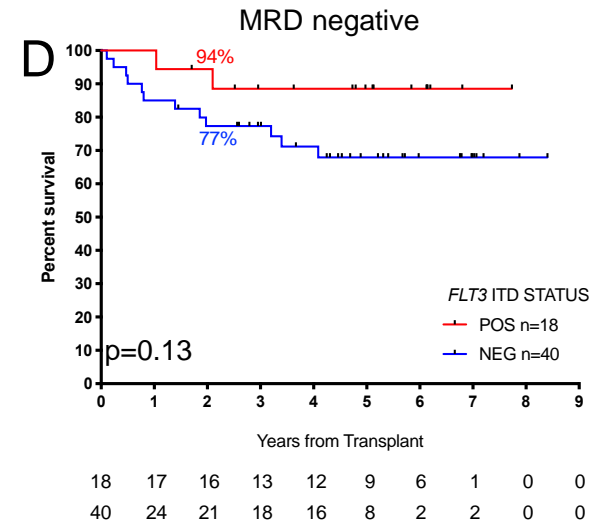
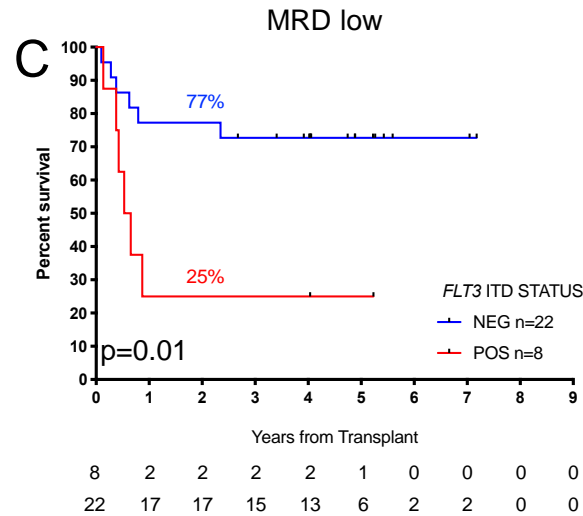
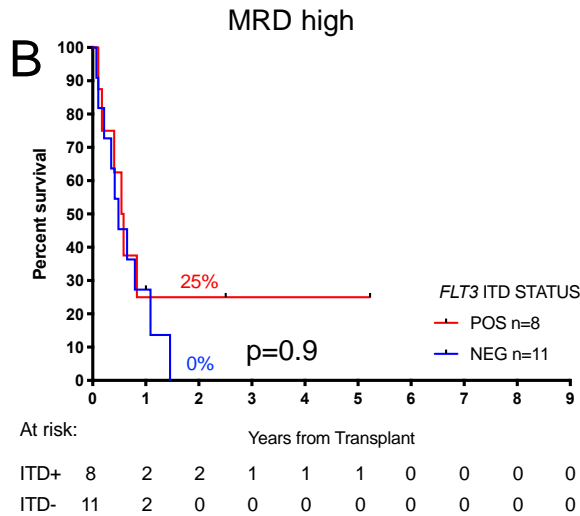
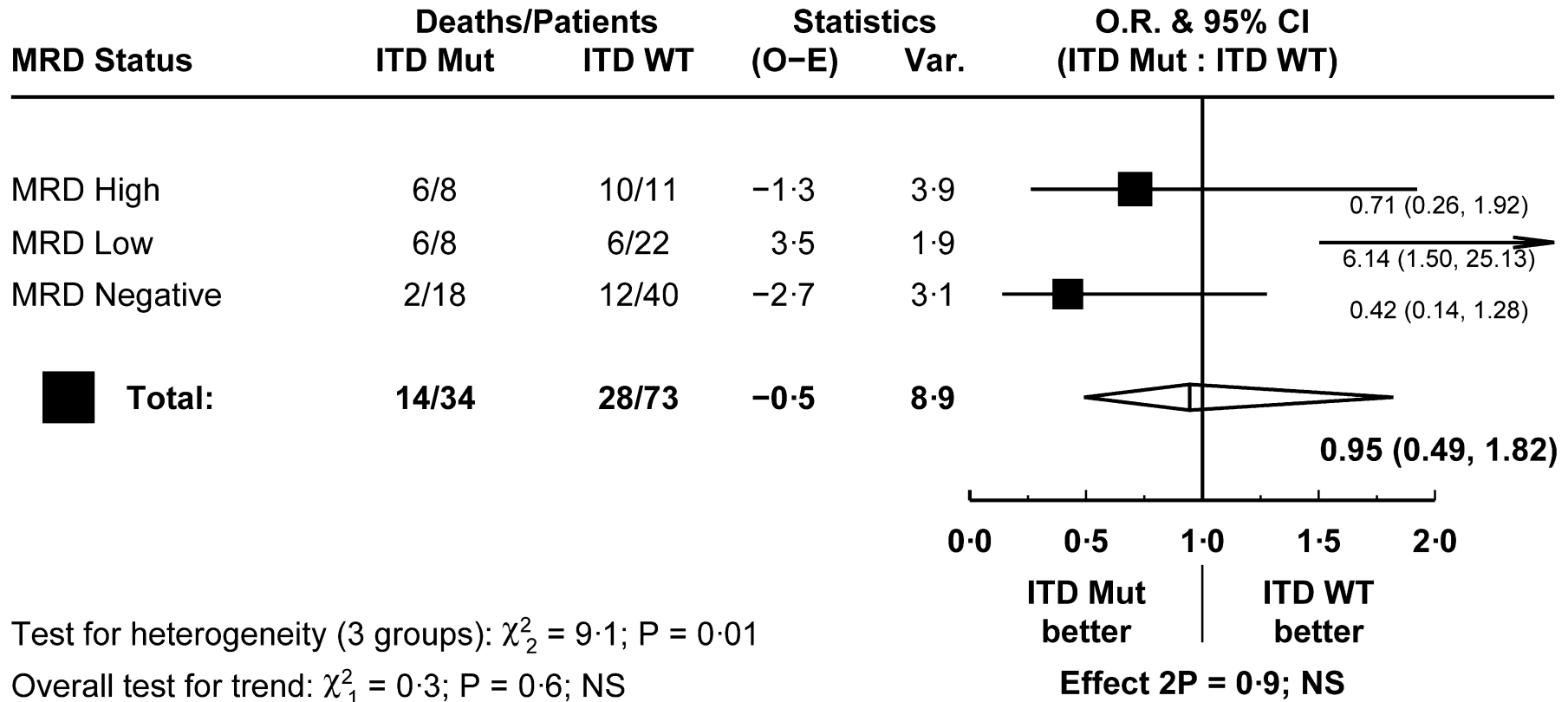
	Years from Transplant									
	0	1	2	3	4	5	6	7	8	9
Neg	37	32	30	24	20	12	5	1	0	0
Low	32	19	18	16	14	7	2	2	0	0
High	9	2	1	0	0	0	0	0	0	0

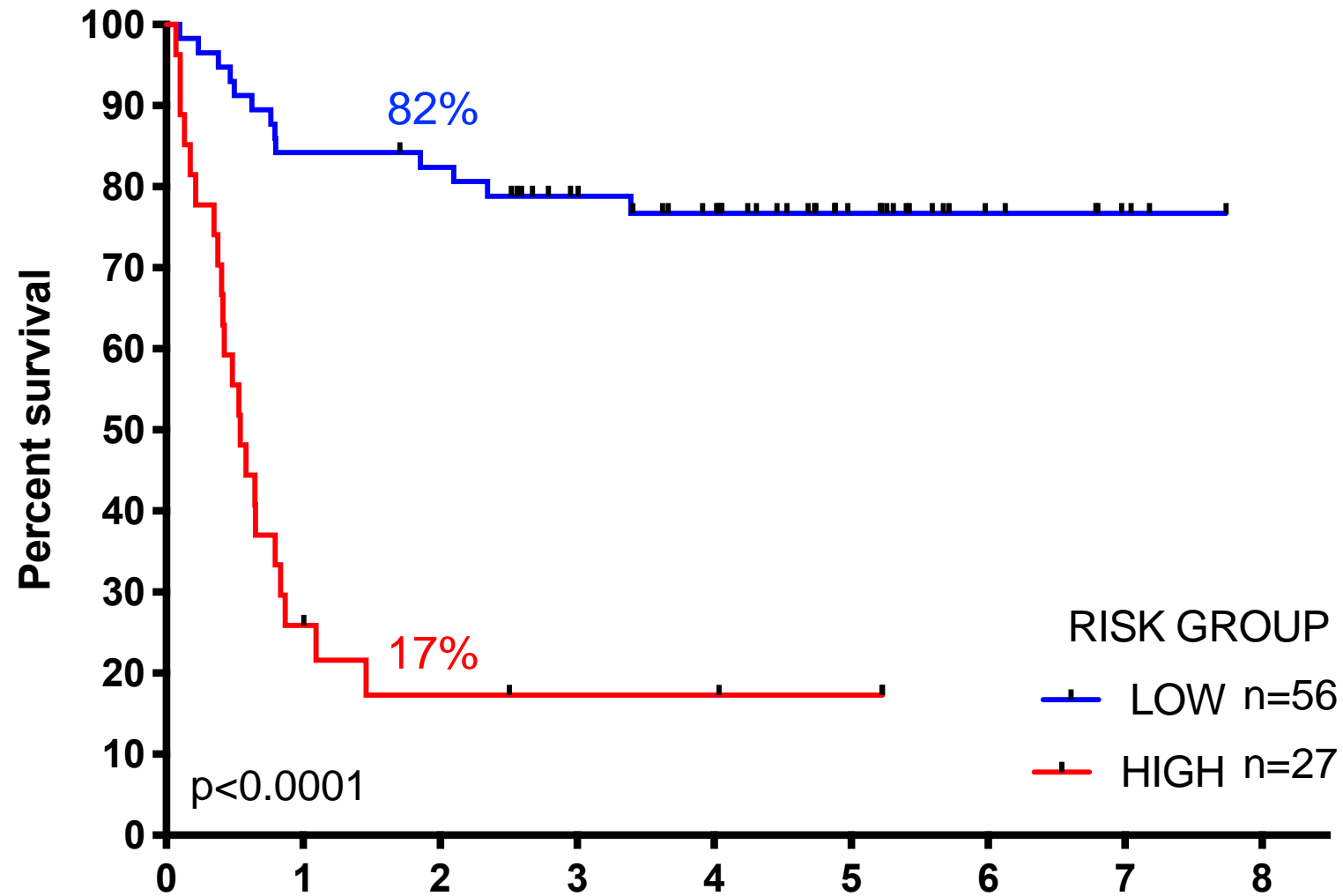


At risk:

	Years from Transplant									
	0	1	2	3	4	5	6	7	8	9
Neg	58	52	46	39	34	24	15	6	1	0
Low	30	19	19	17	15	7	2	2	0	0
High	19	5	2	1	1	1	0	0	0	0

A

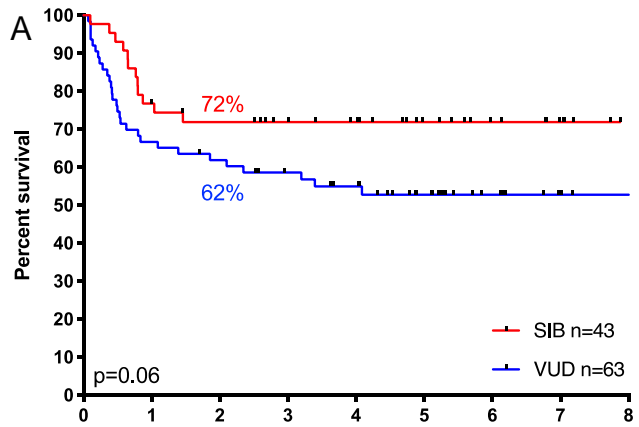




At risk:

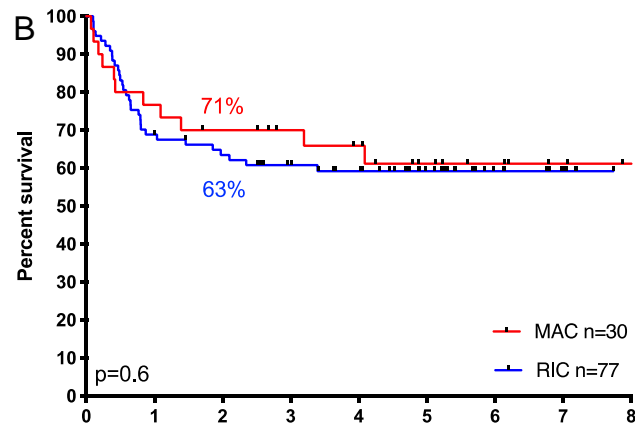
Years from Transplant

Low	56	48	46	38	32	17	8	4	0
High	27	8	4	3	3	2	0	0	0



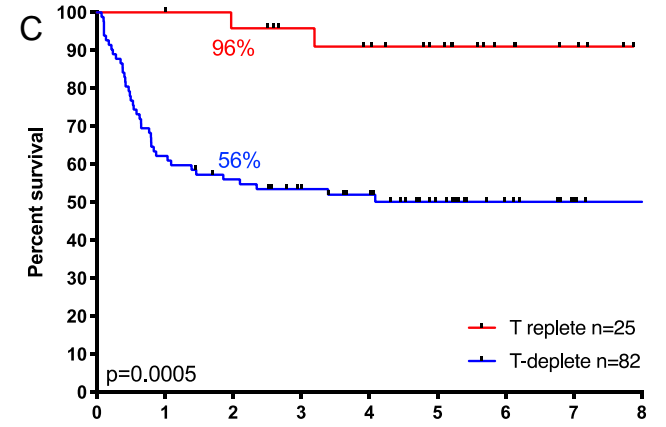
At risk:

	0	1	2	3	4	5	6	7	8
SIB	43	33	29	25	22	14	9	5	0
VUD	63	42	38	32	28	18	8	3	1



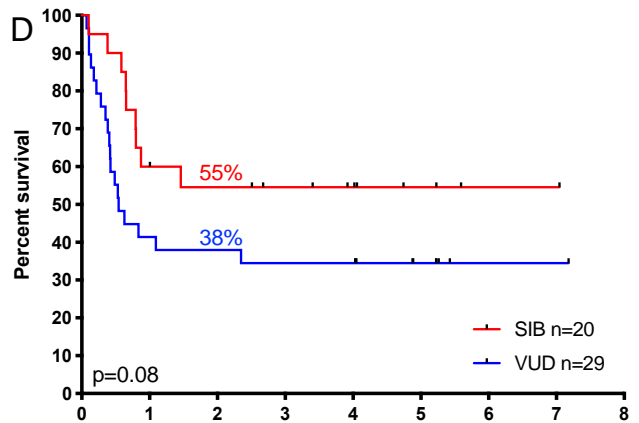
At risk:

	0	1	2	3	4	5	6	7	8
MAC	30	23	20	17	15	10	6	3	1
RIC	77	53	47	40	35	22	11	5	0



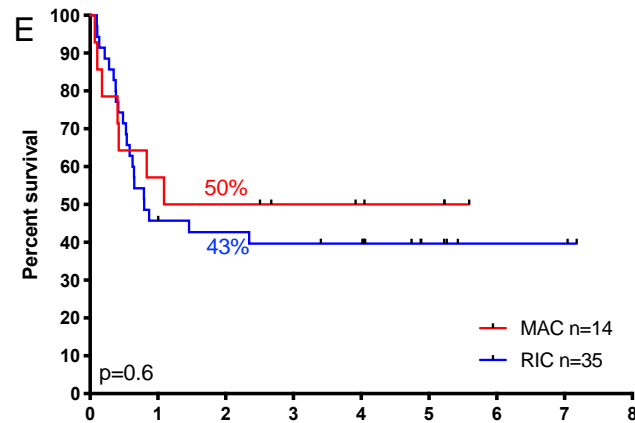
At risk:

	0	1	2	3	4	5	6	7	8
T-rep	25	25	23	20	18	14	7	4	1
T-dep	82	51	44	37	32	18	10	4	1



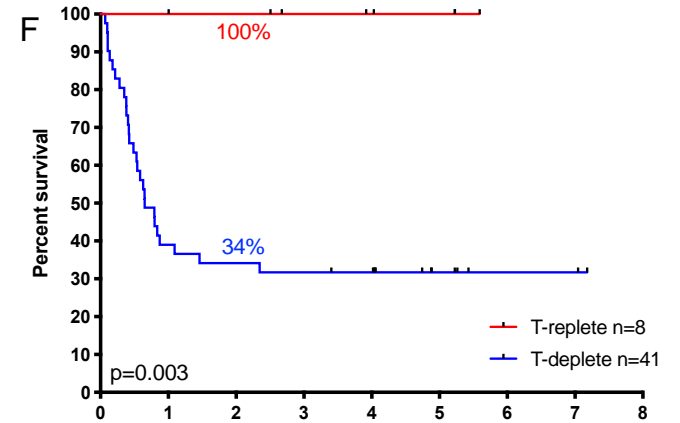
At risk:

	0	1	2	3	4	5	6	7	8
SIB	20	12	10	8	6	3	3	1	0
VUD	29	12	11	11	10	5	1	1	0



At risk:

	0	1	2	3	4	5	6	7	8
MAC	14	8	7	5	4	3	0	0	0
RIC	35	16	14	13	12	5	2	2	0



At risk:

	0	1	2	3	4	5	6	7	8
T-rep	8	8	7	5	4	3	0	0	0
T-dep	41	16	14	13	12	5	2	2	0