UNIVERSITY OF BIRMINGHAM
University of Birmingham Research at Birmingham

Susceptibility to adverse drug reactions

Ferner, Robin; Aronson, Jeffrey

DOI:
10.1111/bcp.14015

License:
Other (please specify with Rights Statement)

Document Version
Peer reviewed version

Citation for published version (Harvard):
Ferner, R & Aronson, J 2019, 'Susceptibility to adverse drug reactions', *British Journal of Clinical Pharmacology*, vol. 85, no. 10, pp. 2205-2212. https://doi.org/10.1111/bcp.14015

Link to publication on Research at Birmingham portal

Publisher Rights Statement:
This is the peer reviewed version of the following article: Ferner, R, Aronson, J. Susceptibility to adverse drug reactions. Br J Clin Pharmacol. 2019; 85: 2205– 2212. https://doi.org/10.1111/bcp.14015, which has been published in final form at https://bpspubs.onlinelibrary.wiley.com/doi/full/10.1111/bcp.14015. This article may be used for non-commercial purposes in accordance with Wiley Terms and Conditions for Self-Archiving

General rights
Unless a licence is specified above, all rights (including copyright and moral rights) in this document are retained by the authors and/or the copyright holders. The express permission of the copyright holder must be obtained for any use of this material other than for purposes permitted by law.

•Users may freely distribute the URL that is used to identify this publication.
•Users may download and/or print one copy of the publication from the University of Birmingham research portal for the purpose of private study or non-commercial research.
•User may use extracts from the document in line with the concept of 'fair dealing' under the Copyright, Designs and Patents Act 1988 (?)
•Users may not further distribute the material nor use it for the purposes of commercial gain.

Where a licence is displayed above, please note the terms and conditions of the licence govern your use of this document.

When citing, please reference the published version.

Take down policy
While the University of Birmingham exercises care and attention in making items available there are rare occasions when an item has been uploaded in error or has been deemed to be commercially or otherwise sensitive.

If you believe that this is the case for this document, please contact UBIRA@lists.bham.ac.uk providing details and we will remove access to the work immediately and investigate.

Download date: 19. Apr. 2024

Figure 1. Cumulative percentage of patients who have become salicylate-toxic plotted against log dose of salicylate (in grains; 1 grain ~ 65 mg) [After references 6 and 7]

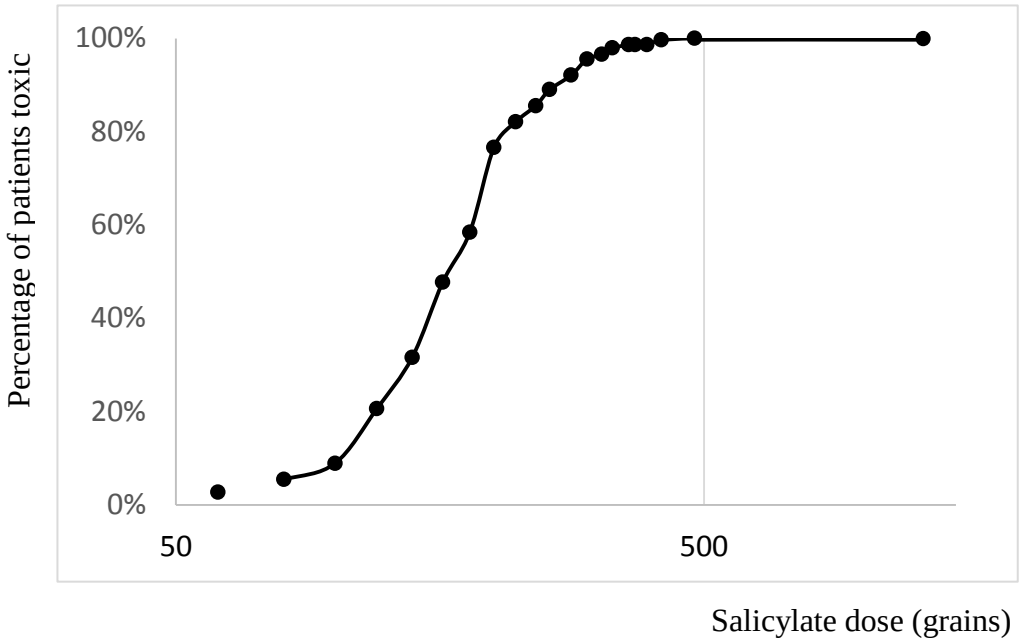

Figure 2. Hanzlik's data[6] plotted as a cumulative distribution curve (cumulative percentage -v- standard deviation from mean dose of 186 grains)

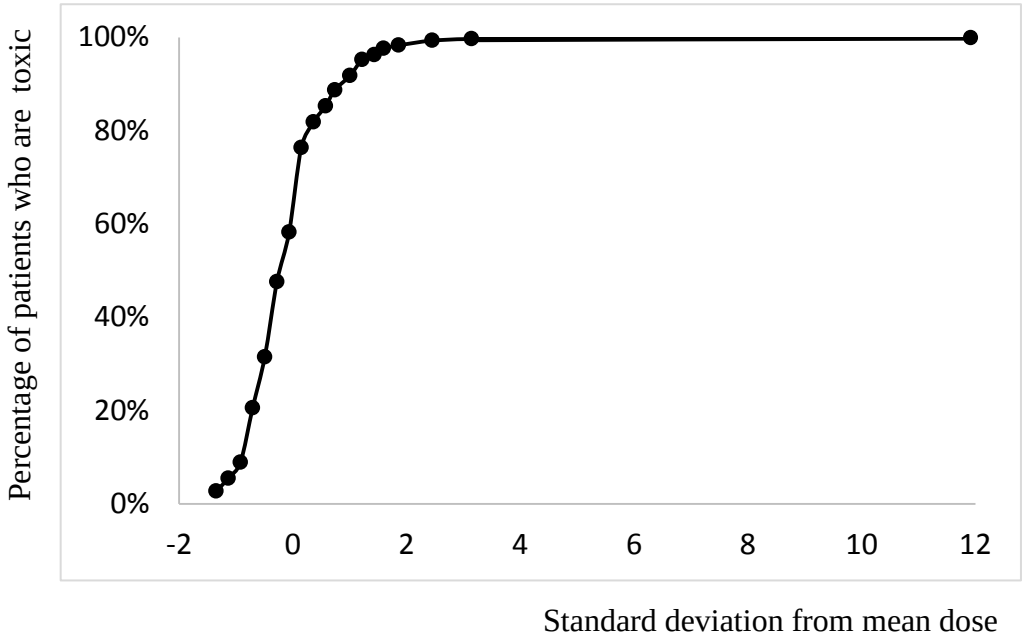

Figure 3a. Proportion of subjects sensitized -v- dose of dinitrochlorobenzene (μg) on a logarithmic scale [after reference 19]

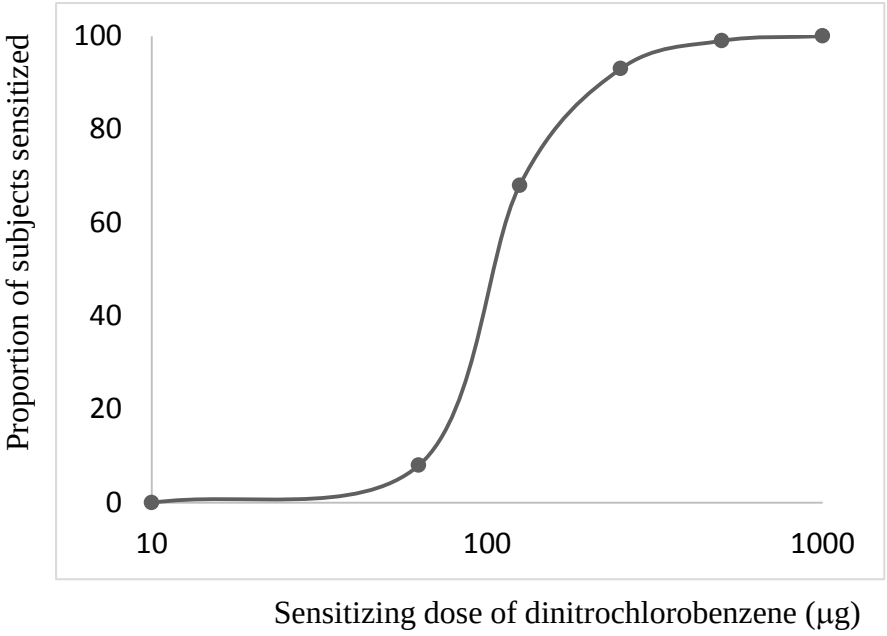

Figure 3b. Weal thickness response (mm) to topical dinitrochlorobenzene -v- challenge dose of dinitrochlorobenzene (μg) on a logarithmic scale in subjects sensitized with a dose of 1000 μg [after reference 19]; note that the dose required to provoke a response is two orders of magnitude less than the dose required to sensitize a subject.

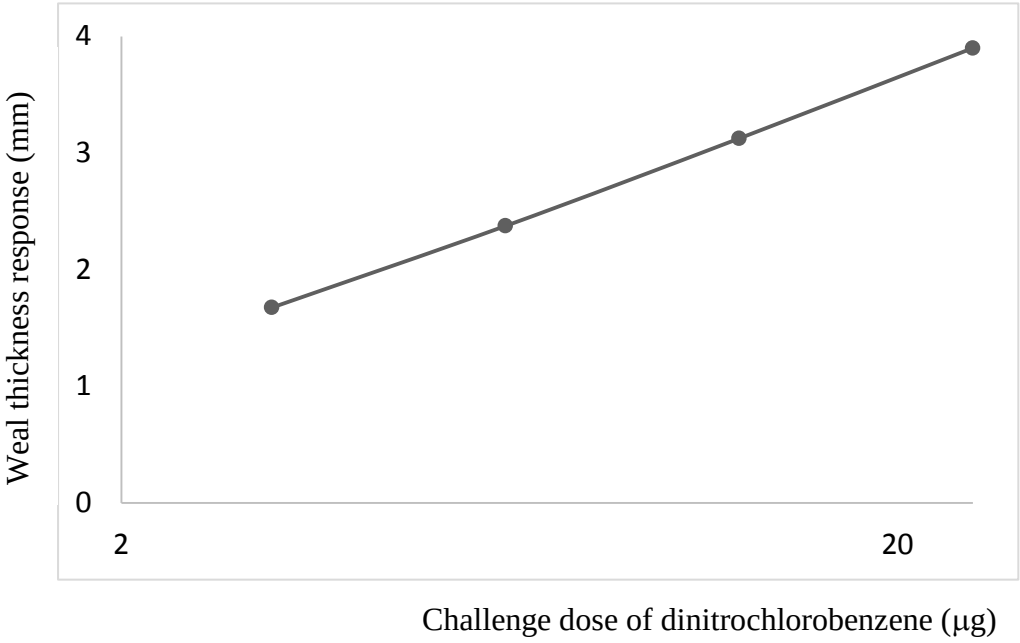

Figure 4. Duration of apnoea (minutes) -v- dose of suxamethonium (mg, logarithmic scale) for normal subjects (UU, dashed line) and those with two abnormal alleles (AA, solid line) [After reference 23].

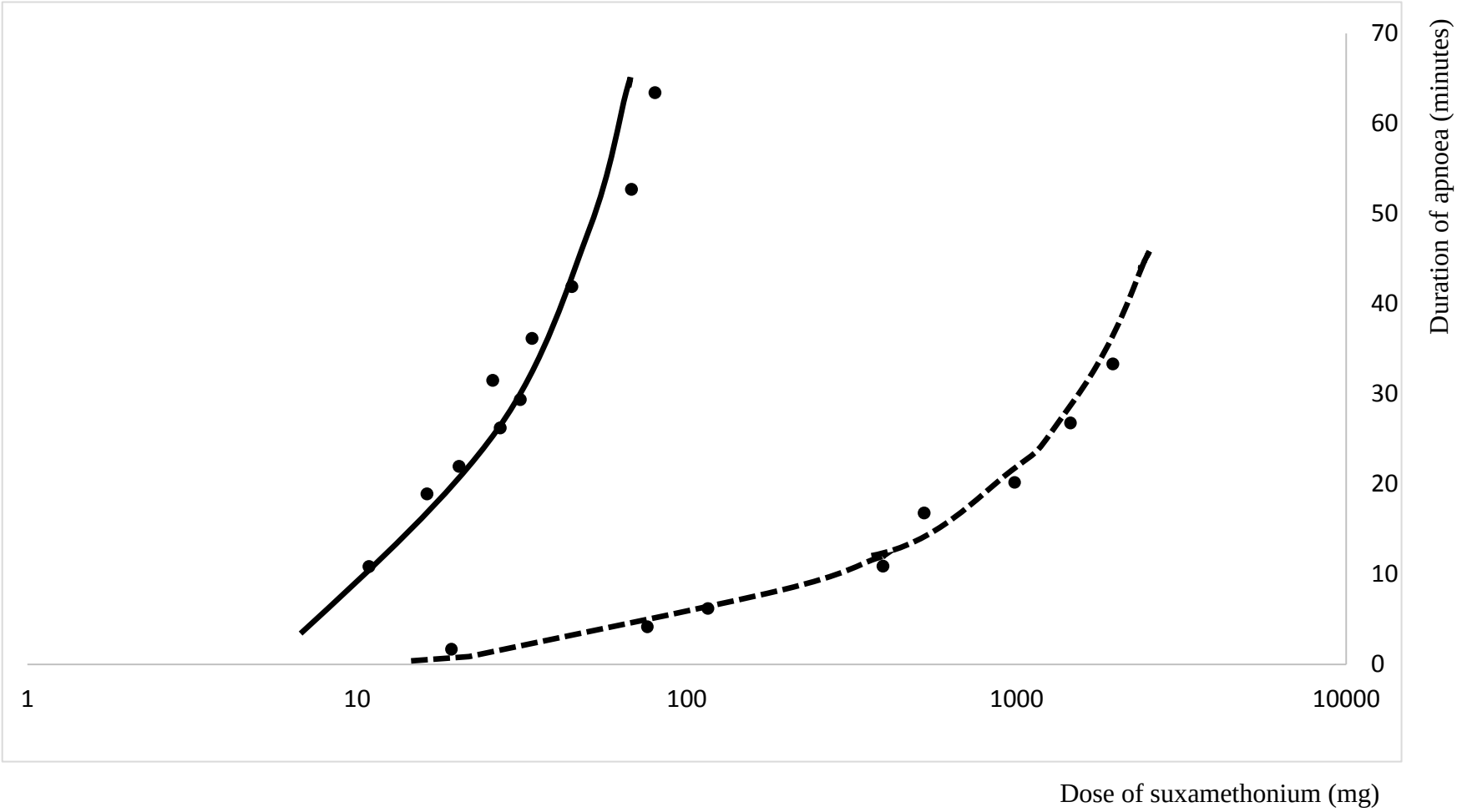

,
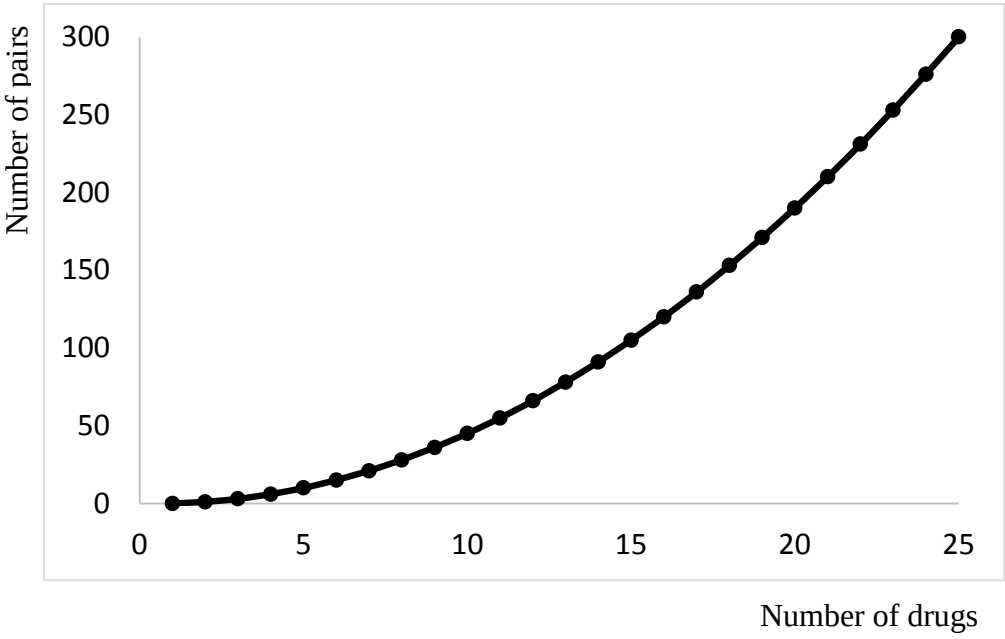
Figure 5. The number of pair-wise interactions of *n* drugs, two at a time