

Safe prescribing in general dental practice – challenges and solutions

Mason, Julie; Vallance, Hannah; Pontefract, Sarah; Coleman, Jamie

DOI:

[10.12968/denu.2019.46.9.828](https://doi.org/10.12968/denu.2019.46.9.828)

License:

Other (please specify with Rights Statement)

Document Version

Peer reviewed version

Citation for published version (Harvard):

Mason, J, Vallance, H, Pontefract, S & Coleman, J 2019, 'Safe prescribing in general dental practice – challenges and solutions', *Dental Update*, vol. 46, no. 9, pp. 828-835.
<https://doi.org/10.12968/denu.2019.46.9.828>

[Link to publication on Research at Birmingham portal](#)

Publisher Rights Statement:

This document is the Accepted Manuscript version of a Published Work that appeared in final form in *Dental Update*, copyright © MA Healthcare, after peer review and technical editing by the publisher. To access the final edited and published work see <https://www.magonlinelibrary.com/doi/full/10.12968/denu.2019.46.9.828>.

General rights

Unless a licence is specified above, all rights (including copyright and moral rights) in this document are retained by the authors and/or the copyright holders. The express permission of the copyright holder must be obtained for any use of this material other than for purposes permitted by law.

- Users may freely distribute the URL that is used to identify this publication.
- Users may download and/or print one copy of the publication from the University of Birmingham research portal for the purpose of private study or non-commercial research.
- User may use extracts from the document in line with the concept of 'fair dealing' under the Copyright, Designs and Patents Act 1988 (?)
- Users may not further distribute the material nor use it for the purposes of commercial gain.

Where a licence is displayed above, please note the terms and conditions of the licence govern your use of this document.

When citing, please reference the published version.

Take down policy

While the University of Birmingham exercises care and attention in making items available there are rare occasions when an item has been uploaded in error or has been deemed to be commercially or otherwise sensitive.

If you believe that this is the case for this document, please contact UBIRA@lists.bham.ac.uk providing details and we will remove access to the work immediately and investigate.

Safe Prescribing in General Dental Practice – Challenges and Solutions

Julie Mason BSc, PhD, MRPharmS, AFHEA

Hannah Vallance MPharm, ClinDip, FHEA

Sarah Pontefract MPharm, ClinDip, PhD, MRPharmS

Jamie J Coleman MBChB, MD, MA (Med Ed), FRCP, FBPhS, FFPM (hon)

Julie Mason¹

SCRIPT Editorial Manager, University of Birmingham.

Hannah Vallance¹

SCRIPT Editorial Manager, University of Birmingham.

Sarah Pontefract¹

Lecturer in Clinical Pharmacy and Therapeutics, SCRIPT Editorial Lead, University of Birmingham.

Jamie J Coleman^{1,2,3}

*Professor of Clinical Pharmacology and Medical Education, University of Birmingham;
Honorary Consultant Physician / Associate Medical Director, University Hospitals Birmingham
NHS Foundation Trust; Director, Yellow Card Centre West Midlands*

¹ Institute of Clinical Sciences, College of Medical and Dental Sciences, University of Birmingham, Birmingham, B15 2SP, UK

² University Hospitals Birmingham NHS Foundation Trust, Edgbaston, Birmingham, B15 2TT, UK

³ Yellow Card Centre West Midlands, City Hospital, Dudley Road, Birmingham, B18 7QH

Safe Prescribing in General Dental Practice – Challenges and Solutions

Abstract

All dental practitioners will treat patients who take medicines. An ageing population combined with improved management of patients with multiple long-term co-morbidities has seen a rise in complex medication regimens. Healthcare specialisation, a widening drug market and better access to medicines has also contributed to more patients taking multiple medicines for conditions often managed by a variety of specialists. Whether these medicines are prescribed or bought over-the-counter, dental practitioners must understand the implications that these treatment regimens can have on dental care.

Clinical Relevance

Prescribing medicines is a small but essential part of dental practice. This paper describes various aspects of prescribing, the potential implications of dental treatment to a patient's medication regimen, and important considerations to reduce the risk of medication errors and improve patient safety.

Brief objectives

The reader should

- Appreciate the challenges that prescribed medicines have to dental treatments.
- Recognise the importance of modern therapeutic agents in the management of the dental patient and know where to obtain support to manage such patients.

In 2017, 4.7 million prescription items in England were prescribed by dentists accounting for 0.4% of all prescriptions dispensed in the National Health Service¹. With an aging population and advances in modern medical practice the General Dental Practitioner (GDP) will increasingly be faced with patients who have multiple co-morbidities and are prescribed complex treatment regimens. GDPs, like other prescribers, need to have knowledge of the medicines they prescribe to inform prescribing decisions and non-pharmacological interventions. This article highlights some key prescribing considerations and provides links to resources that can support safe prescribing in dental practice.

Multimorbidity and Polypharmacy (Level 1)

The UK population is aging with more than 11 million people over the age of 65 years². With aging comes a greater likelihood of disease. More than 50% of those aged over 65 years are multimorbid^{3,4} (i.e. have two or more long-term conditions) and for those over 85 years this rises to more than 80%^{5,6}. Multimorbidity can lead to the prescription of multiple medicines, often known as polypharmacy⁷. It is of particular concern in this patient group because the physiological changes that occur with age and/or chronic disease (e.g. decreases in lean body mass, body water, bone mass, renal clearance, and hepatic function) can alter the pharmacokinetics and pharmacodynamics of a drug and increase the risk of Adverse Drug Reactions (ADRs) unless treatment regimens are adjusted accordingly. The use of multiple drugs also increases the potential for drug-drug interactions (DDI) and may lead to a cascade of prescribing where signs and symptoms of an ADR or DDI trigger prescription of more medicines where they are not needed⁸, known as problematic polypharmacy⁹. The safe prescription of medicines requires consideration of many issues.

Considerations when prescribing (Level 2)

Allergy status (Level 3)

In 2017, amoxicillin was the most common prescribed drug by GDPs in England accounting for nearly 42% of all items on FP10D¹. The allergy status of the patient should be established before prescribing antibacterials, especially to penicillins (e.g. amoxicillin, co-amoxiclav) as a true hypersensitivity reaction will limit what can be prescribed. A small proportion of patients with penicillin hypersensitivity may also have a similar reaction to cephalosporins (e.g. cephalexin, cefradine) known as cross-reactivity (Figure 1)¹⁰. Many patients may think that they are allergic to penicillins from previous adverse effects, such as diarrhoea and nausea, but careful questioning may reveal reactions that are neither anaphylactic nor serious in nature.

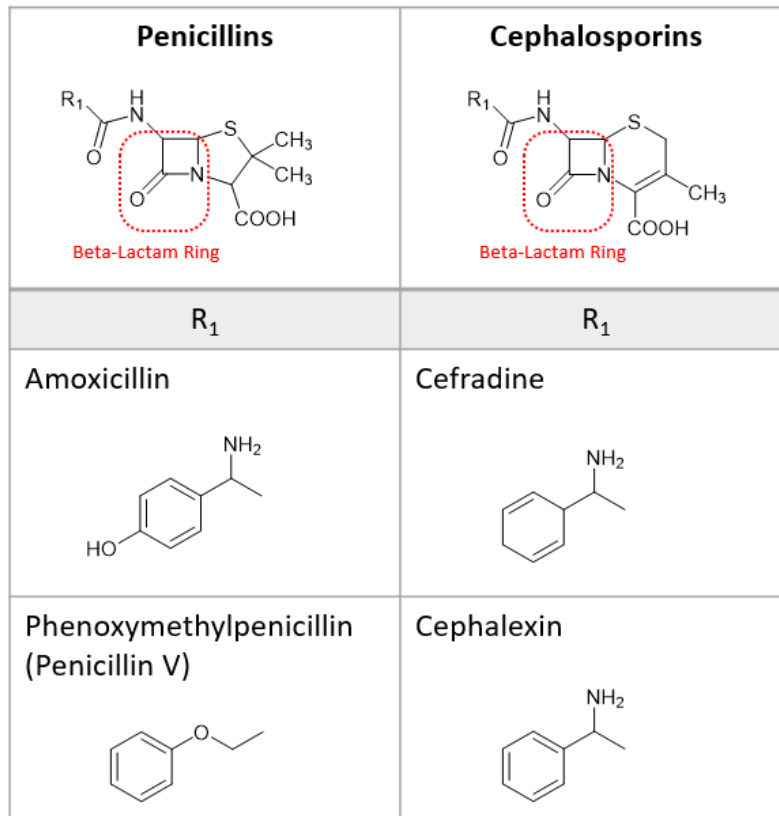


Figure 1. Cross-reactivity between penicillins and cephalosporins occurs in a small proportion of patients, thought to be due to structural similarities between the two drug classes.

Drug history (Level 3)

Alongside allergy status, it is important to find out what has been prescribed for your patient and how adherent they are to their treatment. On average, patients with chronic disease only take about half of their doses as prescribed¹¹ and it is common for patients to forget to mention contraceptives, injections and inhaled or topical medicines. They may, when questioned, also need to be prompted to tell you about non-prescribed products e.g. over-the-counter (OTC) medicines, herbal and complementary therapies, food supplements and recreational drugs. A comprehensive list and an appreciation of how the patient uses these products can help you to establish whether there are drug-related causes of symptoms or problems and inform dental prescribing decisions.

Hepatic and renal function (Level 3)

Approximately two-thirds of drugs are excreted via the kidney. If a patient has renal impairment drugs which are excreted by the kidney, and sometimes their metabolites, can accumulate in the body and increase the risk of adverse effects. The plasma half-life of oral aciclovir, for example, increases from around 3 hours to more than 19 hours in a patient with chronic kidney disease¹². In patients with renal impairment, dose adjustments are required to reduce the risk of accumulation while maintaining a therapeutic effect (Figure 2). Adjustments can be made by decreasing the dose and/or by extending the duration between

each dose. Specific drug monographs within the British National Formulary (BNF) state the appropriate approach.

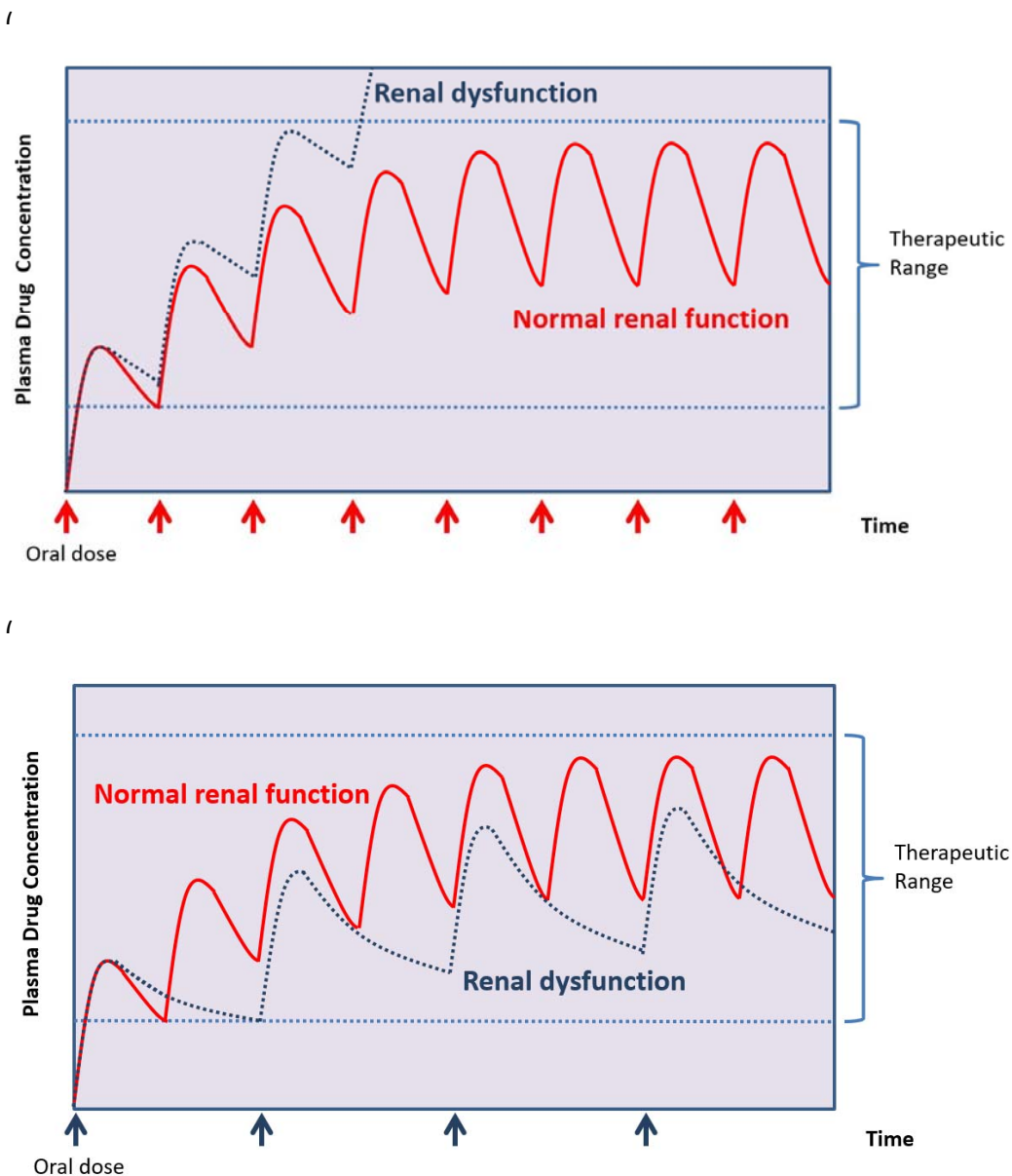


Figure 2. (a) In renal dysfunction, drugs excreted by the kidney can accumulate in the body leading to plasma drug concentrations above the therapeutic range and increased risk of adverse drug reactions and toxicities. (b) Dose adjustments can be made by decreasing the dose and/or by extending the duration between each dose.

Patients with hepatic impairment may also require dose adjustments to take account of reduced drug metabolism. The liver metabolises most drugs that enter the body to enable excretion by the kidneys. Dose adjustment in liver impairment is unpredictable and subject to interpatient variability. Treatment regimens have to be individually tailored to reduce accumulation risk and potential exacerbation of the adverse effects of liver disease. For

example, encephalopathy in chronic liver disease can be precipitated by drugs that cause sedation, such as diazepam, or drugs that cause constipation, such as dihydrocodeine. The BNF provides guidance for individual drugs. However, it is often monitoring of outcomes and adverse effects which guides dosing and this frequently requires collaboration with and follow-up by doctors and other healthcare professionals.

Drug-drug interactions (Level 3)

The interaction between drugs, prescribed or non-prescribed, can have potentially serious consequences. Hepatic metabolism of drugs may be altered by the induction or inhibition of cytochrome P450 enzymes. Many drugs induce or inhibit these enzymes, which can result in clinically significant changes in plasma drug concentrations of other drugs. For example, carbamazepine is a potent enzyme inducer and increases the metabolism of warfarin thereby reducing the anticoagulant effect. Inhibiting agents such as omeprazole, macrolide antibacterials (e.g. erythromycin, clarithromycin),azole antifungals (e.g. fluconazole) and metronidazole can increase plasma concentrations of co-administered drugs such as warfarin, antiepileptics, some cytotoxic medicines and lithium.

Adverse drug reactions (Level 3)

Patients' previous Adverse Drug Reactions (ADRs) should influence your prescribing decisions. Susceptibility to ADRs varies dependent on the condition of the patient and sometimes on their genetic profile. Many will be aware of the risk of gastrointestinal adverse events associated with non-steroidal anti-inflammatory drugs (NSAIDs), such as ibuprofen and diclofenac, but may not realise that their mechanism of action is to reduce prostaglandin synthesis, which can lead to renal hypoperfusion, fluid retention and Acute Kidney Injury (AKI) in vulnerable individuals e.g. patients with compromised renal function. Patients of Han Chinese and Thai family origin are more likely to have the HLA-B*1502 allele which predisposes them to Stevens-Johnson syndrome and toxic epidermal necrolysis with drugs like carbamazepine, and hence should be screened for this allele before it is prescribed for them.

It is also important to recognise that a patient's dental symptoms could be due to an ADR. Oral adverse effects, such as xerostomia, due to anticholinergic medicines such as oxybutynin and amitriptyline, are well known to increase the risk of oral disease. Drug-induced gingival enlargement is known to be caused by calcium-channel blockers (e.g. amlodipine) in patients with poor oral hygiene¹³. A more recent example has been the attribution of anti-resorptive (e.g. RANKL inhibitors such as denosumab) and anti-angiogenic medicines (e.g. bevacizumab, sunitinib and aflibercept) in causing medication related osteonecrosis of the jaw (MRONJ) akin to that caused by bisphosphonate (e.g. alendronic acid) therapy^{14,15,16}. GPs play an integral role in pharmacovigilance by reporting suspected adverse drug reactions (ADRs) for all prescription, OTC, herbal and homeopathic medicines using the MHRA yellow card scheme (<https://yellowcard.mhra.gov.uk/>).

Pregnancy and breastfeeding (Level 3)

Where possible, drugs should be avoided in pregnancy due to potential harmful effects (e.g. carbamazepine is known to increase the risk of spina bifida and associated defects). If

prescribing for a pregnant woman, it is important to establish the stage of pregnancy. Generally, the most vulnerable time of exposure is the first trimester when embryonic organ formation occurs. While desirable, it is not always possible to avoid drug treatment. If pain control is needed, non-steroidal anti-inflammatory drugs (NSAIDs), such as ibuprofen and diclofenac, should be avoided but paracetamol is considered safe if used at therapeutic doses and in short, occasional courses. Some antimicrobials (e.g. penicillins and cephalosporins) are considered safe throughout pregnancy while others should be avoided. Metronidazole, for example, may have teratogenic effects if used in the first trimester and tetracyclines, such as doxycycline, have the potential to discolour the unborn baby's teeth if used in the second and third trimester.

It is important to remember that a drug that is safe to use during pregnancy is not necessarily safe for the breastfeeding patient. Virtually all drugs are excreted into breast milk to some extent and hence have the potential to affect a breastfed baby. Breastfeeding is however extremely beneficial to mother and child, and safe approaches to medicine use, such as taking medicines immediately after breastfeeding and avoiding modified release preparations, will allow treatment to continue while minimising exposure to the child. The BNF provides information on drug use in pregnancy along with advice on use in breastfeeding.

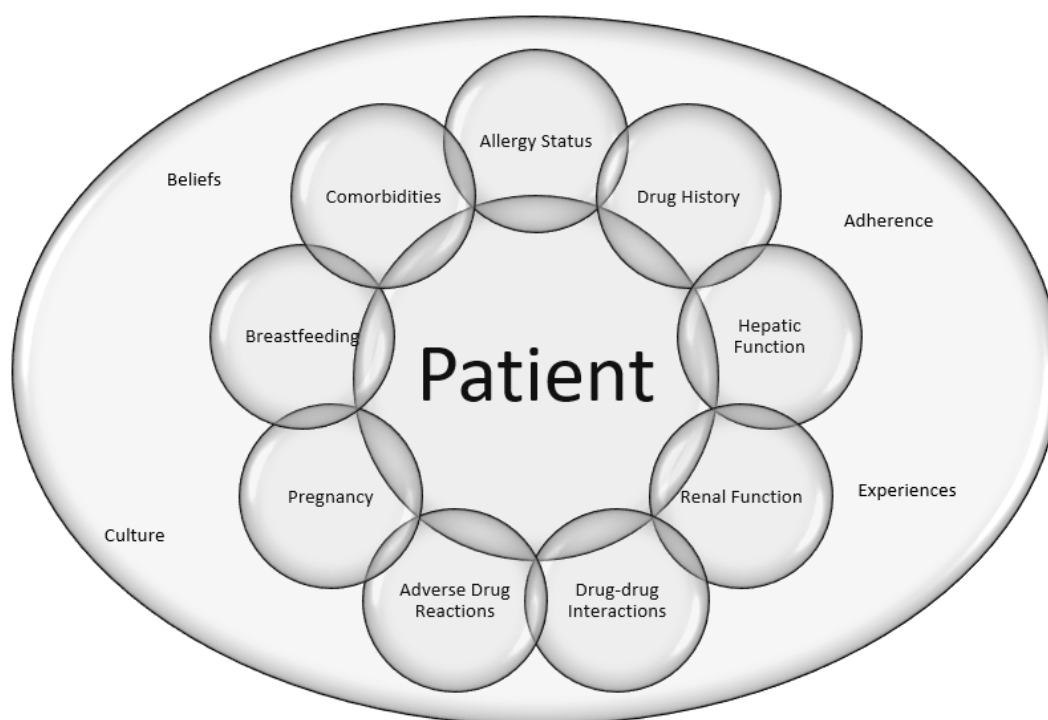


Figure 3. Patient-related factors for consideration when prescribing.

Impact of medicines on non-pharmacological dental treatments (Level 1)

The medicines taken by patients can impact on the oral condition and dental treatment given by the GDP.

New drugs on the block (Level 2)

Anticoagulants and antiplatelets (Level 3)

Since their introduction in 2008, the use direct oral anticoagulants (DOACs) (e.g. apixaban, rivaroxaban, edoxaban and dabigatran etexilate) has increased and they have now surpassed warfarin as the anticoagulant of choice¹⁷. For DOACs there is no test to determine degree of anticoagulation. Procedures with a lower bleeding risk, such as simple extractions, can be conducted if the patient has normal renal function. DOACs have a much shorter serum half-life than warfarin and hence, for procedures with a higher risk of bleeding (e.g. complex extractions or more than three extractions at once), patients should be advised that on the morning of the procedure they should omit morning doses of twice daily DOACs (e.g. apixaban, dabigatran) and delay doses of once daily DOACs (e.g. rivaroxaban) until four hours after haemostasis. On the other hand, patients taking antiplatelets (e.g. low-dose aspirin, clopidogrel, prasugrel and ticagrelor) are not recommended to omit doses prior to treatment, even if on dual antiplatelet therapy. Instead, for dental treatments associated with a higher risk of bleeding, a staged approach to treatment (e.g. multiple visits) should be considered along with local measures to achieve haemostasis (e.g. absorbable sutures or oxidized cellulose).

Biotherapeutics (Level 3)

Since the introduction of the monoclonal antibodies trastuzumab, infliximab and rituximab in the late 1990s, there has been rapid growth in the number of biotechnology-derived pharmaceuticals reaching the market. It is estimated that, at present, there are about 4000 biopharmaceuticals in clinical development accounting for more than 40% of drugs in the current drug pipeline¹⁸. The majority of licensed biopharmaceuticals target cancer or immune mediated diseases. Many biotherapeutics for both cancer and immune disease will be given in conjunction with systemic anticancer chemotherapy (SACT) (i.e. cytotoxic treatments) which leave the immune system compromised and the patient susceptible to infection. Each product will have its own unique safety profile and associated adverse drug reactions. Evidence of oral complications with these products is currently limited to case reports¹⁹ and it is difficult to identify which of the adverse effects (e.g. xerostomia, oral mucositis) are due to concomitant SACT.

Sources of information (Level 1)

Prescribing is a complex process, the patient and their medical needs should always be at the centre of the clinical decision making process which should be informed by local and national prescribing policy, protocols, formularies, guidelines and the best available evidence. The BNF treatment summaries, appendices and drug monographs provide information on how to prescribe, dispense and administer medicines safely. Each

monograph contains all information relating to that drug such as the recommended dose adjustments required in renal and hepatic impairment, monitoring requirements, and use during pregnancy and breastfeeding. The online versions of the BNF available at <https://bnf.nice.org.uk/> allow you to search for drug-drug interactions while in the hard copy these are listed in the appendices. A summary of the licensing information for medicines with a marketing authorisation (i.e. a summary of product characteristics) can be found in the online electronic medicines compendium (eMC) available at <https://www.medicines.org.uk/emc>. The Scottish Dental Clinical Effectiveness Programme (SDCEP) and the faculty of General Dental Practitioners (FGDP) provides evidence-based guidance and recommend the most cost-effective prescribing. SCRIPT modules written for dentists bring the evidence together with practical prescribing scenarios to improve safe prescribing in dental patients. SCRIPT modules are available for continuing professional development and are freely available to all foundation trainee dentists in England at www.safeprescriber.co.uk. NHS Medicines Information services are available for simple or complex medication queries. Many hospitals will have a local medicines information service that will have access to specialist resources and information not readily available from usual reference resources. The contact details for regional specialist centres are listed in the BNF. The Specialist Pharmacy Service summarises advice from UK Medicines Information which is available online at <https://www.sps.nhs.uk/>. A summary of resources can be seen in Table 1.

Resource	Information provided	Website
British National Formulary (BNF)	Information on how to prescribe, dispense and administer medicines safely. Free online access to the BNF is available through NICE	https://bnf.nice.org.uk/
Electronic Medicines Compendium (eMC)	Summaries of Product Characteristics, Patient Information Leaflets and Risk Minimisation Materials for medicines licensed for use in the UK	https://www.medicines.org.uk/emc
MHRA Yellow Card Scheme	Reporting scheme suspected adverse effects to drugs and medical devices, defective and counterfeit medicines. Provides information on suspected adverse reactions for all licensed drugs in the form of interactive Drug Analysis Profiles (iDAPs)	https://yellowcard.mhra.gov.uk/
NHS Medicines Information Services, UK Medicines Information (UKMi)	UKMi is part of the NHS Specialist Pharmacy Service. Freely accessible, it provides a wide range of information about the practical aspects of using medicines in any healthcare setting	https://www.sps.nhs.uk/
Scottish Dental Clinical Effectiveness Programme (SDCEP)	Produces evidence-based guidance for dental practitioners. Including a recently updated guide to Drug Prescribing for Dentistry	http://www.sdcep.org.uk/
SCRIPT eLearning	Eight interactive eLearning modules relating to prescribing and therapeutics for dentists. Each module takes around one hour to complete offering verifiable Continuing Professional Development for dental practitioners and a training resource undergraduate and foundation dentists.	www.safeprescriber.co.uk

Table 1. A summary of prescribing and therapeutics resources available for dental practitioners.

Conclusion (Level 1)

In an aging society, there are increasing numbers of co-morbid patients prescribed complex treatment regimens. The therapeutic armoury is growing rapidly with new medicines being introduced to increasingly complex treatment regimens. It is important that dental

practitioners know where to find information about medicines and their impact on dental symptoms and treatments.

References

-
- ¹ Prescription Cost Analysis, England (2017). [Online] Available at <https://digital.nhs.uk/data-and-information/publications/statistical/prescription-cost-analysis/prescription-cost-analysis-england-2017>
- ² Overview of the UK: July 2017. [Online] Available at <https://www.ons.gov.uk/peoplepopulationandcommunity/populationandmigration/populationestimates/articles/overviewoftheukpopulation/july2017>
- ³ Barnett K , Mercer SW, Norbury M, Watt G, Wyke S, Guthrie B. Epidemiology of multimorbidity and implications for health care, research, and medical education: a cross-sectional study. *Lancet* 2012; 380(9836): 37–43.
- ⁴ Salive ME . Multimorbidity in older adults. *Epidemiol Rev* 2013; 35: 75–83.
- ⁵ Collerton J, Jagger C, Yadegarfar ME, et al. Deconstructing Complex Multimorbidity in the Very Old: Findings from the Newcastle 85+ Study. *BioMed Research International* 2016: 8745670.
- ⁶ Hewitt J, McCormack C, Tay HS, et al Prevalence of multimorbidity and its association with outcomes in older emergency general surgical patients: an observational study *BMJ Open* 2016; 6: e010126.
- ⁷ Duerden M, Avery T, Payne R. (2013) Polypharmacy and medicines optimisation: Making it safe and sound. Kings Fund, London.
- ⁸ Dagli RJ, Sharma A. Polypharmacy: A Global Risk Factor for Elderly People. *Journal of International Oral Health* 2014; 6(6): i-ii.
- ⁹ Duerden M, Avery T, Payne R. Polypharmacy and medicines optimization: making it safe and sound. King's Fund, 2013. [Online] Available at: https://www.kingsfund.org.uk/sites/default/files/field/field_publication_file/polypharmacy-and-medicines-optimisation-kingsfund-nov13.pdf
- ¹⁰ Lee QU. Use of cephalosporins in patients with immediate penicillin hypersensitivity: cross-reactivity revisited. *Hong Kong Med J.* 2014; 20(5): 428-36.
- ¹¹ Nieuwlaat R, Wilczynski N, Navarro T, Hobson N, Jeffery R, Keenanasseril A, Agoritsas T, Mistry N, Iorio A, Jack S, Sivaramalingam B, Iserman E, Mustafa RA, Jedraszewski D, Cotoi C, Haynes RB. Interventions for enhancing medication adherence. *Cochrane Database of Systematic Reviews* 2014, Issue 11.
- ¹² Medicines.org.uk (2018). Home- electronic Medicines Compendium (eMC). [Online] Available at: <https://www.medicines.org.uk/emc>
- ¹³ Habbab KM, Moles DR, Porter SR. Potential oral manifestations of cardiovascular drugs. *Oral Dis.* 2010; 16(8): 769-73.
- ¹⁴ MHRA (2014) Denosumab: updated recommendations. [Online] Available at <https://www.gov.uk/drug-safety-update/denosumab-updated-recommendations>
- ¹⁵ MHRA (2011) Bevacizumab and sunitinib: risk of osteonecrosis of the jaw. [Online] Available at <https://www.gov.uk/drug-safety-update/bevacizumab-and-sunitinib-risk-of-osteonecrosis-of-the-jaw>
- ¹⁶ MHRA (2016) Aflibercept (Zaltrap ▼): minimizing the risk of osteonecrosis of the jaw. [Online] Available at <https://www.gov.uk/drug-safety-update/aflibercept-zaltrap-minimising-the-risk-of-osteonecrosis-of-the-jaw>
- ¹⁷ Loo SY, Dell'Aniello S, Huiart L, Renoux C. Trends in the prescription of novel oral anticoagulants in UK primary care. *Br J Clin Pharmacol.* 2017; 83(9): 2096-2106.
- ¹⁸ Fifteenth annual report and survey of biopharmaceutical manufacturing capacity and production: A study of biotherapeutic developers and contract manufacturing organizations. April 2018, Bioplan associates, USA.
- ¹⁹ Johnson T. Oral implications of Immunotherapy. *Decisions in Dentistry* 2017. [Online] Available at <http://decisionsindentistry.com/article/oral-implications-immunotherapy/>

Conflict of interest statement

The corresponding author and co-authors work on the SCRIPT eLearning programme at the University of Birmingham.