

Web-based information on the treatment of tobacco dependence for oral health professionals. An analysis of English written websites

Albuquerque, Rui

License:
Creative Commons: Attribution (CC BY)

Document Version
Peer reviewed version

Citation for published version (Harvard):
Albuquerque, R 2017, 'Web-based information on the treatment of tobacco dependence for oral health professionals. An analysis of English written websites', *JMIR Research Protocols*, vol. 19, no. 10, e349.

[Link to publication on Research at Birmingham portal](#)

General rights

Unless a licence is specified above, all rights (including copyright and moral rights) in this document are retained by the authors and/or the copyright holders. The express permission of the copyright holder must be obtained for any use of this material other than for purposes permitted by law.

- Users may freely distribute the URL that is used to identify this publication.
- Users may download and/or print one copy of the publication from the University of Birmingham research portal for the purpose of private study or non-commercial research.
- User may use extracts from the document in line with the concept of 'fair dealing' under the Copyright, Designs and Patents Act 1988 (?)
- Users may not further distribute the material nor use it for the purposes of commercial gain.

Where a licence is displayed above, please note the terms and conditions of the licence govern your use of this document.

When citing, please reference the published version.

Take down policy

While the University of Birmingham exercises care and attention in making items available there are rare occasions when an item has been uploaded in error or has been deemed to be commercially or otherwise sensitive.

If you believe that this is the case for this document, please contact UBIRA@lists.bham.ac.uk providing details and we will remove access to the work immediately and investigate.

TITLE: Web-based information on the treatment of tobacco dependence for oral health professionals. An analysis of English written websites.

Abstract

Background: Studies have been conducted on the content and quality of web-based information for patients who are interested in smoking cessation advice and for healthcare practitioners, regarding the content of e-learning programs about tobacco cessation. However, to the best of our knowledge, there is no such information about the quality of online learning resources regarding smoking cessation dedicated to oral health professionals.

Objectives: The aim of the present study was to identify and evaluate the quality of the content of web pages providing information about smoking cessation for oral health care professionals.

Methods: Websites were identified using Google and Health on Net (HON) search engines using the terms “smoking cessation OR quit smoking OR stop smoking OR 3As OR 5As OR tobacco counselling AND dentistry OR dental clinic OR dentist OR dental hygienist OR oral health professionals”. The first 100 consecutive results of the 2 the search engines, were considered for the study.

Quality assessment was rated using the DISCERN questionnaire, the JAMA Benchmarks and the Health on Net seal. In addition, smoking cessation content on each site was assessed using an abbreviated version of the Smoke Treatment Scale (STS-C) and the Smoking Treatment Scale-Rating (STS-C). To assess legibility of

the selected websites the Flesch Reading Ease (FRES) and the Flesch-Kinkaid Reading Grade Level (FKRGL) were used. Websites were also classified into multimedia and non-multimedia and friendly and non-friendly usability.

Results: Of the first 200 sites selected (100 of Google and 100 of HON) only 11 met the inclusion criteria, and mainly belonged to Governmental institutions (n=8), the other being prepared by Professional Associations (n=2) and non-profit organizations (n=1). Only 3 were exclusively dedicated to smoking cessation. The average score obtained with the DISCERN was 3.0 and the average score in the FKRGL and FRES was 13.31 ± 3.34 and 40.73 ± 15.46 , respectively. Of the 11 websites evaluated none achieved all four JAMA benchmarks. The mean score of STS-R among all the websites was 2.81 ± 0.95 out of 5. A significant strong positive correlation was obtained between the DISCERN mean values and the STS-R ($R=0.89$; $p=.01$).

Conclusions: The mean quality of web pages with information for oral health care professionals about smoking cessation is low and displayed a high heterogeneity. These web pages are also difficult to read and often lack multimedia resources, which further limits their usefulness.

Keywords: Tobacco use cessation; website evaluation; general practice, dental; continuing medical education.

Introduction

Oral healthcare professionals are well placed to motivate and dispense smoking cessation advice to their patients [1]. Tobacco plays a major role in the development and poor treatment outcomes of many oral diseases. The most serious consequence of tobacco use in the oral cavity is the increased risk of oral

squamous cell carcinoma. There is a strong dose-response relationship between tobacco smoking and the development of potentially malignant disorders and oral cancer [2,3].

Tobacco use is also a risk factor for periodontal disease (including increased periodontal pockets depth, increased insertion loss and as consequence dental mobility, increased tooth loss, gingival recessions, increased risk of failure of dental implants, increased risk of perimplantitis, and worse response to surgical and non-surgical periodontal therapy) [4]. Tobacco has also been associated with delayed healing following oral surgery and an increased risk of alveolar osteitis following tooth extraction [5]. In addition, tobacco use has also been associated with halitosis, tooth staining and dental restorations, gingival pigmentation, and reduced taste sensation [6].

There is strong evidence that smoking cessation results in oral health benefits [7]. Smoking cessation is associated with the potential for reversal of pre-malignant oral disorders, enhanced outcomes following periodontal treatment, and better periodontal status compared to individuals who continue to smoke. The risk for oral cancer and periodontal disease progression of former smokers approximates to that of never smokers after 10 years of complete tobacco cessation [8].

To encourage oral health professionals to become more involved in smoking cessation, a care pathway based on recognized national and international guidelines has been produced by the European Workshop on Tobacco Use Prevention and Cessation for Oral Health Professionals. This is recommended as guidance for tobacco use cessation activity in dental practice. This guideline recommends an evidence-based technique called the “5As” approach: Ask about

tobacco use, Advise them to quit, Assess willingness to quit, Assist with quitting attempts, and Arrange for follow-up [9].

Research has confirmed that members of the dental team can be effective in assessing and advising tobacco users to quit [10].

Despite this, members of the dental team often cite issues such as a lack of time or education, as a reason to not offer smoking cessation advice to all smoking patients [11,12]. Support and training for oral health professionals can be provided through face-to-face contact, but also via the Internet [13]. It has been show that online training for health care professionals, including dentists, can increase number of referrals to stop smoking services and importantly the rate of referrals converted to quit-line registrations. There is also evidence to suggest that training could improve provider knowledge, alongside improving attitudes toward tobacco cessation services, resulting in increased self-efficacy for providing appropriate interventions [14]. Studies have been conducted regarding the content and quality of web-based information amongst patients searching for smoking cessation advice [15,16,17]. However, there is no information regarding the quality of web-based smoking cessation information for oral healthcare professionals.

The aim of this study was to identify and evaluate the quality of the content of web pages providing information about smoking cessation for oral health care professionals.

Methods

Websites identification

Websites were identified on February 18th, 2017 using Google (www.google.com) and HON medical professional (www.hon.ch/med.html) search engines using the

terms “smoking cessation OR quit smoking OR stop smoking OR 3As OR 5As OR tobacco counselling AND dentistry OR dental clinic OR dentist OR dental hygienist OR oral health professionals” written in English, without predetermined location or filters. The websites were displayed (10 sites per page), accessed, and saved for subsequent analysis.

The first 100 consecutive results from both search engines were considered for the study. Exclusion criteria were: non-English language, irrelevant contents, links to Pubmed scientific articles, exclusively commercial information, patient-targeted sites, duplicated web sites, forums and discussion groups, non-operative sites, and password-protected web pages.

The review process was independently undertaken by two observers (AI and MD); in case of disagreement, a third reviewer (coordinator) was involved.

Evaluation procedures

The websites were grouped based on their affiliation (commercial, non-profit, medical or university centres, government, professional societies), and level of specialisation (exclusively dedicated to smoking cessation, partially dedicated to smoking cessation).

Quality assessment

Quality assessment was rated using the DISCERN questionnaire, the JAMA Benchmarks and the Health on Net seal.

DISCERN is a validated questionnaire of 16 points, consisting of 8 questions examining reliability (questions 1-8) and specific details of information on treatment options (question 9-15) plus an overall quality score (question 16). Each question is classified in a numerical scale of 1 to 5 (1 = very poor, 2 = poor, 3 = moderate, 4 = good, 5 = excellent). DISCERN has been designed to help users of

consumer health information judge the quality of written information about treatment choices. Additionally, DISCERN has demonstrated inter-observer reliability and construct validity when used by both medical and non-medical professionals [18].

The JAMA Benchmarks proposes 4 basic standards of quality that includes: authorship of medical content (authors and contributors, relevant affiliations and credentials), attribution (list of references and sources of information), disclosure (Website, sponsorship, advertising, commercial financing arrangements, conflicts of interest) and currency (content of the published and updated dates) [19].

Selected websites were also categorized by the presence of the HON seal. The HON seal is awarded to websites that meet with eight basic quality criteria: 1. authorship, 2. complementarity; 3. privacy, 4. attribution of references and currency, 5. justification, 6. transparency of the author, 7. Sponsor Transparency (financial disclosure) and 8. honesty in Advertising Policy [20].

Smoking Cessation Content assessment

The smoking cessation content on each site was assessed using an abbreviated version Smoke Treatment Scale (STS-C) and the Smoking Treatment Scale-Rating (STS-C) [17].

The STS-C is a 12-item checklist on which website reviewers documented the extent to which each website covered material related to key components of treatment as described in the US PHS guidelines for the treatment of tobacco dependence. The resulting 12 items on the STS-C are (1-2) advise every smoker to quit smoking (subdivided into two categories: clear/strong and personalized), (3) assess readiness to quit, (4-5) assist with a quit plan (subdivided into three actions related to setting a quit date and seven topics for providing practical counselling),

(6) provide intra treatment social support, (7) recommend use of approved pharmacotherapy, (8) arrange follow-up, and four areas aimed at enhancing motivation to quit by discussing the (9) relevance of quitting smoking, (10) the risks of continued smoking, (11) the rewards of quitting, and (12) the potential roadblocks or barriers to quitting smoking [17].

The Smoking Treatment Scale - Rating (STS-R), was developed to provide numeric ratings of quality of coverage for each of the key components of treatment documented in the STS-C. Each website received ratings for (1) coverage, (2) accuracy, and (3) interactivity. Coverage ratings were used to indicate the relative depth and breadth of the information provided in each topic area. Ratings use a 5-point scale. If the treatment component was not mentioned, it received a rating of 1. If the topic was mentioned very briefly, it received a 2. Key components covered briefly but with sufficient detail to be adequately helpful to smokers seeking to quit were given a rating of 3. Sites that provided more detail and more extensive information were given ratings of either 4 or 5 depending on the extent of the information provided [17].

Readability assessment

The Flesch Reading Ease (FRES) and the Flesch-Kincaid Reading Grade Level (FKRGL) were used to assess legibility of the selected websites. An online tool to calculate readability (www.readabilityformulas.com) was employed for this purpose. We utilised the following readability formulas: $FRE = 206.835 - (1.015 \times \text{Average number of words per sentence}) - (84.6 \times \text{Average number of syllables per word})$; $FKRGL = (0.39 \times \text{Average number of words per sentence}) + (11.8 \times \text{Average number of syllables per word}) - 15.59$ [21]. The FREs score was categorised as: very difficult (college graduate level) (scores 0-29); difficult (30-49); fairly difficult

(50-59); standard (easily understood by 13 to 15-year-old students) (60-69); fairly easy (70-79); easy (80-89); and very easy (90-100) [22]. Websites were also graded according to the FKRGL scale as easy (≤ 6 th-grade level) or difficult (≥ 10 th-grade level) to read [23]. Additionally, websites were also classified as multimedia and non-multimedia and friendly or non-friendly.

Statistical analysis

Statistical analysis was expressed using mean, minimum and maximum values. Spearman's correlation coefficients were calculated to examine the relationship between the DISCERN and STS-R mean values of each website. The significance level chosen for all statistical test was $p \leq 0.05$. The analyses were performed using software packages (IBM SPSS Statistics 23, Armonk, NY, USA).

Results

The search identified 1.680.000 sites on Google and 889.000 sites on the HON search engines. Of the first 200 sites selected (100 of Google and 100 of HON) only 11 met the inclusion criteria (Figure 1). The most common reasons for exclusion were scientific articles (92 out 200), patient-specific sites (66 out 200) and books (7 out of 200). Of the 11 websites analysed the majority belonged to Governmental institutions (73%, 8/11), the others being prepared by Professional Associations (18%, 2/11) and non-profit organizations (9%, 1/11). Only 27%, (3/11) were exclusively dedicated to smoking cessation.



Figure 1: Schematic representation of the websites screening and inclusion and exclusion process

Quality assessment

The average score obtained with the DISCERN was 3.04 ± 0.89 . Mean quality ratings across the 11 included sites are show in Figure 2. Mean score for the questions (1-8) that addresses reliability was 3.82 ± 0.69 and for questions (9-15) that focuses on specific details of the information about treatment choice was 2.26 ± 0.69 . The questions with the higher response score were “Does it provide details of additional sources of support or information?” and “Are the aims clear?” On the other hand, the question with the lowest score was “Does it describe how the treatment choices affect overall quality of life?”

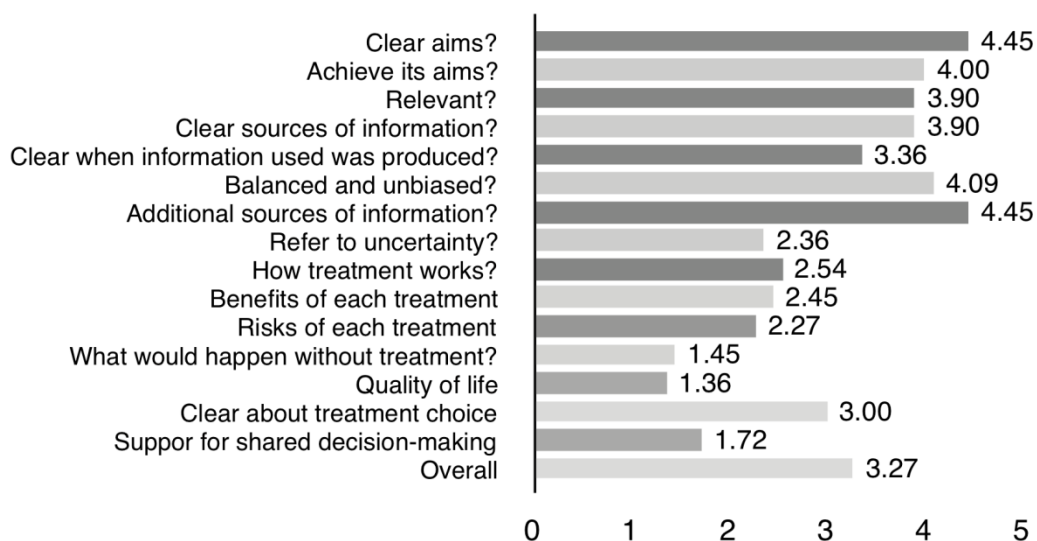


Figure 2: Median quality ratings scores of the 11 included websites using the DISCERN instrument

The results in relation to the JAMA benchmarks are shown in Table 1. None of the 11 evaluated websites achieved all four benchmarks while 6 (54%), 2 (18%), 2 (18%) and 1 (9%) achieved 3,2,1 and 0 benchmarks, respectively. The highest scoring JAMA benchmarks was authorship, over 80% identified the author. By the other hand, the lowest scoring benchmark was disclosure (9%) and this was usually due to the omission of financial details and conflicts of interest. None of the websites included in the present study presented the HON seal.

JAMA benchmarks	N (%)
(N° of websites containing each benchmark)	
4 benchmarks	0
3 benchmarks	6 (54)
2 benchmarks	2 (18)
1 benchmarks	2 (18)
0 benchmarks	1 (9)
(% of included websites containing each benchmark)	
Authorship	9 (82)
Attribution	7 (64)
Disclosure	1 (9)
Currency	7 (64)

Table 1: Website quality content based on JAMA benchmarks

Smoking cessation content

The results in relation to STS-C and STR-R evaluation tool are shown in Table 2 and Figure 3 respectively. All the sites contained a quit tobacco advise and a quit plan assistance. Three out of 11 (27%) provided intra-treatment social support and 72% (8/11) included the use of pharmacotherapy.

Smoking treatment content scale (STS-C)	N (%)
Advise every tobacco user to quit	11 (100)
Assess readiness to quit	10 (91)
Assist with quit plan	11 (100)
Provide practical counseling	6 (54)
Provide intratreatment social support	3 (28)
Recommend use of approved pharmacotherapy	8 (73)
Arrange follow-up contact	7 (64)
Enhance motivation: Relevance	9 (82)
Enhance motivation: Risks	6 (54.5)
Enhance motivation: Rewards	5 (45)
Enhance motivation: Roadblocks	4 (36)

Table 2: Content analysis. Smoking treatment content scale (STS-C)

The mean of all parameters of STS-R was 2.81 ± 0.95 . The highest scores (3.45 ± 0.82) were obtained in clarity and strength advice and planning the quit. On the contrary, the lowest values were obtained in the rewards and roadblocks parameters (2.18 ± 1.33).

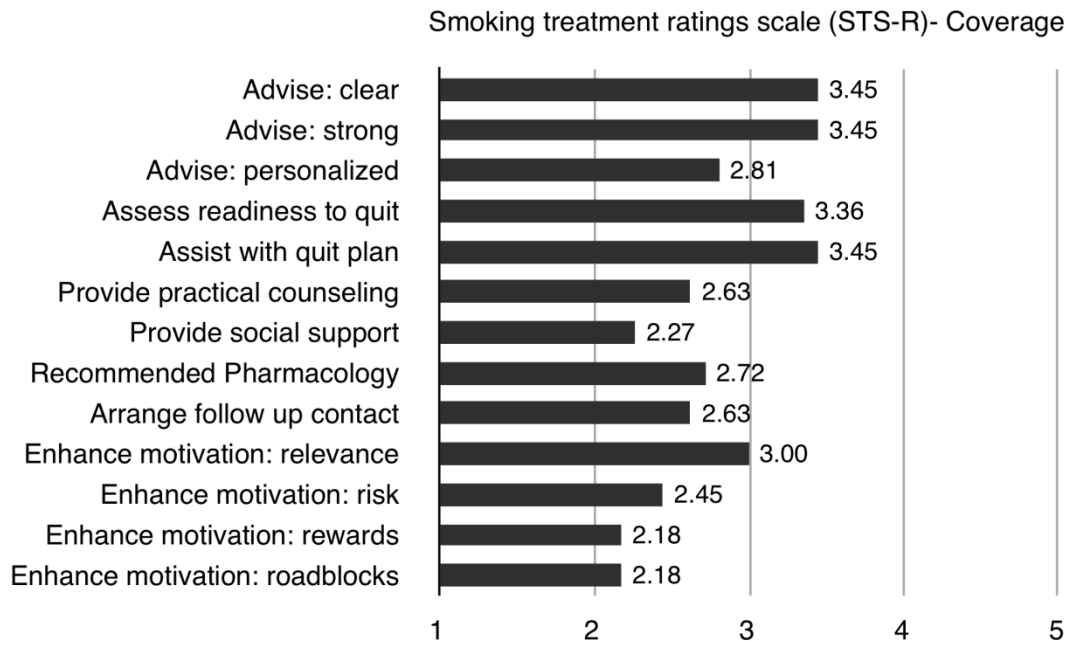


Figure 3: Median quality ratings scores of the 11 included websites using the Smoking Treatment rating scale (STS-R)

A significant strong positive correlation was obtained between the DISCERN mean values and the STS-R ($R=0.89$; $p=.01$) (Figure 4).

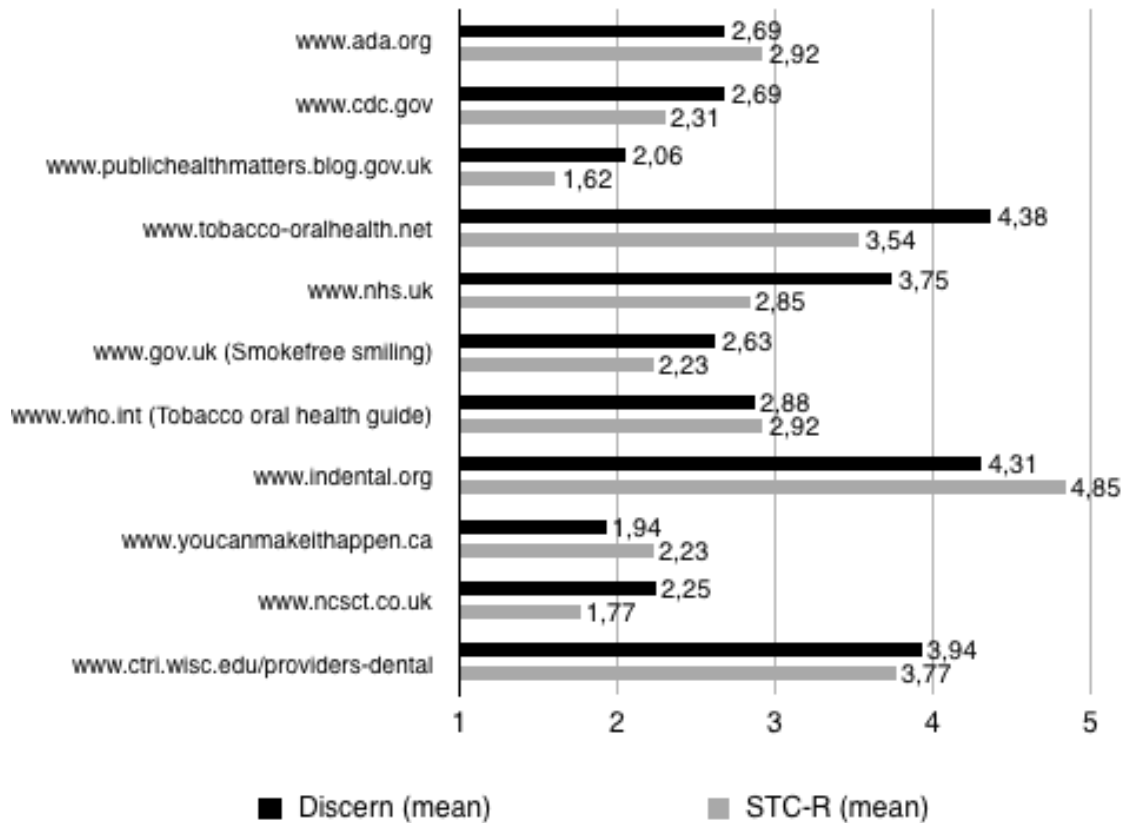


Figure 4: Correlation between DISCERN and STS-R grading scores. A significant positive correlation was obtained between the DISCERN mean values and the STS-R ($R=0.895$; $p=0.01$)

Readability assessment

Most of the assessed webpages (64%) showed a FRES of 30-49 and 9 out of 11 (82%) were scored between 0 and 49 points. 1 webpage obtained a score of 50-59 and another one, 70-79. (Figure 5). The mean FRES was 40.73 ± 15.46 and the mean FKRGL was 13.31 ± 3.34 .

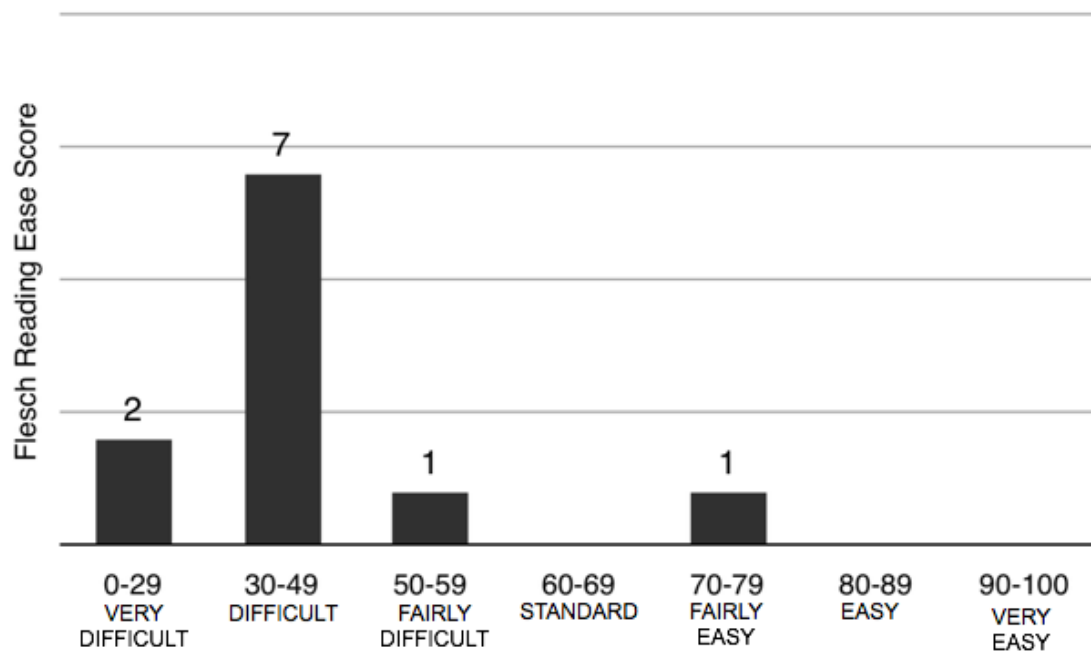


Figure 5: Frequency distribution of Flesch Reading Ease score of included websites

Moreover, 5 out of 11 (45%) webpages showed their content in a pdf file. Just one of the webpages (9%) contained multimedia files and 5 out of 11 (45%) were considered as having a friendly usability.

Features of the 11 selected websites by Content and Quality rating are show on table 3.

Website URL	Country	Affiliation	Site type	Flesch Reading	Flesch-Kincaid	JAMA Benchmark	Discern Mean treatment	rating scale
www.indental.org	USA	IDA	SD	25,6	16	3	4,31	4,85
www.adaptoregon.org	USA	PR	C	46,7	10,2	2	3,94	3,77
www.tobacco-	SWZ	OHNTPC	G	40	13	3	4,38	3,54

oralhealth.net								
www.ada.org	USA	ADA	DS	17,3	16,4	1	2,69	2,92
www.who.int Tobacco oral health guide	USA	WHO	G	32	13,9	3	2,88	2,92
www.nhs.uk	UK	NHS	G	43,7	11	3	3,75	2,85
www.cdc.gov	USA	CDC	G	75,2	7	3	2,69	2,31
www.gov.uk Smokefree smiling	UK	GOV UK	G	48,6	12,1	3	2,63	2,23
www.youcanmakeitha ppen.ca	CAN	PHU	G	35,2	17,7	0	1,94	2,23
www.ncsct.co.uk	UK	NCST	G	31,7	17,4	1	2,25	1,77
www.publichealthmatt ers.blog.gov.uk	UK	GOV UK	G	52,1	11,8	2	2,06	1,62

Country: USA, United States of America; UK, United Kingdom, SWZ, Switzerland, CND, Canada; Affiliation; IDA. Indiana Dental Association; PR: Private page; OHNTPC. The Oral Health Network on Tobacco Use Prevention and Cessation (OHNTPC) is a subsidiary of the Swiss Task Force Tobacco-Interventions in dental practices. ADA. American Dental Association; WHO. World Health Organization; NHS. National Institute for Health Research; CDC. Centers for Disease Control and Prevention; GOV UK. Government of The United Kingdom; PHU Public Health Units of Canada; NCST. The National Centre for Smoking Cessation and Training.
Site type; C: commercial; DS: Dental Society; G: Governmental

Table 3. Features of the selected websites by Content and Quality rating.

Discussion

The goal of this study was to assess and examine the content of web pages with information for oral health care professionals about smoking cessation. After applying the inclusion and exclusion criteria described, just 11 webpages with

information on smoking cessation for oral health professionals were analysed. Unfortunately, the main finding of our review was the small number of websites found in the search. In addition to the scarce number and low quality of content, the order of appearance might also affect to the effectiveness of the search. In fact, the best three websites ranked by STS-R (table 3) were found in the position 18th, 96th and 47th, respectively. The results of a study by SISTRIX GmbH reported by AOL (America OnLine) in 2006 indicated that the chance of a site being accessed by a user, if ranked as the first result on an internet search engine, was 59.6%. This reduced to 0.73% for the 10th place. The other combined 90 places (until reach the 100th position) had a chance of 0.9%. Based on this data, a routine search might not be effective due to the browser algorithm even if the website shows an adequate content.

As health professionals, - dentists, dental hygienists and dental assistants -, can play an important role in primary and secondary prevention of tobacco addiction. Brief tobacco dependence treatment provided by health care professionals, including dentists, is an effective way to prevent and reduce tobacco use [24].

Oral health professionals are in a unique position to motivate and assist their patients to quit smoking [1]. According to the latest meta-analysis performed by Carr and Ebbert in 2012, interventions for tobacco users delivered by oral health professionals can increase the odds of quitting tobacco (OR 2.38; 95% CI 1.70-3.35) [10,25]. Smoking cessation programs conducted through dental practices report cessation rates comparable to studies in other primary care settings [26], however, we did not find studies comparing interventions conducted by oral health professionals and other health professionals.

Brief advice lasting less than 3 minutes given by a health professional will help an additional 2% of smokers to successfully stop smoking. With more intensive support lasting up to 10 minutes, plus nicotine replacement therapy (NRT) an additional 6% of smokers will quit. By referring to stop smoking services this increases to 15-20% [27,28].

Studies in private practice and dental schools ascertaining the knowledge and attitudes of dental healthcare professionals and students reveal that oral health professionals are aware of their responsibility to advise their patients to quit smoking. However, they do not feel sufficiently educated to help or advise their patients in a smoking cessation attempt. Therefore, smoking patients who seek help for smoking cessation are often assisted poorly from professionals within dentistry. It could be assumed that an improvement in the education of dentists and dental hygienists regarding interventions for smoking cessation could result in an increase in self-confidence and the frequency of their provision [29].

Although theoretical education about smoking is addressed in most European dental schools, more practical training in prevention and skills of implementing smoking cessation techniques are needed [30]. A recent survey reveals that although most dental schools in the United States and Canada provide tobacco dependence education, this is not a curricular component in all United States and Canadian dental schools. The survey responses revealed that faculty members were most confident in teaching tobacco-related pathology but may lack the interest and skills needed to integrate tobacco dependence education as part of patient care [31].

These findings may partly explain the low level of adherence to tobacco use cessation guidelines among oral health professionals [32-35]. Effective tobacco cessation training should include skills and strategies that address student perceptions to foster the belief that tobacco cessation efforts are a part of quality clinical practice [36]. There is evidence that the training of health professionals in interventions for smoking cessation is associated with an increase in the smoking cessation rate [37].

Online education about the treatment of tobacco dependence could be an important way to build the understanding necessary to provide evidence-based treatment for tobacco dependence [38] and complement tobacco education received during undergraduate or postgraduate training. Houston et al., demonstrated that a training program for oral health professionals, through a website designed to promote and support tobacco control in dental practice, can be effective. The intervention provided by a structured dynamic webpage increased the rates of detection of tobacco use and cessation advice for tobacco users. This result supports the potential of the Internet for oral health professional training in tobacco use cessation [39].

However, the Internet seems to be a relevant but underused tool to seek health information by health professionals and one of the barriers described for its use by health professionals is that Web-based information is heterogeneous in quality [40].

The contents and quality of healthcare information available on internet for patients searching for smoking cessation advice [15,16,17] and e-learning training

programs about tobacco cessation for health care practitioners [38] have been reviewed in the literature. Selby et al., reviewed and evaluated e-learning training programs about tobacco cessation for health care practitioners and found an overall poor quality of online courses. Their results indicated that there is a widespread lack of well-designed online continuing education courses in tobacco dependence treatment based on an analysis of instructional design quality [38].

However, no information about the quality of available web-based smoking cessation (training/learning) for oral health professionals was reported.

The results of the present study suggest that very few websites display high standards according to the DISCERN tool. The DISCERN has been designed to help users of consumer health information judge the quality of written information about treatment choices. However, despite its potential interest, DISCERN is rarely used by patients and consumers in general [41]. Despite the lack of mainstream usage, it has been proven to be a reliable instrument when used by professionals, with good inter-examiner reliability [42]. Moreover, in this study a significant strong positive correlation was obtained between the DISCERN mean values and the STS-R.

The Jama benchmark is a condensed and relatively easy to apply tool to assess the reliability of health web pages and has been shown to correlate with high levels of accuracy [43,44].

In this study, of the websites which met inclusion criteria, none displayed the HON seal. Although the HON seal indicates reliability of a website, it does not imply that the reviewed websites lack reliability. As receipt of the HON seal must be requested, websites which do not display the HON seal may simply have not applied for, or are unaware of, the scheme. This does not mean that they do not

adhere to the criteria proposed by the HON Foundation [45,46].

When applying the FRES tool to assess the readability of the selected web pages, it was found that most (81.8%) content was classified as "difficult" or very "difficult to read". In the same way, the mean FKRGL (above 13th grade) showed that the assessed webpages were difficult to read. As the webpages were specific to dental practitioners, this is not as relevant as it would be in patient-centred websites. Regardless, clearer content should be advocated. Similarly, almost half of the websites presented their content in a pdf file, resulting in a more difficult way to access the text and read it. Just one of the sites included multimedia content with videos showing examples to the practitioners, advices and tips to better explain the patients how to quit tobacco use. Lack of multimedia content and a friendly graphic-interface might limit the use of these sites.

Regarding the presence of contents using the Smoking treatment scale (STS-C) most of the websites (90-100%) included the advice of quit tobacco, the readiness of the patient to quit and the assistance of creating a plan of quit along the time. Recommendation of supplemental pharmacotherapy was included in the 73% of the sites but just the 28% presented with information about the relevance of the social support or difficulties (roadblocks 36%) during the process. The quality of the web content was higher in the Advise, Assess and Assist phases (3.45 ± 0.82 , 3.36 ± 1.03 and 3.45 ± 1.04 , respectively). On the contrary, the websites failed in the personalization of the message (2.81 ± 1.17), highlighting to the dentist the need to understand the specific situation of each patient and modulate the message to them. As stated before, the social support was ranked inferiorly (2.27 ± 1.10) as the presence of practical counselling (2.63 ± 0.92) and the presence of rewards and roadblocks (2.18 ± 1.33). Some limitations of this study should be highlighted. The

present study cannot be considered an exhaustive analysis since only web pages written in English were revised. In addition, only web pages addressed to oral health professionals were considered. For this reason, it is possible that web pages that were not directly addressed to oral health professionals but which may contain useful information and could be equally applied in the dental setting have been excluded. Therefore, generalization of the overall context of results is limited and similar reviews should be considered on websites not written in English and addressed to other health professionals.

After assessing the quality of the content available on web pages with information for oral health care professionals about smoking cessation, shortcomings in the available educational resources were identified. Developing of e-learning materials on the topic to improve the skills, self-confidence and frequency of provision of interventions for smoking cessation in the dental setting by members of the dental team are encouraged.

There have been recommendations for the development of dental 'continuing professional development' e-learning resources. Such resources must be learner-friendly, interactive and allow the user to gain knowledge at a rate which is appropriate to the individual. There should also be flexibility, alongside the opportunity to critically analyze data either individually or as part of a team. Content should be relevant, accurate, easy to access and regularly evaluated, being updated when necessary. The visual design of the module's web page should be attractive, appropriate and uncomplicated, with content presented in a way to facilitate easy reading and guide the learner appropriately through the content. Feedback should be available for those who use the resource. Colours, graphics,

animations and different media should be used to complement or provide information in an educationally useful manner [47].

Based on an EU initiative for lifelong learning our group has been commissioned to deliver a web based learning program, designed to be used by healthcare professionals, including dentists and dental hygienists, to increase their professionals' skills in providing smoking cessation advice for tobacco users. This can be accessed via <http://smokingcessationtraining.com>.

To assess the utility of this resource, we aim to: a) Carry out an evaluation of the webpage by external experts; b) subsequently extend the evaluation to healthcare professionals, including dentists and oral hygienists from different countries, translating the text and adapting content to incorporate local policy. c) finally, investigate whether the resource has caused a change in user's routine clinical practice via feedback questionnaires.

In conclusion, the number of smoking cessation webpages for oral healthcare professionals are scarce and displayed a low quality and high heterogeneity in their content. We found it difficult to find good quality information, an absence of multimedia resources and readability levels which further limited the usefulness of most websites.

Acknowledgements: This project is co-funded by the European Union's Erasmus+ programme "Smoking Cession Advice: Healthcare Professional Training" under grant agreement N^o 2016-1-UK01-KA202-024266. "The European Commission support for the production of this publication does not constitute an

endorsement of the contents which reflects the views only of the authors, and the Commission cannot be held responsible for any use which may be made of the information contained therein.”

References

1. Gordon JS, Albert DA, Crews KM, Fried J. Tobacco education in dentistry and dental hygiene. *Drug Alcohol Rev.* 2009 Sep;28(5):517-32. [doi: 10.1111/j.1465-3362.2009.00108.x][PMID: 19737210].
2. Reichart PA. Identification of risk groups for oral precancer and cancer and preventive measures. *Clin Oral Invest.* 2001;5: 207–13. [PubMed:11800432].
3. Moreno-López LA, Esparza-Gómez GC, González-Navarro A, Cerero-Lapiedra R, González-Hernández MJ, Domínguez-Rojas V. Risk of oral cancer associated with tobacco smoking, alcohol consumption and oral hygiene: a case-control study in Madrid, Spain. *Oral Oncol.* 2000 Mar;36(2):170-4. [doi: dx.doi.org/10.1016/S1368-8375(99)00084-6] [PMID: 10745168].
4. Chaffee BW, Couch ET, Ryder MI. The tobacco-using periodontal patient: role of the dental practitioner in tobacco cessation and periodontal disease management. *Periodontol* 2000. 2016 Jun;71(1):52-64. [doi: 10.1111/prd.12120] [PMID: 27045430].
5. Halabí D, Escobar J, Muñoz C, Uribe S. Logistic regression analysis of risk factors for the development of alveolar osteitis. *J Oral Maxillofac Surg.* 2012 May;70(5):1040-4. [doi: 10.1016/j.joms.2011.11.024] [PMID: 22305872].
6. Reibel J. Tobacco and oral diseases. Update on the evidence, with recommendations. *Med Princ Pract.* 2003;12 Suppl 1:22-32. [do: 69845] [PMID: 12707498].
7. Warnakulasuriya S, Dietrich T, Bornstein MM, Casals Peidró E, Preshaw PM, Walter C, Wennström JL, Bergström J. Oral health risks of tobacco use and effects

of cessation. *Int Dent J.* 2010 Feb;60(1):7-30.

[DOI: 10.1922/IDJ_2532Warnakulasuriya24] [PMID: 20361572].

8. Ramseier CA, Warnakulasuriya S, Needleman IG, Gallagher JE, Lahtinen A, Ainamo A, Alajbeg I, Albert D, Al-Hazmi N, Antohé ME, Beck-Mannagetta J, Benzian H, Bergström J, Binnie V, Bornstein M, Büchler S, Carr A, Carrassi A, Casals Peidró E, Chapple I, Compton S, Crail J, Crews K, Davis JM, Dietrich T, Enmark B, Fine J, Gallagher J, Jenner T, Forna D, Fundak A, Gyenes M, Hovius M, Jacobs A, Kinnunen T, Knevel R, Koerber A, Labella R, Lulic M, Mattheos N, McEwen A, Ohrn K, Polychronopoulou A, Preshaw P, Radley N, Rosseel J, Schoonheim-Klein M, Suvan J, Ulbricht S, Verstappen P, Walter C, Warnakulasuriya S, Wennström J, Wickholm S, Zoitopoulos L. Consensus Report: 2nd European Workshop on Tobacco Use Prevention and Cessation for Oral Health Professionals. *Int Dent J.* 2010. Feb;60(1):3-6. [doi: 10.1922/IDJ_2531Ramseier04] [PMID: 20361571].

9. Ramseier CA, Mattheos N, Needleman I, Watt R, Wickholm S. Consensus report: First European Workshop on Tobacco Use Prevention and Cessation for Oral Health Professionals. *Oral Health Prev Dent.* 2006;4(1):7-18. [Medline: 16683394].

10. Carr AB, Ebbert J. Interventions for tobacco cessation in the dental setting. *Cochrane Database Syst Rev* 2012;6:CD005084. [doi: 10.1002/14651858.CD005084.pub3] [PMID: 22696348].

11. Chambers AK, Corbin DE. Tobacco control activities of Iowa dental hygienists. *J Community Health.* 1996 Oct;21(5):375-87. [doi: 8894963] [PMID: 8894963].

12. Stacey F, Heasman PA, Heasman L, Hepburn S, McCracken GI, Preshaw PM. Smoking cessation as a dental intervention--views of the profession. *Br Dent J* 2006; 201:113; discussion 99. [DOI: 10.1038/sj.bdj.4813847] [PMID: 1684108].
13. Rosseel JP, Jacobs JE, Plasschaert AJ, Grol RP. A review of strategies to stimulate dental professionals to integrate smoking cessation interventions into primary care. *Community Dent Health*. 2012 Jun;29(2):154-61. [doi: 10.1922/CDH_2595Rosseel08] [PMID: 22779377]
14. Carpenter KM, Carlini BH, Painter I, Mikko AT, Stoner SA. Refer2Quit: impact of Web-based skills training on tobacco interventions and quitline referrals. *J Contin Educ Health Prof*. 2012 Summer;32(3):187-95. [DOI: 10.1002/chp.21144] [PMID: 23008081].
15. Cheh JA, Ribisl KM, Wildemuth BM. An assessment of the quality and usability of smoking cessation information on the Internet. *Health Promot Pract*. 2003 Jul;4(3):278-87. [DOI: 10.1177/1524839903004003012] [PMID:1461099].
16. Etter JF. A list of the most popular smoking cessation web sites and a comparison of their quality. *Nicotine Tob Res*. 2006 Dec;8 Suppl 1: S27-34. [PMID: 17491168].
17. Bock BC, Graham AL, Whiteley JA, Stoddard JL. A review of web-assisted tobacco interventions (WATIs). *J Med Internet Res*. 2008 Nov 6;10(5):e39. [DOI:10.2196/jmir.989] [PMID: 19000979].
18. Charnock D, Shepperd S. Learning to DISCERN online: applying an appraisal tool to health websites in a workshop setting. *Health Educ Res*. 2004; 19:440-6. [DOI: 10.1093/her/cyg046] [PMID: 15155597].

19. Silberg WM, Lundberg GD, Musacchio RA. Assessing, controlling, and assuring the quality of medical information on the Internet: Caveant lector et viewor—Let the reader and viewer beware. *JAMA*. 1997 Apr 16;277(15):1244-5. [doi:10.1001/jama.1997.03540390074039] [PMID: 9103351].
20. Health on the Net Foundation. The HON Code of Conduct for medical and health Web sites (HONcode) available at <http://www.hon.ch/HONcode/Pro/intro.html> (Accessed November 2016). Archived by WebCite® at <http://www.webcitation.org/6sKJsZKbp>.
21. Varela-Centelles P, Insua A, Seoane-Romero JM, Warnakulasuriya S, Rapidis A, Diz P, Seoane J. Available web-based teaching resources for health care professionals on screening for oral cancer. *Med Oral Patol Oral Cir Bucal*. 2015; 20(2): e144-9. [doi:10.4317/medoral.20163] [PMID: 25475775].
22. Wiriyakijja P, Fedele S, Porter S, Ni Riordain R. Web-based information on the treatment of oral leukoplakia - quality and readability. *J Oral Pathol Med*. 2016 Sep;45(8):617-20. [DOI: 10.1111/jop.12459] [PMID: 27233229].
23. Leira-Feijoo Y, Ledesma-Ludi Y, Seoane-Romero JM, Blanco-Carrión J, Seoane J, Varela-Centelles P. Available web-based dental implants information for patients. How good is it? *Clin Oral Implants Res*. 2015 Nov;26(11):1276-80. [doi: 10.1111/clr.12451] [PMID: 25041413].
24. US Public Health Service, authors. A clinical practice guideline for treating tobacco use and dependence: A US Public Health Service report. The Tobacco Use and Dependence Clinical Practice Guideline Panel, Staff, and Consortium Representatives. *JAMA*. 2000 Jun 28;283(24):3244-54. [doi: 10.1001/jama.283.24.3244] [PMID: 10866874].

25. Ramseier CA, Suvan JE. Behaviour change counselling for tobacco use cessation and promotion of healthy lifestyles: a systematic review. *J Clin Periodontol*. 2015 Apr;42 Suppl 16:S47-58. [doi: 10.1111/jcpe.12351] [PMID: 25496370].
26. Watt RG, Johnson NW, Warnakulasuriya KA. Action on smoking--opportunities for the dental team. *Br Dent J*. 2000 Oct 14;189(7):357-60. [doi: 10.1038/sj.bdj.4800768a] [PMID: 11081945].
27. West R, McNeill A, Raw M. Smoking cessation guidelines for health professionals: an update. *Thorax*. 2000 Dec 1;55(12):987-99. [doi: dx.doi.org/10.1136/thorax.55.12.987] [PMID: 11083883]
28. Ferguson J, Bauld L, Chesterman J, Judge K. The English smoking treatment services: one-year outcomes. *Addiction*. 2005 Apr;100 Suppl 2:59-69. [doi: 10.1111/j.1360-0443.2005.01028.x] [PMID: 15755262].
29. Ramseier CA, Christen A, McGowan J, McCartan B, Minenna L, Ohrn K, Walter C. Tobacco use prevention and cessation in dental and dental hygiene undergraduate education. *Oral Health Prev Dent*. 2006;4(1):49-60. [16683397].
30. Ramseier CA, Aurich P, Bottini C, Warnakulasuriya S, Davis JM. Curriculum survey on tobacco education in European dental schools. *Br Dent J*. 2012; 213(7):E12. [doi: 10.1038/sj.bdj.2012.892][PMID: 23059694].
31. Davis JM, Arnett MR, Loewen J, Romito L, Gordon SC. Tobacco dependence education: A survey of US and Canadian dental schools. *J Am Dent Assoc*. 2016 Jun;147(6):405-12. [doi: 10.1016/j.adaj.2015.12.012] [PMID:26857040].

32. Needleman I, Warnakulasuriya S, Sutherland G, Bornstein MM, Casals E, Dietrich T, Suvan J. Evaluation of tobacco use cessation (TUC) counselling in the dental office. *Oral Health Prev Dent*. 2006;4(1):27-47. [PMID: 16683396].
33. Applegate BW, Sheffer CE, Crews KM, Payne TJ, Smith PO. A survey of tobacco-related knowledge, attitudes and behaviours of primary care providers in Mississippi. *J Eval Clin Pract*. 2008 Aug;14(4):537-44. [doi: 10.1111/j.1365-2753.2007.00910.x][PMID: 18462288].
34. Tong EK, Strouse R, Hall J, Kovac M, Schroeder SA. National survey of U.S. health professionals' smoking prevalence, cessation practices, and beliefs. *Nicotine Tob Res*. 2010 Jul;12(7):724-33. [doi: 10.1093/ntr/ntq071] [PMID: 20507899].
35. Amemori M, Korhonen T, Michie S, Murtomaa H, Kinnunen TH. Implementation of tobacco use cessation counseling among oral health professionals in Finland. *J Public Health Dent*. 2013 Summer;73(3):230-6. [doi: 10.1111/jphd.12019] [PMID: 23594270].
36. Virtue SM, Waldron EM, Darabos K, DeAngelis C, Moore DA, Fornatora M, Tellez M. Dental Students' Attitudes Toward Tobacco Cessation in the Dental Setting: A Systematic Review. *J Dent Educ*. 2017 May;81(5):500-516. [doi: 10.21815/JDE.016.016] [PMID: 28461627].
37. Carson KV, Verbiest MEA, Crone MR, Brinn MP, Esterman AJ, Assendelft WJJ, et al. Training health professionals in smoking cessation. *Cochrane Database Syst Rev* 2012;5:CD000214. [doi: 10.1002/14651858.CD000214.pub2] [PMID: 22592671].

38. Selby P, Goncharenko K, Barker M, Fahim M, Timothy V, Dragonetti R, Kemper K, Herie M, Hays JT. Review and evaluation of online tobacco dependence treatment training programs for health care practitioners. *J Med Internet Res.* 2015 Apr 17;17(4): e97. [doi: 10.2196/jmir.3284] [PMID: 25887187].
39. Houston TK, Richman JS, Ray MN, Allison JJ, Gilbert GH, Shewchuk RM, Kohler CL, Kiefe CI; DPBRN Collaborative Group. Internet delivered support for tobacco control in dental practice: randomized controlled trial. *J Med Internet Res.* 2008 Nov 4;10(5):e38. [doi: 10.2196/jmir.1095] [PubMed PMID: 18984559]
40. Westberg EE, Miller RA. The basis for using the Internet to support the information needs of primary care. *J Am Med Inform Assoc.* 1999 Jan-Feb;6(1):6-25. [PMID: 9925225].
41. Khazaal Y, Chatton A, Cochand S, Coquard O, Fernandez S, Khan R, Billieux J, Zullino D. Brief DISCERN, six questions for the evaluation of evidence-based content of health-related websites. *Patient Educ Couns.* 2009 Oct;77(1):33-7. [doi: 10.1016/j.pec.2009.02.016] [PMID: 19372023].
42. Ademiluyi G, Rees CE, Sheard CE. Evaluating the reliability and validity of three tools to assess the quality of health information on the Internet. *Patient Educ Couns.* 2003 Jun;50(2):151-5. [doi.org/10.1016/S0738-3991(02)00124-6] [PMID: 12781930].
43. Lopez-Jornet P, Camacho-Alonso F. The quality of Internet sites providing information relating to oral cancer. *Oral Oncol.* 2009;45(9): e95-e98. [doi: 10.1016/j.oraloncology.2009.03.017] [PMID: 19457707].

44. Ni Riordain R, McCreary C. Head and neck cancer information on the Internet: type, accuracy and content. *Oral Oncol.* 2009;45(8):675-677. [doi: 10.1016/j.oraloncology.2008.10.006] [PMID: 19095486].
45. Meric F, Bernstam EV, Mirza NQ, et al. Breast cancer on the World Wide Web: cross sectional survey of quality of information and popularity of websites. *BMJ.* 2002;324(7337):577-581. [doi.org/10.1136/bmj.324.7337.577] [PMID: 11884322].
46. Chumber S, Huber J, Ghezzi P. A methodology to analyze the quality of health information on the internet: the example of diabetic neuropathy. *Diabetes Educ.* 2015 Feb;41(1):95-105. [doi: 10.1177/0145721714560772] [PMID: 25480397].
47. Kavadella A, Kossioni AE, Tsiklakis K, Cowpe J, Bullock A, Barnes E, Bailey S, Thomas H, Thomas R, Karaharju-Suvanto T, Suomalainen K, Kersten H, Povel E, Giles M, Walmsley D, Soboleva U, Liepa A, Akota I. Recommendations for the development of e-modules for the continuing professional development of European dentists. *Eur J Dent Educ.* 2013 May;17 Suppl 1:45-54. [doi: 10.1111/eje.12039] [Medline: 23581739].