

A study of the reactions of trifluoromethyl sulphur pentafluoride SFCF with several positive ions of atmospheric interest

Atterbury, Clair; Kennedy, Richard; Mayhew, Christopher; Tuckett, Richard

DOI:

[10.1039/b102504j](https://doi.org/10.1039/b102504j)

License:

None: All rights reserved

Document Version

Peer reviewed version

Citation for published version (Harvard):

Atterbury, C, Kennedy, R, Mayhew, C & Tuckett, R 2001, 'A study of the reactions of trifluoromethyl sulphur pentafluoride SFCF with several positive ions of atmospheric interest', *Physical Chemistry Chemical Physics*, vol. 3, no. 11, pp. 1949-1953. <https://doi.org/10.1039/b102504j>

[Link to publication on Research at Birmingham portal](#)

Publisher Rights Statement:

The authors, Royal Society of Chemistry

General rights

Unless a licence is specified above, all rights (including copyright and moral rights) in this document are retained by the authors and/or the copyright holders. The express permission of the copyright holder must be obtained for any use of this material other than for purposes permitted by law.

- Users may freely distribute the URL that is used to identify this publication.
- Users may download and/or print one copy of the publication from the University of Birmingham research portal for the purpose of private study or non-commercial research.
- User may use extracts from the document in line with the concept of 'fair dealing' under the Copyright, Designs and Patents Act 1988 (?)
- Users may not further distribute the material nor use it for the purposes of commercial gain.

Where a licence is displayed above, please note the terms and conditions of the licence govern your use of this document.

When citing, please reference the published version.

Take down policy

While the University of Birmingham exercises care and attention in making items available there are rare occasions when an item has been uploaded in error or has been deemed to be commercially or otherwise sensitive.

If you believe that this is the case for this document, please contact UBIRA@lists.bham.ac.uk providing details and we will remove access to the work immediately and investigate.

PAPER 10

A study of the reactions of trifluoromethyl sulphur pentafluoride, SF₅CF₃, with several positive ions of atmospheric interest

C. Atterbury, R.A. Kennedy, C.A. Mayhew and R.P. Tuckett

Phys. Chem. Chem. Phys., (2001) **3**, 1949-1953.

DOI: 10.1039/b102504j

This is the author's version of a work that was accepted for publication in *Phys. Chem. Chem. Phys.* Changes resulting from the publishing process, such as editing, corrections, structural formatting, and other quality control mechanisms may not be reflected in this document. A definitive version was subsequently published in the reference given above. The DOI number of the final paper is also given above.

Professor Richard Tuckett (University of Birmingham) / July 2011

A study of the reactions of trifluoromethyl sulphur pentafluoride, SF₅CF₃, with several positive ions of atmospheric interest

Clair Atterbury,^a Richard A. Kennedy,^a Chris A. Mayhew^{b*} and Richard P. Tuckett^a

^aSchool of Chemistry, ^bSchool of Physics and Astronomy, University of Birmingham, Edgbaston, Birmingham, UK B15 2TT.

* C.Mayhew@bham.ac.uk

Abstract

An investigation of the bimolecular reactions of several positive ions of atmospheric interest, H₃O⁺, NO⁺, NO₂⁺, O₂⁺, H₂O⁺, N₂O⁺, O⁺, CO₂⁺, CO⁺, N⁺, and N₂⁺, with the greenhouse gas SF₅CF₃ is reported. The thermal rate coefficients and ion product distributions have been determined at 300 K using a selected ion flow tube. H₃O⁺, NO₂⁺, and NO⁺ are found to be unreactive. The reaction with O₂⁺ proceeds with a rate coefficient significantly less than the capture value via chemical routes, in which bonds are broken and formed. The other reagent ions, H₂O⁺, N₂O⁺, O⁺, CO₂⁺, CO⁺, N⁺, and N₂⁺ react with SF₅CF₃ with reaction rate coefficients close to or at the capture values. With the exception of the reaction with H₂O⁺, all these efficient reactions occur by dissociative charge transfer, with CF₃⁺ and SF₃⁺ being the dominant product ions. CF₃⁺ forms by direct cleavage of the S-C bond in SF₅CF₃⁺, and SF₃⁺ probably from dissociation of (SF₄⁺)^{*} following intramolecular rearrangement within the lifetime of (SF₅CF₃⁺)^{*}. For H₂O⁺, the observed ion branching ratios suggest that the reaction proceeds via a chemical pathway. The reactions of SF₅CF₃ with cations will destroy this molecule in the upper atmosphere.

1. Introduction

The recent detection of a new atmospheric trace gas in the stratosphere with a very high global warming potential, trifluoromethyl sulphur pentafluoride (SF_5CF_3),¹ has resulted in a number of studies investigating its photoionisation² and electron attachment properties.³ From the results of the photoionisation study, it has been deduced that the $\text{SF}_5\text{-CF}_3$ bond dissociation energy is 4.1 ± 0.5 eV. On the basis of this value, it has been asserted that SF_5CF_3 will not be broken down by UV photodissociation in the stratosphere.² This conclusion is supported by the height profile of SF_5CF_3 through the stratosphere.¹ This leads to the question as to whether there are any reaction processes in the stratosphere or the ionosphere which could provide an atmospheric loss mechanism for SF_5CF_3 . The electron attachment study shows that the molecule will be destroyed in the regions of the ionosphere where free electrons exist, providing an upper limit to the atmospheric lifetime of SF_5CF_3 of *ca.* 1000 years.³ Other competitive routes in the ionosphere leading to the possible destruction of SF_5CF_3 are reactions with ions. Here we report the first gas-phase study of the reactions of SF_5CF_3 with several positive ions found in the ionosphere, specifically (in order of increasing recombination energy) H_3O^+ , NO^+ , NO_2^+ , O_2^+ , H_2O^+ , N_2O^+ , O^+ , CO_2^+ , CO^+ , N^+ , and N_2^+ . This information provides details on the atmospheric fate of SF_5CF_3 .

Whilst the major stimulus for this study comes from its application to the atmospheric ion chemistry of SF_5CF_3 , the ion chemistry of a derivative of SF_6 is also of interest. SF_6 is used in reactive plasmas.⁴ The rates and products of reactions in plasmas containing SF_6 are either not known or are poorly understood. Studies of the reactions of ions with SF_6 and its derivatives can contribute towards a better understanding of the complex chemistry occurring in plasmas used for industrial purposes.

2. Experimental

A selected ion flow tube (SIFT) was used to measure rate coefficients and product ion branching ratios of the reactions. The SIFT apparatus and its mode of operation have been described in detail previously.^{5,6} In brief, the reagent ions were generated in an electron impact high-pressure ion source containing an appropriate gas (N_2 for N_2^+ and N^+ , CO for CO^+ , CO_2 for CO_2^+ , N_2O for N_2O^+ , NO^+ and O^+ , H_2O for H_2O^+ and H_3O^+ , O_2 for O_2^+ , and NO_2 for NO_2^+). The reagent ions were mass selected using a quadrupole mass filter, injected into a 300 K helium carrier gas at a pressure of *ca.* 0.5 Torr, transported along the flow tube and detected by a downstream quadrupole mass spectrometer detection system. SF_5CF_3 was added in controlled amounts to the ion swarm/carrier gas. The loss of the reagent ions and the appearance of product ions were monitored by the detection system. Relaxed resolution on the quadrupole mass spectrometer was used to determine the branching ratios in order to minimize mass discrimination effects. The reaction rate coefficients and ion product distributions were then determined in the usual way,⁵⁻⁷ and are considered to be accurate to $\pm 20\%$.

The high pressure of the gases used in the ionisation source, *ca.* several Torr, should help to quench electronically and/or vibrationally excited states of molecular ions prior to their injection into the flow tube. However, quenching of vibrational states is difficult, as confirmed by studies on the O_2^+ reagent ion. Whilst the majority of these ions were found to be in the $\nu = 0$ level, approximately 30% were found to be in the $\nu = 1$ and 2 vibrational levels. Similarly, for the N_2^+ reagent ions $\sim 40\%$ were found to be in the $\nu = 1$ vibrational level. It is possible that other reagent molecular ions may have internal energies above thermal. However, no curvature was observed in any of the pseudo-first-order kinetic plots, indicating that rate coefficients are the same for reactions involving the ground and any

vibrationally excited states. For the two atomic ions used in this investigation, N^+ and O^+ , electronically excited states have previously been shown not to be present.⁸

Water contamination in the flow tube and He buffer gas flow resulted in electron transfer from H_2O to those injected ions whose recombination energies are greater than the ionisation potential of H_2O , 12.61 eV. This resulted in an H_2O^+ signal, which was usually less than 10% of the parent ion signal. Product ion branching ratios have been corrected for the contribution to the signals resulting from the reaction of SF_5CF_3 with H_2O^+ . Some of the H_2O^+ was converted to H_3O^+ in the flow tube ($H_2O^+ + H_2O \rightarrow H_3O^+ + OH$). This caused no problem in the determination of the product ion branching ratios, because H_3O^+ is unreactive with SF_5CF_3 . A separate problem encountered during experiments with H_2O^+ as the reagent ion was that OH^+ and H_3O^+ were being injected into the flow tube together with H_2O^+ . Again, because the H_3O^+ ions are unreactive with SF_5CF_3 , their presence in the flow tube could be ignored. However, OH^+ was found to react efficiently with SF_5CF_3 .

Reduction of the injection ion energy, which insured that the OH^+ was not produced by collision-induced dissociation, did not remove the problem. Attempts to eliminate the OH^+ signal by increasing the resolution of the injection mass spectrometer drastically reduced the H_2O^+ signal. The best compromise between OH^+ rejection and H_2O^+ signal gave a reactant ion flux comprising 95% H_2O^+ and 5% OH^+ . No allowances have been made for the (small) contributions due to the OH^+ reaction to the branching ratios for the reaction of H_2O^+ with SF_5CF_3 .

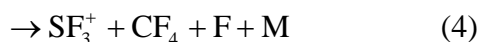
The sample of SF_5CF_3 was commercially purchased (Apollo Scientific Limited) with a stated purity of 99%, and was used without further purification.

3. Results and Discussion

The experimental reaction rate coefficients, k_{exp} , the product ions, and their branching ratios are given in Table 1. NO_2^+ , NO^+ and H_3O^+ , whose recombination energies are 9.75 eV, 9.26 eV and 6.37 eV, respectively, do not react with SF_5CF_3 , and hence are not included in Table 1. In order to assess the efficiency of the reactions, the experimental rate coefficients are compared with the predictions of capture theory. Essential information for capture theory are the polarisability and the dipole moment of SF_5CF_3 . Neither of these quantities are available in the literature. The polarisability is estimated to be $8.4 \times 10^{-30} \text{ m}^3$ using the empirical approach of Miller and Savchik.⁹ Assuming that the dipole moment is zero, the capture rate coefficient can be calculated using the Langevin equation.¹⁰ The results of these calculations are the values for k_L presented in Table 1. The presence of a dipole moment will increase the capture rate coefficient. The effect can be estimated by using the results of parameterized fits to trajectory calculations.¹¹ For example, for the reaction of N^+ with SF_5CF_3 , a value for the dipole moment of 1 Debye would increase the capture rate coefficient from $1.9 \times 10^{-9} \text{ cm}^3 \text{ s}^{-1}$ to $2.1 \times 10^{-9} \text{ cm}^3 \text{ s}^{-1}$. A comparison of the experimental rate coefficients with the Langevin values will nevertheless provide a good indication of whether a reaction is efficient, with most captures leading to reaction, or inefficient.

The determination of reaction pathways requires knowledge of the ion and neutral products. In our experiments, only the masses and relative intensities of the ion products are determined, so the neutral product(s) can only be inferred from mass balance and thermochemical arguments. The thermochemical analysis is restricted to considerations of enthalpy, and we have ignored any entropic effects. As discussed below, the majority of the reactions are presumed to proceed through dissociative charge transfer, and Table 1 contains the 0 K enthalpies for this reaction channel for all the product ions. The 0 K

enthalpies of the dissociative charge transfer routes have been calculated using the dissociative ionization energy (DIE) for $\text{SF}_5\text{CF}_3 \rightarrow \text{CF}_3^+ + \text{SF}_5 + \text{e}^-$ of 12.9 ± 0.4 eV determined from the TPEPICO study,² the adiabatic ionization potentials (IP) for SF_5 and CF_3 , and the bond dissociation energies (BDE) for $(\text{SF}_4^+ - \text{F})$, $(\text{SF}_3^+ - \text{F})$ and $(\text{CF}_3 - \text{F})$. Thus, if $\text{RE}(\text{M}^+)$ represents the recombination energy of the reagent ion M^+ , the enthalpies of reaction for the various dissociative charge transfer channels are determined as follows:



The enthalpies of these reactions are, respectively, given by

$$\Delta_r H^\circ_0(1) = \text{DIE} - \text{RE}(\text{M}^+)$$

$$\Delta_r H^\circ_0(2) = \Delta_r H^\circ_0(1) + \text{IP}(\text{SF}_5) - \text{IP}(\text{CF}_3),$$

$$\Delta_r H^\circ_0(3) = \Delta_r H^\circ_0(2) + \text{BDE}(\text{SF}_4^+ - \text{F}) - \text{BDE}(\text{CF}_3 - \text{F})$$

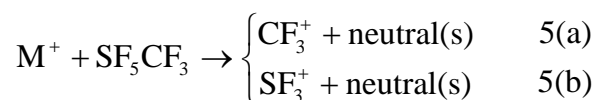
$$\Delta_r H^\circ_0(4) = \Delta_r H^\circ_0(3) + \text{BDE}(\text{SF}_3^+ - \text{F})$$

There has been some controversy in the literature with regard to the values of $\text{IP}(\text{SF}_5)$ and $\text{IP}(\text{CF}_3)$. The value we have adopted for $\text{IP}(\text{CF}_3)$, 8.84 ± 0.20 eV, comes from the recent TPEPICO study.² For $\text{IP}(\text{SF}_5)$, $\text{BDE}(\text{SF}_4^+ - \text{F})$ and $\text{BDE}(\text{SF}_3^+ - \text{F})$, two sets of values have been used. One set is from the experimental guided ion beam study of Fisher *et al.* who report $\text{IP}(\text{SF}_5) = 9.60 \pm 0.05$ eV, $\text{BDE}(\text{SF}_4^+ - \text{F}) = 444 \pm 10$ kJ mol⁻¹ and $\text{BDE}(\text{SF}_3^+ - \text{F}) = 35 \pm 5$ kJ mol⁻¹.¹² The other set is from the theoretical study reported by Irikura, with values of $\text{IP}(\text{SF}_5) = 9.71 \pm 0.16$ eV, $\text{BDE}(\text{SF}_4^+ - \text{F}) = 371 \pm 6$ kJ mol⁻¹ and $\text{BDE}(\text{SF}_3^+ - \text{F}) = 56 \pm 6$ kJ mol⁻¹.¹³ The bond dissociation energy of $\text{CF}_3 - \text{F}$ is taken to be 541 ± 4 kJ mol⁻¹.¹⁴

We note that the error in the values of $\Delta_f H^0$ for the four product channels (1) – (4) is dominated by the uncertainty in the value of the DIE of SF_5CF_3 to $\text{CF}_3^+ + \text{SF}_5 + \text{e}^-$, namely 0.4 eV or 39 kJ mol⁻¹.

Dissociative charge transfer is endothermic for a number of reaction channels presented in Table 1. When this is the case, alternative chemical routes, in which bonds are broken and formed, are suggested and discussed below. For these chemical routes, enthalpies of formation at 0 K ($\Delta_f H^0$) for the neutral fragments are generally well-established.¹⁵ In the few cases where values were not available from the JANAF tables, we have made use of the enthalpies of formation at 298 K from the compilation by Lias *et al.*,¹⁶ supplemented by thermochemical information from various other sources, as noted below.

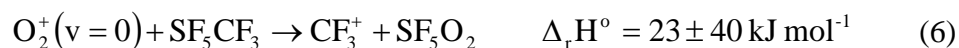
As mentioned above, of the reagent ions used in this study, H_3O^+ , NO^+ , and NO_2^+ are found to be unreactive with SF_5CF_3 . The reactions of the other ions with SF_5CF_3 are similar; namely, the reactions are efficient ($k_{\text{exp}} \approx k_L$) and CF_3^+ and SF_3^+ are the dominant product ions:



With the exception of H_2O^+ , SF_4^+ and SF_5^+ product ions are also observed for all the reactions. No SF_2^+ , whose mass is only 1 u greater than that of CF_3^+ , and which energetically is an allowed product ion for a number of reagent ions, was observed.

Dissociative charge transfer is an exothermic mechanism for reactions 5(a), for $\text{M} = \text{O}$, CO_2 , CO , N , or N_2 (see table 1). For reactions with $\text{M} = \text{H}_2\text{O}$ and N_2O , the errors on the enthalpies of the reactions are sufficiently large that dissociative charge transfer leading to CF_3^+ could be either endothermic or exothermic. Chemical pathways leading to the

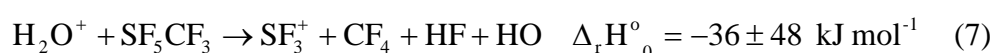
observed CF_3^+ product ion cannot be ruled out for these two reactions. However, as discussed below, the CF_3^+ and SF_3^+ branching ratios associated with the N_2O^+ reaction, 75% and 19% respectively, imply that long-range dissociative charge transfer has taken place. CF_3^+ is also an observed product for the reaction with O_2^+ , with a high branching ratio (63%). This indicates that CF_3^+ can be produced from a reaction of SF_5CF_3 with O_2^+ in any of its vibrational states ($\nu = 0, 1$ or 2). In agreement with this, the pseudo-first-order plots of $\ln[\text{O}_2^+ \text{ counts}]$ versus SF_5CF_3 concentration show no curvature. For the reaction with O_2^+ , the reaction enthalpies for the dissociative charge transfer channel leading to CF_3^+ (+ $\text{SF}_5 + \text{O}_2$) are $\Delta_r H^0 = 80, 62,$ and 43 kJ mol^{-1} , for $\text{O}_2^+ \nu = 0, 1,$ and $2,$ respectively, with an associated error of $\pm 39 \text{ kJ mol}^{-1}$ in each value. Thus dissociative charge transfer is endothermic for this reaction. We conclude that the CF_3^+ channel is the result of a chemical interaction in which bonds are broken and formed. The only possible route is one in which SF_5 binds with O_2 :



The enthalpy of this reaction was determined using a value for the 295 K BDE($\text{SF}_5\text{-O}_2$) of $57 \pm 8 \text{ kJ mol}^{-1}$.¹⁷

Dissociative charge transfer is exothermic for the reactions 5(b), providing the neutral products are M, CF_4 and F for $M = \text{H}_2\text{O}, \text{N}_2\text{O}, \text{O}, \text{CO}_2, \text{CO}, \text{N},$ or $\text{N}_2,$ respectively. There are other possible exothermic pathways leading to the formation of the ion products in reactions 5(a) and 5(b) which require the breaking and formation of bonds, many of which are more exothermic than those for dissociative charge transfer. For the reactant ions whose recombination energies are greater than 12.8 eV, the branching ratios are in excellent

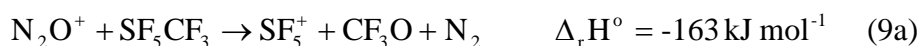
agreement with those obtained in the recent TPEPICO experiment.² This suggests that long-range dissociative charge transfer is the dominant mechanism for these reactions.^{18, 19} For H_2O^+ , dissociative charge transfer leading to SF_3^+ cannot be ruled out on energetic grounds, because of the substantial uncertainty in the dissociative ionization energy of SF_5CF_3 ($\rightarrow \text{SF}_5 + \text{CF}_3^+ + e^-$). There is a dramatic change in the pattern of the product ion branching ratios for N_2O^+ (RE = 12.89 eV) compared to H_2O^+ (RE = 12.61 eV). For N_2O^+ the major product ion is CF_3^+ (75%), while the reaction with H_2O^+ mainly generates SF_3^+ (92%). This change in the reaction pathway correlates well with the observed (weak) onset of photoionisation of SF_5CF_3 at 12.9 eV.² Reagent ions with recombination energies close to or greater than 12.9 eV are probably reacting efficiently by a (long-range) dissociative charge transfer mechanism. Ions whose recombination energies are less than 12.9 eV can only react with SF_5CF_3 through a short-range mechanism, either by charge transfer (if energetically allowed) or by chemical reaction channels in which bonds are broken and formed. In particular, H_2O^+ reacts with SF_5CF_3 *via* a close-range interaction in which a chemical pathway is likely to dominate. The only possibility is:



For O_2^+ ($v = 0$) the production of SF_3^+ by dissociative charge transfer is endothermic. The high branching ratio associated with SF_3^+ (31 %) indicates that all O_2^+ ions ($v = 0, 1$ and 2) can proceed down the pathway leading to this product ion. Hence we propose that an inefficient chemical pathway produces SF_3^+ , with CF_4 and FO_2 as the neutral products:



The SF_4^+ ion observed as a minor product for the reactions with H_2O^+ , N_2O^+ , O^+ , CO_2^+ , CO^+ , N^+ , and N_2^+ probably results from dissociative charge transfer (see below). SF_4^+ is also observed in the reaction with O_2^+ . This appears not to be consistent with the experimental thermochemical data set of Fisher *et al.*¹² (unless SF_4^+ is formed from vibrationally excited O_2^+) and suggests that the theoretical data set of Irikura¹³ may be the better set. However, SF_4^+ is a minor product, so the observation of this ion does not provide a strong comparison of the two data sets. Chemical pathways are the only exothermic routes leading to SF_5^+ for the reactions with N_2O^+ and O_2^+ :



To determine the $\Delta_r H^\circ_{298}$ for reaction 9(a) we have used a value of $\Delta_f H^\circ_{298}(\text{CF}_3\text{O}) = -672 \text{ kJ mol}^{-1}$, obtained from a G3 calculation by Haworth *et al.*²⁰ The enthalpy for reaction (10) has been determined using Fisher *et al.*'s value¹² for $\text{IP}(\text{SF}_5)$ and a $\text{BDE}(\text{CF}_3\text{-O}_2)$ of $150 \pm 15 \text{ kJ mol}^{-1}$ presented in the study by Danis *et al.*²¹ from a reinterpretation of the results of Antonik.²² If Irikura's value¹³ for $\text{IP}(\text{SF}_5)$ is used, a value of $\Delta_r H^\circ_0 = 14 \pm 48 \text{ kJ mol}^{-1}$ for reaction (10) is obtained. For the other reagent ions (O^+ , CO_2^+ , CO^+ , N^+ , and N_2^+) with higher recombination energies, dissociative charge transfer leading to SF_5^+ is exothermic.

Only the reaction with N_2^+ , the ion with highest recombination energy in this study, resulted in a product ion not observed in any other reaction. This product ion has a mass of 177 u, and could either be SF_4CF_3^+ or SF_5CF_2^+ (or both). However, the S-F bond strength

in SF₆ is less than that of C-F in CF₄, and hence we propose that SF₄CF₃⁺ is the product ion. The enthalpy of formation of SF₄CF₃⁺ is not available in the literature, but its observation from the reaction:



can be combined with $\Delta_f H^0(\text{SF}_5\text{CF}_3) = -1770 \text{ kJ mol}^{-1}$ from the TPEPICO study,² to provide an upper limit; $\Delta_f H^0(\text{SF}_4\text{CF}_3^+) < -318 \text{ kJ mol}^{-1}$.

The formation of CF₃⁺ results from the cleavage of the S-C bond following charge transfer to SF₅CF₃. The minor product SF₅⁺ can also be formed by cleavage of the S-C bond. The energy difference between the lowest energy states of these two channels is equal to the difference in the ionization potentials of SF₅ and CF₃, $\text{IP}(\text{SF}_5) - \text{IP}(\text{CF}_3) = 0.76 \text{ eV}$, Fisher *et al.*,¹² or 0.87 eV, Irikura.¹³ The relative ion product branching ratios for CF₃⁺ and SF₅⁺ are then seen to reflect the relative energies of the two channels. Nevertheless, the small branching ratio associated with the SF₅⁺ ion for reactions of SF₅CF₃ with the higher recombination energy ions (e.g. N₂⁺, and N⁺), is surprising and cannot readily be explained.

The route to SF₃⁺ is uncertain. Intramolecular rearrangement may occur within the lifetime of (SF₅CF₃⁺)^{*}, involving F⁻ migration from SF₅ to CF₃⁺ to form SF₄⁺ in an excited state and neutral CF₄. The decay of the excited SF₄⁺ is the suggested channel for the formation of SF₃⁺:



4. Conclusions

This communication presents the first gas-phase study describing the reactions of small cations with SF₅CF₃. For reagent cations (M⁺) whose recombination energies are greater than or equal to 12.9 eV, the major ion product, CF₃⁺, is a result of dissociative charge transfer leading to the cleavage of the S-C bond. The neutral products are inferred to be SF₅ + M. We propose that the other major ion product, SF₃⁺, results from an intramolecular transfer, with F⁻ migrating to CF₃⁺ within the lifetime of the ion-molecule complex, forming SF₄⁺ in an excited state which has a high probability of decaying to SF₃⁺ and F. The neutral products of the reactions are then CF₄ + F + M. H₂O⁺ and O₂⁺ have recombination energies below 12.9 eV. Their reactions with SF₅CF₃, as revealed by the ion product branching ratios and thermochemical analysis, are different, and have been shown to involve chemical pathways.

The results presented demonstrate that ionospheric cations will react with and destroy SF₅CF₃. Therefore, such reactions will have to be taken into account in any modelling used to determine the atmospheric lifetime of SF₅CF₃. A more detailed study of the reactions of a large number of other cations of importance to industrial plasmas (e.g. Ar⁺, F⁺, CF⁺, CF₃⁺, SF₃⁺, and SF₅⁺) with SF₅CF₃ and another derivative of SF₆, SF₅Cl, will be reported soon.²³ We are also studying the reactions of small anions with both SF₅CF₃ and SF₅Cl in the SIFT apparatus.

Acknowledgements

We are grateful to TPI, EPSRC, (grant reference: GR/L82083) for the financial support of this study. Miss C. Atterbury thanks the School of Chemistry, University of Birmingham, for partial funding of a research studentship.

References

1. W. T. Sturges, T. J. Wallington, M. D. Hurley, K. P. Shine, K. Sihra, A. Engel, D. E. Oram, S. A. Penkett, R. Mulvaney and C. A. M. Brenninkmeijer, *Science*, 2000, **289**, 611.
2. R. Y. L. Chim, R. A. Kennedy, R. P. Tuckett, W. Zhou, G. K. Jarvis, D. J. Collins, and P. A. Hatherly, *J. Phys. Chem. A*. (submitted)
3. R. A. Kennedy and C. A. Mayhew, *Int. J. Mass Spectrom.*, 2001, **206**, vii-x.
4. T. L. Williams, L. M. Babcock, N. G. Adams, *Int. J. Mass Spectrom.*, 1999, **185-188**, 759.
5. N. G. Adams and D. Smith, in “*Techniques for the Study of Ion-Molecule Reactions*”, Farrar, J. M.; Saunders W. H. (Eds.), Wiley, New York, 1988, p. 165.
6. D. Smith and N. G. Adams, *Adv. At. Mol. Phys.* 1988, **24**, 1.
7. D. Smith and N. G. Adams, *Int. J. Mass Spectrom. Ion. Phys.* 1976, **21**, 349.
8. G. K. Jarvis, C. A. Mayhew, and R. P. Tuckett, *J. Phys. Chem.* 1996, **100**, 17166.
9. K. J. Miller and J. A. Savchik, *J. Am. Chem. Soc.* 1979, **101**, 7206.
10. G. Gioumousis and D. P. Stevenson, *J. Chem. Phys.* 1958, **29**, 294.
11. T. Su and W. J. Chesnavich, *J. Chem. Phys.* 1982, **76**, 5183.
12. E. R. Fisher, B. L. Kickel and P. B. Armentrout, *J. Chem. Phys.*, 1992, **97**, 4859.
13. K. K. Irikura, *J. Chem. Phys.* 1995, **102**, 5357.
14. R. L. Asher and B. Ruscic, *J. Chem. Phys.* 1997, **106**, 201.
15. M. W. Chase, Jr, NIST-JANAF Thermochemical Tables, 4th Edition, *J. Phys. Chem. Ref. Data, Monograph* 2000, **9**.
16. S. J. Lias, J. E. Bartmess, J. F. Liebman, J. L. Holmes, R. D. Levin, and W. G. Mallard, *J. Phys. Chem. Ref. Data, Suppl.* 1988, **1**, 17.

17. J. Sehested, T. Ellerman, O. J. Nielsen, and T. J. Wallington, *Int. J. of Chemical Kinetics*, 1994, **26**, 615.
18. G. K. Jarvis, R. A. Kennedy, C. A. Mayhew, and R. P. Tuckett, *Int. J. Mass Spectrom. Ion Processes*, 2000, **202**, 323.
19. G. K. Jarvis, R. A. Kennedy, C. A. Mayhew, and R. P. Tuckett, *J. Phys. Chem. A*, 2000, **104**, 10766.
20. N. L. Haworth, M. H. Smith, G. B. Bacskay, and J. C. Mackie, *J. Phys. Chem. A*, 2000, **104**, 7600.
21. F. Danis, F. Caralp, M. T. Rayez, and R. Lesclaux, *J. Phys. Chem.* 1991, **95**, 7300.
22. S. Antonik, *Bull. Soc. Chim. Fr.* 1983, **15**, 605.
23. C. Atterbury, A. Critchley, R. A. Kennedy, C. A. Mayhew, and R. P. Tuckett, in preparation (2001).

Table 1. The measured 300 K reaction rate coefficients (in units of $10^{-9} \text{ cm}^3 \text{ molecule}^{-1} \text{ s}^{-1}$), k_{exp} , and cation product ions and their branching ratios (percentage) for the reactions of O_2^+ , H_2O^+ , N_2O^+ , O^+ , CO_2^+ , CO^+ , N^+ , and N_2^+ with SF_5CF_3 . The recombination energies of the reagent cations are listed in eV in brackets under the cations. The capture rate coefficients, calculated using Langevin theory,¹⁰ are presented in square brackets under the experimental values. The estimated uncertainties in the measured rate coefficients and the cation branching ratios are $\pm 20\%$. The trace given for the SF_4^+ product ion represents a detectable signal with our apparatus, but whose branching ratio is less than 1%. The reaction channel is assumed to be dissociative charge transfer, and the 0 K enthalpies of reaction for these channels are presented. Alternative chemical routes are discussed in the text for those dissociative charge transfer pathways which are endothermic. For the formation of the ions products SF_3^+ and SF_4^+ , two values for the 0 K enthalpy of reaction are given. The first value is calculated using the data set of Fisher *et al.*¹² whereas the second corresponds to that of Irikura.¹³ The two values given for the 0 K enthalpy of reaction for the formation of SF_5^+ by dissociative charge transfer result from taking the IP(SF_5) to be either 9.60 eV (Fisher *et al.*¹²) or 9.71 eV (Irikura¹³).

Table 1

Reagent Ion	Rate Coefficient (/10 ⁻⁹ cm ³ s ⁻¹)	Product Ion (/%)	Proposed Neutral Products	$\Delta_f H^0$ (/kJmol ⁻¹)
N ₂ ⁺ (15.58)	1.6 [1.4]	CF ₃ ⁺ (65)	SF ₅ + N ₂	-258
		SF ₃ ⁺ (28)	CF ₄ + F + N ₂	-248, -289
		SF ₄ ⁺ (trace)	CF ₄ + N ₂	-283, -345
		SF ₄ ⁺ CF ₃ (2)	F + N ₂	? ^a
		SF ₅ ⁺ (5)	CF ₃ + N ₂	-185, -175
N ⁺ (14.53)	2.2 [1.9]	CF ₃ ⁺ (80)	SF ₅ + N	-157
		SF ₃ ⁺ (17)	CF ₄ + F + N	-147, -187
		SF ₄ ⁺ (trace)	CF ₄ + N	-181, -243
		SF ₅ ⁺ (3)	CF ₃ + N	-84, -73
CO ⁺ (14.01)	1.6 [1.4]	CF ₃ ⁺ (75)	SF ₅ + CO	-107
		SF ₃ ⁺ (22)	CF ₄ + F + CO	-96, -137
		SF ₄ ⁺ (trace)	CF ₄ + CO	-131, -193
		SF ₅ ⁺ (3)	CF ₃ + CO	-34 (± 43), -23 (± 46)
CO ₂ ⁺ (13.77)	1.2 [1.1]	CF ₃ ⁺ (76)	SF ₅ + CO ₂	-84
		SF ₃ ⁺ (14)	CF ₄ + F + CO ₂	-73, -114
		SF ₄ ⁺ (8)	CF ₄ + CO ₂	-108, -170
		SF ₅ ⁺ (2)	CF ₃ + CO ₂	-11 (± 43), 0 (± 46)
O ⁺ (13.62)	1.9 [1.8]	CF ₃ ⁺ (83)	SF ₅ + O	-69
		SF ₃ ⁺ (16)	CF ₄ + F + O	-59, -100
		SF ₄ ⁺ (trace)	CF ₄ + O	-93, -156
		SF ₅ ⁺ (1)	CF ₃ + O	4 (± 43), 14 (± 46)
N ₂ O ⁺ (12.89)	1.1 [1.1]	CF ₃ ⁺ (75)	SF ₅ + N ₂ O	1 (± 39)
		SF ₃ ⁺ (19)	CF ₄ + F + N ₂ O	12 (± 45), -29 (± 47)
		SF ₄ ⁺ (5)	CF ₄ + N ₂ O	-23 (± 45), -85
		SF ₅ ⁺ (1)	CF ₃ + N ₂ O	74, 84
H ₂ O ⁺ (12.61)	1.6 [1.7]	CF ₃ ⁺ (8)	SF ₅ + H ₂ O	28 (± 39)
		SF ₃ ⁺ (92)	CF ₄ + F + H ₂ O	39 (± 45), -2 (± 47)
		SF ₄ ⁺ (trace)	CF ₄ + H ₂ O	4 (± 45), -58
O ₂ ⁺ (12.07)	0.01 [1.3]	CF ₃ ⁺ (63)	SF ₅ + O ₂	80, 62, 43 (± 39) ^b
		SF ₃ ⁺ (31)	CF ₄ + F + O ₂	91, 50 (± 47)
		SF ₄ ⁺ (2)	CF ₄ + O ₂	56, -6 (± 46)
		SF ₅ ⁺ (4)	CF ₃ + O ₂	153, 164

^a $\Delta_f H^0(\text{SF}_4^+\text{CF}_3)$ is unknown.^b The values given are for the $\nu = 0, 1$ and 2 vibrational levels of O₂⁺, respectively.