

# Vitamin B12 deficiency is associated with geographical latitude and solar radiation in the older population

Cabrera, Sebastián; Benavente, David; Alvo, Miriam; de Pablo, Paola; Ferro, Charles J

DOI:

[10.1016/j.jphotobiol.2014.07.001](https://doi.org/10.1016/j.jphotobiol.2014.07.001)

License:

Other (please specify with Rights Statement)

*Document Version*

Peer reviewed version

*Citation for published version (Harvard):*

Cabrera, S, Benavente, D, Alvo, M, de Pablo, P & Ferro, CJ 2014, 'Vitamin B12 deficiency is associated with geographical latitude and solar radiation in the older population', *Journal of Photochemistry and Photobiology B: Biology*, vol. 140C, pp. 8-13. <https://doi.org/10.1016/j.jphotobiol.2014.07.001>

[Link to publication on Research at Birmingham portal](#)

## **Publisher Rights Statement:**

NOTICE: this is the author's version of a work that was accepted for publication in *Journal of Photochemistry and Photobiology B: Biology*. Changes resulting from the publishing process, such as peer review, editing, corrections, structural formatting, and other quality control mechanisms may not be reflected in this document. Changes may have been made to this work since it was submitted for publication. A definitive version was subsequently published in *Journal of Photochemistry and Photobiology B: Biology*, Volume 140, November 2014, Pages 8–13; DOI: [10.1016/j.jphotobiol.2014.07.001](https://doi.org/10.1016/j.jphotobiol.2014.07.001)  
Checked for repository 28/10/2014

## **General rights**

Unless a licence is specified above, all rights (including copyright and moral rights) in this document are retained by the authors and/or the copyright holders. The express permission of the copyright holder must be obtained for any use of this material other than for purposes permitted by law.

- Users may freely distribute the URL that is used to identify this publication.
- Users may download and/or print one copy of the publication from the University of Birmingham research portal for the purpose of private study or non-commercial research.
- User may use extracts from the document in line with the concept of 'fair dealing' under the Copyright, Designs and Patents Act 1988 (?)
- Users may not further distribute the material nor use it for the purposes of commercial gain.

Where a licence is displayed above, please note the terms and conditions of the licence govern your use of this document.

When citing, please reference the published version.

## **Take down policy**

While the University of Birmingham exercises care and attention in making items available there are rare occasions when an item has been uploaded in error or has been deemed to be commercially or otherwise sensitive.

If you believe that this is the case for this document, please contact [UBIRA@lists.bham.ac.uk](mailto:UBIRA@lists.bham.ac.uk) providing details and we will remove access to the work immediately and investigate.

## Accepted Manuscript

Vitamin B12 Deficiency is Associated with Geographical Latitude and Solar Radiation in the Older Population

Sebastián Cabrera, David Benavente, Miriam Alvo, Paola de Pablo, Charles J Ferro

PII: S1011-1344(14)00219-X

DOI: <http://dx.doi.org/10.1016/j.jphotobiol.2014.07.001>

Reference: JPB 9783

To appear in: *Journal of Photochemistry and Photobiology B: Biology*


Received Date: 7 January 2014

Revised Date: 30 June 2014

Accepted Date: 1 July 2014

Please cite this article as: S. Cabrera, D. Benavente, M. Alvo, P.d. Pablo, C.J. Ferro, Vitamin B12 Deficiency is Associated with Geographical Latitude and Solar Radiation in the Older Population, *Journal of Photochemistry and Photobiology B: Biology* (2014), doi: <http://dx.doi.org/10.1016/j.jphotobiol.2014.07.001>

This is a PDF file of an unedited manuscript that has been accepted for publication. As a service to our customers we are providing this early version of the manuscript. The manuscript will undergo copyediting, typesetting, and review of the resulting proof before it is published in its final form. Please note that during the production process errors may be discovered which could affect the content, and all legal disclaimers that apply to the journal pertain.



**Vitamin B12 Deficiency is Associated with Geographical Latitude and Solar Radiation in the Older Population.**

*Running title: Geographical latitude and vitamin B12 deficiency in the elderly.*

Sebastián Cabrera MD, PhD.<sup>1</sup>

David Benavente MD.<sup>2</sup>

Miriam Alvo MD.<sup>1</sup>

Paola de Pablo MD, MPH, PhD.<sup>3</sup>

Charles J Ferro BSc, MD, FRCP.<sup>4</sup>

<sup>1</sup>Nephrology Division, Clinical Hospital, University of Chile, Chile.

<sup>2</sup>Section of Acute Nephrological Procedures, Clínica Las Condes, Chile.

<sup>3</sup>Department of Rheumatology, University of Birmingham, Queen Elizabeth Hospital, UK.

<sup>4</sup>Department of Nephrology, Queen Elizabeth Hospital, Birmingham, UK.

Corresponding author: Dr Charles Ferro, Department of Nephrology, Queen Elizabeth Hospital,  
Birmingham B15 2WB, UK

Email: charles.ferro@uhb.nhs.uk

Tel: +44 121 3715859 Fax: +44 121 3715858

Word count: 2769 (abstract 292) References: 31

**Abstract**

**Background** Vitamin B12 and folic acid deficiency are common in the older and are associated with several conditions including anaemia, cardiovascular disease, cognitive impairment and cancer. Evidence from *in vitro* studies suggests that solar radiation can degrade both vitamins in the skin. Chile is the longest country in the world running perfectly North-South making it an ideal place to study potential associations of latitude and solar radiation on Vitamin B12 and folic acid deficiency.

**Objectives** The objective was to examine the association between vitamin B12 and folic acid deficiencies and latitude.

**Methods** Plasma samples were collected from Chileans aged 65+ years (n=1,013) living across the whole country and assayed for vitamin B12 and folic acid concentrations as part of the Chilean Health Survey 2009-2010, which is a national representative sample study.

**Results** Overall, the prevalence of Vitamin B12 deficiency was 11.3%, with the prevalence in the North of the country being significantly greater than in the Central and South zones (19.1%, 10.5%, and 5.7%, respectively;  $p < 0.001$ ). The prevalence of folic acid deficiency in the whole cohort was 0.7% with no difference between the 3 geographical zones. Using logistic regression analyses, Vitamin B12 deficiency was significantly associated with geographical latitude (OR 0.910 [95% confidence intervals 0.890-0.940],  $p < 0.001$ ) and solar radiation (OR 1.203 [95% confidence intervals 1.119-1.294],  $p < 0.001$ ). These associations persisted after adjustments for confounders (OR 0.930,  $p < 0.001$  and 1.198,  $p = 0.002$ , respectively).

**Conclusions** In the Chilean population of 65+, the prevalence of Vitamin B12 deficiency is associated with living closer to the Equator and solar radiation. Although degradation by solar radiation might explain this observation, further work is required to establish the potential

mechanisms. In countries that routinely fortify food with folic acid, efforts to identify vitamin B12 deficiency might be more cost-efficiently targeted in areas closest to the Equator.

ACCEPTED MANUSCRIPT

## Background

The primary source of Vitamin B12 in the human diet is animal products (meat, fish, milk, eggs, shellfish, poultry). Vitamin B12 is essential for the synthesis of DNA and myelin sheaths as well as erythropoiesis. The principal cause of vitamin B12 deficiency is malabsorption.[1, 2] Humans have low requirements and deficiency can take up to 3-5 years to develop, causing several disorders including megaloblastic anemia and demyelinating disease.[1, 2] Folic acid is a water-soluble vitamin and the principal source is fresh fruit and vegetables.[3] Reserves in the body are scarce and folic acid deficiency manifests quickly in a matter of months. Folic acid deficiency is usually caused by poor dietary intake (eg. low vegetable consumption or alcoholism), malabsorption (eg. Coeliac disease) or metabolism problems (eg. polymorphisms of 5-methyltetrahydrofolate or drugs) and results in megaloblastic anaemia and neural tube defects in foetuses of folate-deficient mothers.[3] This has led many countries (eg. USA and Australia) to routinely fortify food with folic acid. In addition, folic acid has an important role in the metabolism of homocysteine, a recognised cardiovascular risk factor, with low folic acid concentrations associated with increased circulating homocysteine.[3, 4] Both deficiencies of vitamin B12 and folic acid are common in older people where they are associated with anaemia, cardiovascular disease and cognitive impairment.[1, 2, 4, 5]

In recent years, data from *in vitro* studies suggests that solar ultraviolet (UV) radiation could degrade both vitamin B12 and folic acid in the skin.[6-8] Although the exact mechanisms are not well understood, recent evidence suggests that UV radiation can penetrate the dermal circulation and that the active forms of both vitamin B12 and folic acid are directly susceptible to photodegradation.[6-8] Furthermore, UV radiation produces free radicals that have been shown to degrade active forms of vitamin B12.[7] These observations could have significant clinical implications, especially for older populations close to the equator, where solar radiation is intense. Indeed, there is a need for clinical and epidemiological studies to examine this.[6, 7]

Chile is the longest country in the world with 4250 km that run North-South almost perfectly perpendicular to the Equator. In terms of latitude, the southern tip of Chile is equivalent to south Norway or south Alaska with the northern end corresponding to Western Sahara or Guatemala. (Figure 1) Chile's geography, together with a relatively genetically homogeneous population, makes it an ideal country to investigate the effect of the latitude and solar radiation on human health. In this study we examined the association of latitude and solar radiation with vitamin B12 and folic acid deficiency in a Chilean national representative sample.

## **Methods**

### ***Study Population***

The 2009-2010 Chilean National Health Survey (CNHS2009/2010), commissioned by the Chilean Government Ministry for Health, was a cross-sectional survey using a multistage, stratified probability design to produce a representative sample of the Chilean population. A total of 5,416 participants were recruited of which 1,013 (20%) were 65+ years old[9] Plasma vitamin B12 and folic acid concentrations were measured only among participants aged 65+. This study was approved by the ethical committee of the Pontificia Universidad Católica de Chile.

Weight and height were measured according to the World Health Organisation recommendations. Body mass index (BMI) was calculated using the formula of  $\text{weight(kg)/height}^2(\text{m})$ . Normal BMI, overweight and obesity were defined as BMI of 18.5-24.9, 25-30 and  $>30$ , respectively.[10] Fruit and vegetable consumption was evaluated using portion cards showing different fruit and vegetables.[9] Salt consumption was estimated by measuring urinary sodium excretion from a spot sample.[11] Educational level was classified as low  $<5$  years, medium 5-10 years and high  $>10$  years in full-time education.[12] Alcohol consumption was assessed using a drinking short scale (Escala Breve de Beber Anormal EBBA), which has been previously validated in the Chilean

population. A definite alcohol excess intake is defined as an EBBA score  $\geq 2$ . [13]

Monthly family Income was estimated and graded in US dollars, as follows: low  $< \$500$ , medium  $\$500-1,300$  and high  $> \$1,300$ . Brachial blood pressure was measured 3 times in the morning after 5 minutes of rest using automated equipment (Omron HEM 742 ®). [14] The average of these 3 readings are presented. Hypertension was defined as a systolic pressure  $> 140$  mm/Hg and/or a diastolic pressure  $> 90$  mm/Hg. [15]

### ***Biochemical analyses***

Vitamin B12 and folic acid plasma concentrations were measured by chemiluminescence using the Advia CentaurMR immunoassay system (Siemens Healthcare, Germany). Vitamin B12 and folic acid deficiency were defined as plasma concentrations of  $< 148$  pmol/L and  $< 12$  nmol/L [2, 6], respectively. Anti-endomysial IgA antibody concentrations were measured using a commercially available ELISA test (IMMCO Diagnostics). A high probability of coeliac disease was defined as an anti-endomysial IgA antibody concentration greater than 20 UE/L. [16, 17] The 4 variable-modification of diet in renal disease (MDRD) equation, with serum creatinine recalibrated to be traceable to an isotope-derived mass spectroscopy method, was used to determine estimated GFR (eGFR). The presence of chronic kidney disease (CKD) was defined as an eGFR of  $< 60$  ml/min/1.73m<sup>2</sup>. [18]

### ***Latitude***

Chile is divided into 3 distinct geographical zones: North, Central and South, which in turn are divided into a total of 15 administrative regions each with a capital city. The latitude of the capital city was used as the index of latitude for participants living in that administrative region. Each geographic zone has a distinct climate (Figure 1): The North Zone has high temperatures with dry



**Figure1.** Geographical map of Europe and Chile. Chile has been inverted and placed so that the southern latitude of Chile corresponds to the same northern latitude in Europe. The southern tip of Chile is equivalent to south Norway or south with the northern end corresponding to Western Sahara.



weather similar to North Africa. The Central Zone is temperate with weather similar to the Mediterranean countries of Europe. The South Zone is characterized by weather similar to Scandinavia.

### ***Solar radiation***

Solar radiation data was obtained from the Solar Radiation Laboratory of the Republic of Chile.[19] Solar radiation was measured using bimetallic actinography (Robitzch-Fuess Type 58dc) in a standardised method throughout the country.[19] Annual radiation data from all measuring stations in each administrative region were collected and averaged to show average daily regional and geographical zone solar irradiation values. Solar radiation was expressed as MJ/m<sup>2</sup>/day.

### ***Statistical Analyses***

Summary statistics for continuous variables are presented as the mean  $\pm$  standard deviation and median with an interquartile range for normally and non-normally distributed values respectively. Categorical variables are presented as percentages. Differences between categorical variables were compared with the Pearson- $\chi^2$  test. Continuous variables were compared using one-way analysis of variance (ANOVA) and the Kruskal-Wallis test for normally and non-normally distributed values respectively. Correlations were assessed by calculating Spearman's and Pearson's correlation coefficients as appropriate. A p-value  $<0.05$  was considered statistically significant. All statistical analyses were performed SPSS software V21.0 (IBM, SPSS Inc, Chicago, IL).

Independent variables were pre-specified for analyses based on previous studies showing a relationship with vitamin B12 or folic acid deficiency (e.g. gender, age, fruit and vegetable consumption, serum liver enzyme concentrations, previous liver disease, family income, and raised anti-endomysial IgA antibody concentrations as a surrogate for coeliac disease).[1, 2, 4, 5]

Independent variables found to have an association with vitamin B12 or folic acid deficiency reaching a significance level of  $\leq 0.2$  on univariate analyses were also entered into selection algorithms. Linear regression was used to examine the relationships between vitamin B12 and folic acid concentrations and solar radiation and geographical latitude. Logistic regression was used to examine the independent determinants of vitamin B12 and folic acid deficiency. When variables were strongly correlated with each other (eg. serum creatinine and eGFR), only the one with the stronger association was entered. The two potential determinants of interest, solar radiation and geographical latitude are strongly correlated with each other thus separate models were created to examine their association with vitamin B12 and folic acid deficiency.

## Results

The different environmental conditions for three geographical zones are shown in Table 1. As expected, there was a North to South decrease in solar radiation. There was a significant inverse correlation between latitude and solar radiation ( $r=-0.951$ ,  $p<0.001$ ).

Participant characteristics are presented in Table 1 for the whole study population and by geographical zone. Patients in the south were more likely to have a lower educational level, lower average monthly incomes and a lower intake of fruit and vegetables. They also had lower average serum folic acid levels than participants in the north and centre. Patients of the central zone attained a higher educational level. There were no other differences across the three geographical zones.

## Vitamin B12

Vitamin B12 concentrations were higher in the South compared with the North (Table 1;  $P=0.001$ ) In univariate analyses, vitamin B12 concentration was significantly associated with geographical latitude (beta 2.68 95% CI 0.50-4.90,  $P=0.02$ ). This association persisted after adjustment for

Table 1: Geographical Zone Characteristics and Participant Demographics

Geographical Zone Characteristics	Chile	North	Centre	South
Latitude limits (degrees)	17.5 to 56.5°S	17.5 to 29.1°S	29.1 to 38.5°S	38.5 to 56.5°S
Average Solar Radiation (MJ/m <sup>2</sup> /day)	14.9 (12.8-15.3)	19.0 (18.2-19.1)	14.9 (14.8-15.2)	11.0 (10.8-12.9)
Participant Demographics				
	All (n=1103)	North (n=280)	Centre (n=365)	South (n=368)
Female (%)	61.5	56.4	65.2	61.7
Age (years)	73 (68 - 79)	73 (68 - 78)	74 (68 - 80)	72 (68 - 78)
Body Mass Index (kg/m <sup>2</sup> )	28.4 ± 5.3	28.1 ± 4.9	28.0 ± 5.2	29.0 ± 5.6
Years in education (%) <sup>*</sup>				
>10 years	5.7	4.7	7.8	4.4
5-10 years	26.7	35.1	29.9	17.1
< 5 years	67.6	60.1	62.3	78.5
None	2.9	2.5	2.6	3.6
Monthly Family Income in US Dollars (%) <sup>**</sup>				
<500	55.4	53.2	55.1	57.3
500-1300	30.0	26.8	31.4	31.0
>1300	9.4	14.6	7.2	7.6
Fruit and Vegetable Consumption (g/day) <sup>‡</sup>	194 (114 - 320)	217 (137 - 400)	194 (125 - 320)	182 (91 - 320)
Salt Consumption (g/day)	9.8 (8.2 - 11.4)	9.9 (8.4 - 11.4)	9.8 (8.0 - 11.3)	9.4 (8.2 - 11.4)
Systolic pressure (mmHg)	146 (132 - 164)	145 (127 - 164)	145 (132 - 162)	147 (133 - 166)
Diastolic pressure (mmHg)	76 (69 - 83)	76 (63 - 85)	76 (65 - 83)	76 (69 - 83)
Hypertension (%)	62.3	56.4	62.4	65.9
eGFR (ml/min/1.73m <sup>2</sup> )	76.6 ± 19.5	77.6 ± 19.7	75.2 ± 20.9	77.3 ± 17.9
CKD (%)	16.6	16.1	20.1	13.8
Diabetes mellitus (%)	21.7	21.8	20.8	22.6
Alcohol Problems (%)	8.3	10.5	7.9	6.9
Folic Acid (ng/mL) <sup>†</sup>	21.7 ± 9.5	22.1 ± 8.8	22.9 ± 10.3	20.2 ± 9.2
Vitamin B12 (pmol/mL)	391 ± 280	357 ± 280	404 ± 322	407 ± 232
Suspected Coeliac disease (%)	2.0	1.9	0.6	3.3
Gamma GT (UE/L)	34.4 ± 51.8	37.9 ± 58.7	29.6 ± 34.7	36.2 ± 58.3
AST (UE/L)	21.1 ± 13.1	21.5 ± 12.2	20.5 ± 15.3	21.3 ± 11.7

Results for normally and non-normally distributed values are presented as mean  $\pm$  standard deviation and median with interquartile range respectively.

AST, aspartate aminotransferase; CKD, chronic kidney disease; eGFR, estimated glomerular filtration rate; gamma GT, gamma glutamyl transpeptidase.

CKD was defined as an eGFR of  $< 60$  ml/min/1.73m<sup>2</sup>; coeliac disease was defined as an anti-endomysial IgA antibody concentration greater than 20UE/L; hypertension was defined as a blood pressure  $>140/90$ mm/Hg or a previous clinical diagnosis of hypertension; alcohol problems was defined as an EBBA score  $\geq 2$ ; diabetes mellitus was defined as fasting glucose  $\geq 126$ mg/L and/or a haemoglobin A1c  $\geq 7\%$  or a previous clinical diagnosis of diabetes mellitus.

\*Central zone  $>$  North and South zones (P=0.02)

\*\*North zone  $>$  Central and South zones (P=0.02)

‡ South zone  $<$  North and Central zones (P<0.001)

†North and Central zones  $>$ South zone (P=0.02)

factors known to be associated with vitamin B12 deficiency (gender, eGFR and alcohol intake: beta coefficient 95% CI 2.53-4.75;  $P=0.03$ ). There was a tendency for vitamin B12 concentrations to be associated with solar radiation (beta -5.75 95% CI -11.82-0.33) but this did not quite reach statistical significance ( $P=0.06$ ).

The prevalence of vitamin B12 deficiency in this cohort was 11.3%. Vitamin B12 deficiency was more common in the North than the South (Figure 2A) (19.1% vs. 5.7%,  $p<0.001$ ).

In univariate analyses, the prevalence of vitamin B12 deficiency was associated with geographical latitude ( $p<0.001$ ), geographic zone ( $r=-0.2$ ,  $P<0.001$ ), solar radiation ( $p<0.001$ ), eGFR ( $p=0.006$ ) and alcohol intake ( $p=0.04$ ). No associations were observed between vitamin B12 deficiency and age, suspected coeliac disease, family income, fruit and vegetables intake, BMI, smoking status, liver enzyme concentrations or previous liver disease.

Logistic regression analyses for vitamin B12 deficiency are presented in Table 2A. Vitamin B12 deficiency was associated with solar radiation and latitude. These associations persisted in all the models adjusted for gender, age, month of sampling, fruit and vegetable consumption, presence of liver disease, liver enzyme concentrations, excessive alcohol intake and estimated glomerular filtration rate with minimal changes in the estimates. A sensitivity analysis was performed defining vitamin B12 “deficiency” as the lowest 10% ( $<143$  pmol/L) and 20% ( $<169$  pmol/L) of the population in terms of vitamin B12 concentrations. These different cut offs did not materially affect the results. The full results are presented in Supplemental Material 1.

**Figure 2.** Prevalence of vitamin B12 and folic acid deficiency in the 3 Chilean Geographical Zones. (A) The prevalence of vitamin B12 deficiency decreased from South to North ( $P < 0.001$ ). (B). There were no differences in the prevalence of folic acid deficiency between the 3 zones.

ACCEPTED MANUSCRIPT

Figure 2A

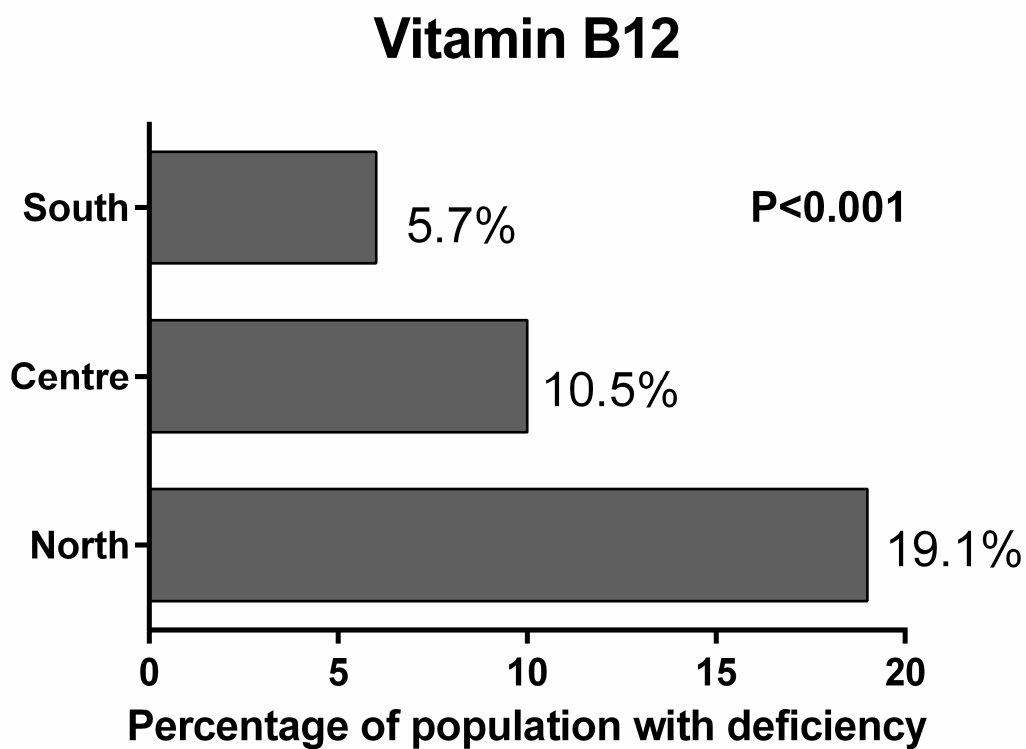
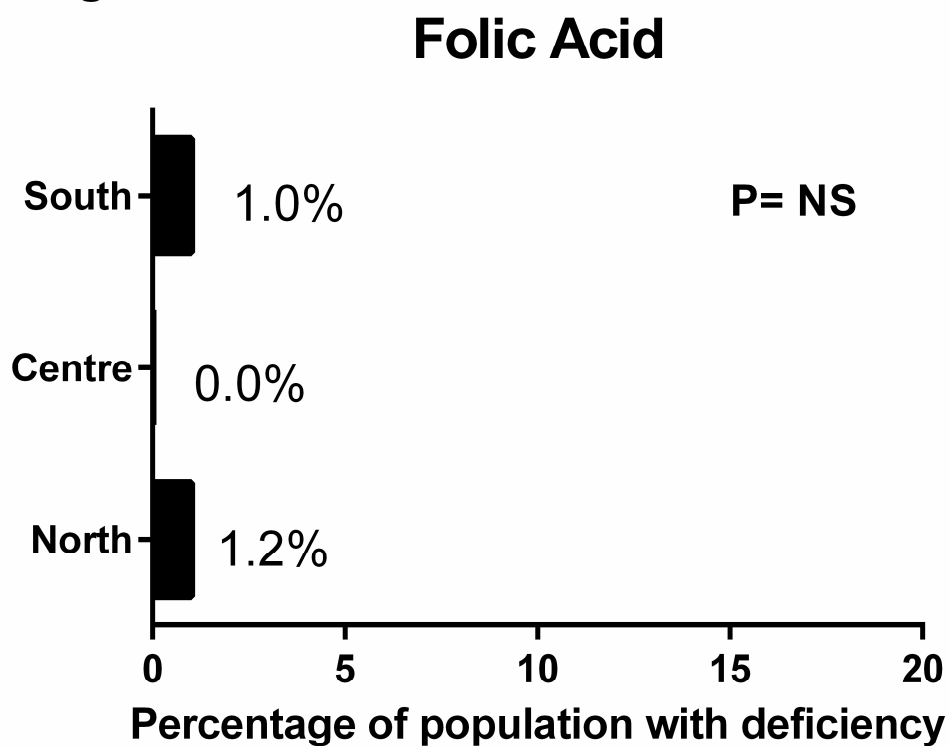


Figure 2B





**Table 2:** Binary logistic regression analysis for Vitamin B12 deficiency with (A) geographical latitude and (B) average daily solar radiation.

**Table 2A.**

	<i>OR (95% Confidence Intervals)</i>	<i>P-value</i>
<b>Unadjusted</b>	0.910 (0.890-0.940)	<0.001
<b>Model 1</b>	0.926 (0.889-0.965)	<0.001
<b>Model 2</b>	0.916(0.890-0.942)	<0.001
<b>Model 3</b>	0.930(0.890-0.969)	0.001

**Table 2B.**

	<i>OR (95% Confidence Intervals)</i>	<i>P-value</i>
<b>Unadjusted</b>	1.203(1.119-1.294)	<0.001
<b>Model 1</b>	1.210(1.078-1.357)	0.001
<b>Model 2</b>	1.227(1.137-1.325)	<0.001
<b>Model 3</b>	1.198(1.067-1.344)	0.002

**Model 1** was adjusted for variables described in the literature that are known to affect the prevalence of vitamin B12 deficiency: gender, age, month of sampling, fruit and vegetable consumption, presence of liver disease, liver enzyme concentrations (aspartate aminotransferase AST and gamma glutamyl transpeptidase gamma GT) and excessive alcohol intake.

**Model 2:** was adjusted for variables found to be associated with the prevalence of vitamin B12 deficiency in univariate analysis ( $P \leq 0.2$ ): gender, estimated glomerular filtration rate and excessive alcohol intake.

**Model 3:** was adjusted for all variables in models 1 and 2.

### ***Folic Acid***

Folic acid concentrations tended to be marginally lower in the South of the country compared with the North (Table 1;  $P=0.02$ ). Folic acid concentrations did not decrease with decreasing latitude or increasing solar radiation.

The prevalence of folic acid deficiency was 0.7% with no difference between the 3 geographical zones (Figure 2B). In univariate analyses, folic acid deficiency was associated with age ( $p=0.011$ ) and suspected coeliac disease ( $p=0.007$ ). There was no association with geographical latitude ( $p=0.42$ ) or solar radiation ( $p=0.40$ ). Adjusting for potential confounders did not change the results.

### **Discussion**

To the best of our knowledge, this is the first study showing that both proximity to the equator and increased solar radiation are associated with an increase prevalence of vitamin B12 deficiency. We did not find any relationship between either geographical latitude or solar radiation and folic acid deficiency in the same population. However, we cannot confidently exclude that such associations might exist given that flour is fortified with folic acid throughout the country.[5] This probably explains why the overall deficiency of folic acid is so low (0.7%) in this cohort.

In recent years, an increasing body of evidence has linked geographical factors such as latitude and solar radiation with human diseases.[20] Several studies have demonstrated an inverse association between solar radiation and prevalence of hypertension and cardiovascular death.[20] Vitamin D deficiency is frequently proposed as a potential mediator of these associations.[21] However, low concentrations of vitamin B12 and folic acid are also associated with increased cardiovascular risk, especially in the older population.[3] Intriguingly, some recent *in-vitro* studies have demonstrated photodegradation of both vitamin B12 and folic acid by UV radiation.[6, 7] However, clinical

studies have been small and mainly confined to patients with skin diseases, such as vitiligo and psoriasis.[22-24]

Vitamin B12 deficiency in the older population is a common (11% in this study) and an important public health issue.[1, 2] The manifestation occurs late with significant neurological, cardiovascular and haematological consequences. Our study supports the theory that solar radiation might be an important factor in the development of vitamin B12 deficiency. We found that B12 deficiency was significantly more common in the North of Chile, which is close to the Equator. As an observational study we cannot assign causality and cannot exclude other environmental factors associated with vitamin B12 deficiency. For example, a recently published study reported a north-south gradient of vitamin B12 levels in Europe, and suggested that the difference found may be caused by the different dietary patterns between countries,[25] but it did not evaluate the effect of the solar radiation or latitude and did not consider older populations. The mechanisms by which solar radiation may affect levels of vitamin B12 are not well understood. Active forms of vitamin B12 have been shown to be directly susceptible to photodegradation by UV radiation, as well as indirectly by the formation of free radicals.[7] This has led to the hypothesis that skin darkening has occurred to protect vitamin B12 from photodegradation.[7]

Folic acid is another important micronutrient that has been postulated by *in vitro studies* to be subject to photodegradation as a consequence of solar radiation.[6] Clinical series have also suggested that radiation from either sunshine or a sunbed, can decrease plasma folic acid concentrations.[6, 23, 24] Our study did not find any relationship between folic acid deficiency and latitude or solar radiation. However, flour is fortified with folic acid in Chile[5] and this probably explains the very low prevalence (0.7%) of folic acid deficiency found in the study population as previously reported.[26]

Interestingly, vitamin B12 deficiency can be masked by normal or high folic acid levels.[27] This is important, because many countries, including Chile, routinely fortify food with folic acid, potentially increasing the risk of symptomatic B12 deficiency presenting late. Thus, although the overall prevalence of vitamin B12 deficiency in Chile is consistent with that reported in other countries,[1, 3] it is important to know in terms of public health that it is heterogeneous across the country, with areas with less latitude and more solar radiation having a higher prevalence of vitamin B12 deficiency. Indeed, in the North of Chile the prevalence of vitamin B12 deficiency was nearly 4 times higher than in the South suggesting increased efforts to identify and manage vitamin B12 deficiency should be targeted to zones closer to the Equator.

Our study has a number of strengths including a large population of over 1,000 participants and a sampling methodology designed to produce a representative sample of the general population, which is relatively genetically and culturally homogeneous, with the majority being of mixed Spanish and aboriginal descent[28] with one of the smallest rates of immigration in Latin America and the world.[29] Another important strength was that all blood samples were processed in the same laboratory using the same methodology, and all data and samples were collected using the same standardised and uniform methods.[9] Moreover, anti-endomysial IgA antibodies were used as a surrogate for coeliac disease, a condition that is often undiagnosed in older people.

However, causality cannot be attributed given the observational nature of the study design. There were some regional differences in the population studied with participants in the South tending to have lower incomes, lower educational attainment and lower fruits and vegetables intake. Despite these differences the prevalence of vitamin B12 deficiency was lower in the South of the country. Interestingly, although food is fortified with folic acid throughout Chile, folic acid concentrations were lower in the South consistent with a lower dietary quality. One of the main causes of vitamin B12 deficiency in older people is a low intake of animal derived foods. Although possible, this

likely does not explain our observations as the multivariate models controlled for family income, which is associated with meat consumption.[30] Further, Chile has the 9<sup>th</sup> highest meat consumption per population in the world,[31] and perhaps most importantly, studies in the elderly Chilean population with vitamin B12 deficiency have demonstrated that most had a more than adequate intake of animal products and vitamin B12 .[26] Furthermore a controlled study of supplementing the diet with foods high in vitamin B12 did not improve the prevalence of patients with vitamin B12 deficiency suggesting that low dietary intake is not a major contribution to vitamin B12 deficiency in the elderly Chilean population.[32]

Although interesting, our findings require confirmation in other cohorts/populations. Further research is also required into potential confounding effects of diet and lifestyle especially in relation time spent outdoors and use of tanning machines. The influence of skin colour also requires further investigation. Indeed, it has been suggested that the susceptibility of vitamin B12 to photodegradation may be one of the reasons for skin darkening.[7]

In summary, we report the first study showing a positive association between vitamin B12 deficiency with solar radiation and latitude. Although degradation by solar radiation might explain this observation, further work is required to establish the potential mechanisms. In countries that routinely fortify food with folic acid, efforts to identify vitamin B12 deficiency might be more cost-efficiently targeted in areas closest to the Equator.

#### **Availability of Supporting Data**

The data used in this study can be obtained from the Chilean Ministry for Health on <http://epi.minsal.cl/estudios-y-encuestas-poblacionales/encuestas-poblacionales/encuesta-nacionalde-salud/>

#### **Competing Interests**

None of the authors have any competing interests to declare.

## Acknowledgements

The 2009-2010 Chilean National Health Survey (CNHS2009/2010) was commissioned and funded by the Chilean Government Ministry for Health. Dr Cabrera is supported by a joint International Society of Nephrology/Kidney Research UK Long-Term Fellowship and by grant support from Becas Chile. Dr Ferro is supported by a UK National Institute for Health Research Fellowship.

## Declaration

This work is produced by CJ Ferro under the terms of an NIHR research training fellowship issued by the NIHR. The views expressed in this publication are those of the authors and not necessarily those of the NHS, The National Institute for Health Research or the Department of Health.

## References

- [1] E. Andres, N.H. Loukili, E. Noel, G. Kaltenbach, M.B. Abdelgheni, A.E. Perrin, M. Noblet-Dick, F. Maloisel, J.L. Schlienger, J.F. Blickle, Vitamin B12 (cobalamin) deficiency in elderly patients, *Canadian Med Assoc J*, 171 (2004) 251-259.
- [2] S.P. Stabler, Clinical practice. Vitamin B12 deficiency, *N Engl J Med*, 368 (2013) 149-160.
- [3] G. Varela-Moreiras, M.M. Murphy, J.M. Scott, Cobalamin, folic acid, and homocysteine, *Nutr Rev*, 67 Suppl 1 (2009) S69-72.
- [4] L.H. Allen, Causes of vitamin B12 and folate deficiency, *Food Nutrition Bull*, 29 (2008) S20-37.
- [5] A. Brito, E. Hertrampf, M. Olivares, D. Gaitan, H. Sanchez, L.H. Allen, R. Uauy, [Folate, vitamin B12 and human health], *Rev Med Chil*, 140 (2012) 1464-1475.
- [6] D.C. Borradaile, M.G. Kimlin, Folate degradation due to ultraviolet radiation: possible implications for human health and nutrition, *Nutr Rev*, 70 (2012) 414-422.
- [7] A. Juzeniene, Z. Nizauskaite, Photodegradation of cobalamins in aqueous solutions and in human blood, *J Photochem Photobiol B*, 122 (2013) 7-14.
- [8] A. Juzeniene, T.T. Thu Tam, V. Iani, J. Moan, The action spectrum for folic acid photodegradation in aqueous solutions, *J Photochem Photobiol B*, 126C (2013) 11-16.
- [9] Ministerio de Salud de Chile, Metodología: Encuesta de Salud 2009-2010, in, 2012.
- [10] A. Pelegrini, D.A. Silva, A.C. Gaya, E.L. Petroski, Comparison of three criteria for overweight and obesity classification in Brazilian adolescents, *Nutr J*, 12 (2013) 5.
- [11] T. Tanaka, T. Okamura, K. Miura, T. Kadowaki, H. Ueshima, H. Nakagawa, T. Hashimoto, A simple method to estimate populational 24-h urinary sodium and potassium excretion using a casual urine specimen, *J Hum Hypertens*, 16 (2002) 97-103.
- [12] S. Sirin, Socioeconomic Status and Academic Achievement: A Meta-Analytic Review of

Research, *Rev Educ Res*, 75 (2005) 417-453.

[13] P. Orpinas, M. Valdes, V. Pemjean, R. Florenzano, R. Noguera, J.E. Hernandez, Validacion de una escala breve para la detccionde beber abnormal (EBBA), in: R. Florenzano, M. Horwitz, M. Penna, M. Correa (Eds.) *Temas de salud mental y atencion primaria de salud*, Corporacion de Promocion Universitaria, Santiago, Chile, 1991.

[14] A. Coleman, P. Freeman, S. Steel, A. Shennan, Validation of the Omron MX3 Plus oscillometric blood pressure monitoring device according to the European Society of Hypertension international protocol, *Blood Press Monit*, 10 (2005) 165-168.

[15] E. National Cholesterol Education Program (NCEP) Expert Panel on Detection, and Treatment of High Blood Cholesterol in Adults (Adult Treatment Panel III),, Third report of the National Cholesterol Education Program (NCEP) Expert Panel on Detection, Evaluation, and Treatment of High Blood Cholesterol in Adults (Adult Treatment Panel III) final report, *Circulation*, 106 (2002) 3143-3421.

[16] M.d. Salud, Encuesta Nacional de Salud 2009-2010. Metodologia. , in, 2010.

[17] J.C. Weitz, R. Montalva, T. Alarcon, L. Contreras, [Antitransglutaminase antibodies determination for the diagnosis of celiac disease], *Rev Med Chil*, 131 (2003) 31-36.

[18] K/DOQI clinical practice guidelines for chronic kidney disease: evaluation, classification, and stratification, *Am J Kidney Dis*, 39 (2002) S1-266.

[19] El Registro Nacional Solarimetrico, Irradiancia solar en territorios de la Republica de Chile, Margen Impresores, Santiago de Chile, 2008.

[20] R.D. Brook, A.B. Weder, S. Rajagopalan, "Environmental hypertensionology" the effects of environmental factors on blood pressure in clinical practice and research, *J Clin Hypertens (Greenwich)*, 13 (2011) 836-842.

[21] A. Zittermann, J.F. Gummert, Sun, vitamin D, and cardiovascular disease, *J Photochem Photobiol B*, 101 (2010) 124-129.

[22] L.T. El-Saie, A.R. Rabie, M.I. Kamel, A.K. Seddeik, M.L. Elsaie, Effect of narrowband ultraviolet B phototherapy on serum folic acid levels in patients with psoriasis, *Lasers Med Sci*, 26 (2011) 481-485.

[23] A. Juzeniene, K.T. Stokke, P. Thune, J. Moan, Pilot study of folate status in healthy volunteers and in patients with psoriasis before and after UV exposure, *J Photochem Photobiol B*, 101 (2010) 111-116.

[24] M. Shaheen, N. Abdel Fattah, M. El-Borhamy, Analysis of Serum Folate Levels after Narrow Band UVB Exposure *Egypt Dermatol Online J*, 2 (2006) 1-7.

[25] S.J. Eussen, R.M. Nilsen, O. Midttun, S. Hustad, I.J. N, K. Meyer, A. Fredriksen, A. Ulvik, P.M. Ueland, P. Brennan, M. Johansson, B. Bueno-de-Mesquita, P. Vineis, S.C. Chuang, M.C. Boutron-Ruault, L. Dossus, F. Perquier, K. Overvad, B. Teucher, V.A. Grote, A. Trichopoulou, G. Adarakis, M. Plada, S. Sieri, R. Tumino, M.S. de Magistris, M.M. Ros, P.H. Peeters, M.L. Redondo, R. Zamora-Ros, M.D. Chirlaque, E. Ardanaz, E. Sonestedt, U. Ericson, J. Schneede, B. van Guelpen, P.A. Wark, V. Gallo, T. Norat, E. Riboli, S.E. Vollset, North-south gradients in plasma concentrations of B-vitamins and other components of one-carbon metabolism in Western Europe: results from the European Prospective Investigation into Cancer and Nutrition (EPIC) Study, *Br J Nutr*, 110 (2013) 363-374.

[26] H. Sanchez, C. Albala, F.E. Herlram, R. Verdugo, M. Lavados, J.L. Castillo, L. Lera, R. Uauy, [Prevalence of vitamin B-12 deficiency in older adults], *Rev Med Chile*, 138 (2010) 44-52.

[27] L.R. Solomon, Advanced age as a risk factor for folate-associated functional cobalamin deficiency, *J Am Geriatr Soc*, 61 (2013) 577-582.

[28] Instituto Nacional de Estadisticas, Informe censo 2012, in, Instituto Nacional de Estadistica de Chile, Santiago de Chile, 2012.

[29] Central Intelligence Agency, The World Factbook 2012-2013, Central Intelligence Agency, Washington DC, 2012.

[30] M. Crovetto, R. Uauy, Cambios en el consumo aparente de nutrientes en el Gran Santiago 1988-1997 en hogares segun ingreso y su probable relacion con patron de enfermedades cronicas no

transmisibles, Rev Med Chile, 138 (2010) 1091-1108.

[31] Instituto Nacional de Estadísticas, Producción y consumo de carne 2010, in: Enfoque Estadístico - Boletín informativo del Instituto Nacional de Estadísticas, Santiago, Chile, 2011.

[32] H. Sanchez, C. Albala, L. Lera, A.D. Dangour, R. Uauy, Effectiveness of the National Program of Complementary Feeding for older adults in Chile on vitamin B12 status in older adults; secondary outcome analysis from the CENEX Study (ISRCTN48153354), Nutr J, 12 (2013) 124.

ACCEPTED MANUSCRIPT



**Supplemental Material: Sensitivity Analysis for B12 Deficiency**

In addition to the literature definition of vitamin B12 deficiency (<148 pmol/L) we also examined patients with B12 concentrations in the lowest 10% and 20% of the study population. Patients with in the lowest 10% had vitamin B12 concentrations <143 pmol/L and thus provided a more stringent definition of vitamin B12 “deficiency”. Patients in the lowest 20% of the population had vitamin B12 concentrations <169 pmol/L and thus provided a less stringent definition of B12 “deficiency”. As would be expected, less patients were classified as having vitamin B12 deficiency when the more stringent definition was used whereas more patients were so classified when the less stringent definition was used (Table S1). However, the percentage of patients with vitamin B12 “deficiency” still increased from South to North with no significant differences in proportion.

**Table S1:** Percentage of patients with vitamin B12 below 3 different cut-offs representing the lowest 10% (<143 pmol/L) and 20% (<169 pmol/L) of the Chilean population as well as the literature cut-off (<148 pmol/L)

	Chile	North	Centre	South
<143 pmol/L	10.0%	17.4%	8.3%	5.4%
<148 pmol/L	11.3%	19.1%	10.5%	5.7%
<169 pmol/L	20.0%	28.6%	20.2%	12.0%

We also repeated the logistic regression analyses using the new cut-offs of vitamin B12 concentrations. The use of the less and more stringent cut-offs did not materially affect the results (Table S2)

**Table S2:** Binary logistic regression analysis for vitamin B12 for different cut offs with odds ratio

and 95 confidence intervals (CI).

(A) Geographical latitude

	Cut Off <143 pmol/L Odds Ratio (95% CI)		Cut Off <148 pmol/L Odds Ratio (95% CI)		Cut Off < 169 pmol/L Odds Ratio (95% CI)	
	<b>Unadjusted</b>	0.914 (0.887, 0.941)	P<0.001	0.917 (0.892, 0.943)	P<0.001	0.935 (0.915, 0.955)
<b>Model 1</b>	0.912 (0.875, 0.950)	P<0.001	0.914 (0.878, 0.951)	P<0.001	0.928 (0.899, 0.958)	P<0.001
<b>Model 2</b>	0.912 (0.885, 0.940)	P<0.001	0.916 (0.890, 0.942)	P<0.001	0.935 (0.915, 0.956)	P<0.001
<b>Model 3</b>	0.916 (0.879, 0.955)	P<0.001	0.918 (0.882, 0.956)	P<0.001	0.930 (0.900, 0.959)	P<0.001

(B) Average daily solar radiation.

	Cut Off <143 pmol/L Odds Ratio (95% CI)		<148 pmol/L Odds Ratio (95% CI)		< 169 pmol/L Odds Ratio (95% CI)	
	<b>Unadjusted</b>	0.914 (0.887, 0.941)	P<0.001	1.129 (1.131, 1.315)	P<0.001	1.177 (1.110, 1.248)
<b>Model 1</b>	0.912 (0.875, 0.950)	P<0.001	1.253 (1.121, 1.400)	P<0.001	1.228 (1.125, 1.342)	P<0.001
<b>Model 2</b>	0.912 (0.885, 0.940)	P<0.001	1.227 (1.137, 1.325)	P<0.001	1.180 (1.111, 1.252)	P<0.001
<b>Model 3</b>	0.916 (0.879, 0.955)	P<0.001	1.237 (1.106, 1.328)	P<0.001	1.222 (1.118, 1.336)	P<0.001

**Model 1** was adjusted for variables described in the literature that are known to affect the prevalence of vitamin B12 deficiency: gender, age, month of sampling, fruit and vegetable consumption, presence of liver disease, liver enzyme concentrations (aspartate aminotransferase AST and gamma glutamyl transpeptidase gamma GT) and excessive alcohol intake.

**Model 2:** was adjusted for variables found to be associated with the prevalence of vitamin B12 deficiency in univariate analysis ( $P \leq 0.2$ ): gender, estimated glomerular filtration rate and excessive alcohol intake.

**Model 3:** was adjusted for all variables in models 1 and 2.

**Highlights**

- Recent evidence suggests that solar radiation degrades vitamin B12 and folic acid.
- Chile is 4250 km (17.5°S to 56.5°S) long running North-South almost perfectly perpendicular to the Equator.
- Vitamin B12 and folic acid concentrations were measured as part of the Chilean Health Survey.
- Vitamin B12 deficiency is associated with solar radiation and proximity to the Equator.

ACCEPTED MANUSCRIPT