

COVID-19 in children with haematological malignancies

Millen, Gerard Cathal; Arnold, Roland; Cazier, Jean-Baptiste; Curley, Helen; Feltbower, Richard; Gamble, Ashley; Glaser, Adam; Grundy, Richard G; Kirton, Laura; Lee, Lennard Y W; McCabe, Martin G; Palles, Claire; Phillips, Bob; Stiller, Charles A; Varnai, Csilla; Kearns, Pamela

DOI:

[10.1136/archdischild-2021-322062](https://doi.org/10.1136/archdischild-2021-322062)

License:

Creative Commons: Attribution (CC BY)

Document Version

Publisher's PDF, also known as Version of record

Citation for published version (Harvard):

Millen, GC, Arnold, R, Cazier, J-B, Curley, H, Feltbower, R, Gamble, A, Glaser, A, Grundy, RG, Kirton, L, Lee, LYW, McCabe, MG, Palles, C, Phillips, B, Stiller, CA, Varnai, C & Kearns, P 2021, 'COVID-19 in children with haematological malignancies', *Archives of Disease in Childhood*. <https://doi.org/10.1136/archdischild-2021-322062>

[Link to publication on Research at Birmingham portal](#)

General rights

Unless a licence is specified above, all rights (including copyright and moral rights) in this document are retained by the authors and/or the copyright holders. The express permission of the copyright holder must be obtained for any use of this material other than for purposes permitted by law.

- Users may freely distribute the URL that is used to identify this publication.
- Users may download and/or print one copy of the publication from the University of Birmingham research portal for the purpose of private study or non-commercial research.
- User may use extracts from the document in line with the concept of 'fair dealing' under the Copyright, Designs and Patents Act 1988 (?)
- Users may not further distribute the material nor use it for the purposes of commercial gain.

Where a licence is displayed above, please note the terms and conditions of the licence govern your use of this document.

When citing, please reference the published version.

Take down policy




While the University of Birmingham exercises care and attention in making items available there are rare occasions when an item has been uploaded in error or has been deemed to be commercially or otherwise sensitive.

If you believe that this is the case for this document, please contact UBIRA@lists.bham.ac.uk providing details and we will remove access to the work immediately and investigate.



OPEN ACCESS

COVID-19 in children with haematological malignancies

Gerard Cathal Millen ^{1,2}, Roland Arnold,³ Jean-Baptiste Cazier,⁴ Helen Curley,³ Richard Feltbower,⁵ Ashley Gamble,⁶ Adam Glaser,^{5,7} Richard G Grundy,^{6,8} Laura Kirton,¹ Lennard Y W Lee,^{3,9} Martin G McCabe,^{10,11} Claire Palles,³ Bob Phillips ^{12,13}, Charles A Stiller,¹¹ Csilla Varnai ^{3,4}, Pamela Kearns^{1,2}

For numbered affiliations see end of article.

Correspondence to

Dr Gerard Cathal Millen, Cancer Research UK Clinical Trials Unit, University of Birmingham Institute of Cancer and Genomic Sciences, Birmingham, Birmingham, UK; g.millen@nhs.net

ABSTRACT

Background Children with cancer are not at increased risk of severe SARS-CoV-2 infection; however, adults with haematological malignancies have increased risk of severe infections compared with non-haematological malignancies.

Methods We compared patients with haematological and non-haematological malignancies enrolled in the UK Paediatric Coronavirus Cancer Monitoring Project between 12 March 2020 and 16 February 2021. Children who received stem cell transplantation were excluded.

Results Only 2/62 patients with haematological malignancy had severe/critical infections, with an OR of 0.5 for patients with haematological compared with non-haematological malignancies.

Interpretation Children with haematological malignancies are at no greater risk of severe SARS-CoV-2 infection than those with non-haematological malignancies.

INTRODUCTION

Data previously published by our group have suggested that children with cancer are at no greater risk of severe infection with the coronavirus SARS-CoV-2 than other children.¹ The UK Coronavirus Cancer Monitoring Project (UKCCMP) identified that adults with haematological malignancies were more likely to have a severe/critical phenotype than patients with non-haematological malignancies.²

Given that approximately 40% of children with cancer are diagnosed with a haematological malignancy, we performed a sub-analysis on our dataset to examine the severity of SARS-CoV-2 in this population.

METHODS

The UK Paediatric Coronavirus Cancer Monitoring Project (UKPCCMP) is a national database of children less than 16 with an underlying diagnosis of malignancy attending hospital with evidence of COVID-19 infection.¹ The database was designed as a public health surveillance registry to support rapid clinical decision-making, in accordance with the UK Policy Framework for Health and Social Care Research, the UK National Research Ethics Service and the UK Governance Arrangement for Research Ethic Committees. Research Ethics Committee approval was not required, as confirmed

What is already known?

- ▶ Children with cancer are not at increased risk of severe infection with SARS-CoV-2 compared with the normal paediatric population. Adults with haematological malignancies are at increased risk of severe forms of SARS-CoV-2 infection and death compared with adults with other malignancies.

What this study adds?

- ▶ Children with haematological malignancies are not at any increased risk of severe SARS-CoV-2 infection than children with other malignancies. This is clearly different from adult patients and supports the continuation of routine care for these patients.

by the Health Research Authority. Reporting is undertaken by named professionals in all 20 UK paediatric oncology Principal Treatment Centres.

Patients were eligible for inclusion if they had a positive SARS-CoV-2 reverse transcriptase polymerase chain reaction (RT-PCR) test between 12 March 2020 and 16 February 2021 and had an underlying diagnosis of any subtype of haematological malignancy including (but not limited to) all subtypes of leukaemia and lymphoma as well as myelodysplastic syndromes. Patients with other malignancies in the UKPCCMP cohort were used as a comparator. The cohort included both symptomatic and asymptomatic patients screened prior to elective admission to hospital.

Patients who had undergone an allogeneic stem cell transplant were excluded from the database as their information is being reported separately by the European Society for Blood and Marrow Transplantation (<https://www.ebmt.org/covid-19-and-bmt>).

An OR was estimated with 95% CIs to describe the risk of developing a severe/critical phenotype of COVID-19 in the haematological malignancy subgroup compared with the non-haematological malignancy subgroup. The latter group included patients with various CNS tumours, sarcomas, neuroblastomas and other, rarer tumours.



© Author(s) (or their employer(s)) 2021. Re-use permitted under CC BY. Published by BMJ.

To cite: Millen GC, Arnold R, Cazier J-B, *et al*. *Arch Dis Child* Epub ahead of print: [please include Day Month Year]. doi:10.1136/archdischild-2021-322062

Table 1 Demographics and severity of SARS-CoV-2 infection in the UKPCCMP cohort

	UKPCCMP haematological cohort	UKPCCMP non-haematological cohort
Sex		
Male	35 (56%)	34 (71%)
Female	27 (44%)	14 (29%)
Median age (range)		
	7 years, 7 months (4 months to 15 years, 9 months)	3 years, 10 months (1 month to 15 years, 9 months)
Ethnicity		
White	37 (59.7%)	23 (47.9%)
Black	3 (4.8%)	4 (8.3%)
Asian	13 (21%)	8 (16.7%)
Other	3 (4.8%)	4 (8.3%)
Undisclosed	6 (9.7%)	9 (18.8%)
Severity of SARS-CoV-2		
Asymptomatic	19 (30.6%)	17 (35.4%)
Mild	39 (62.9%)	27 (56.2%)
Moderate	2 (3.2%)	1 (2.1%)
Severe	1 (1.6%)	1 (2.1%)
Critical	1 (1.6%)	2 (4.2%)

UKPCCMP, UK Paediatric Coronavirus Cancer Monitoring Project.

RESULTS

Up to 16 February 2021, a total of 110 patients were registered; 62 (56%) had a haematological malignancy. Table 1 shows the demographics and severity of COVID-19 infection in both groups.

In total, 2/62 patients (3.2%) with haematological malignancies had severe/critical infections. Both patients had pre-B acute lymphoblastic leukaemia; one was receiving delayed intensification and the other was receiving blinatumumab for non-remission after induction.

Also, 3/48 patients (6.3%) with non-haematological malignancies had severe/critical infections. One had a hepatoblastoma on a background of chronic lung disease. One patient had an osteosarcoma and was receiving postoperative chemotherapy. The final patient had a refractory stage 4 neuroblastoma.

Most patients with a positive SARS-CoV-2 test and haematological malignancy had acute lymphoblastic leukaemia (ALL) (table 2).

In the UKPCCMP cohort, we did not identify any increased risk of severe/critical infection in children with haematological compared with non-haematological malignancies. The OR for

severe/critical disease in patients with haematological compared with non-haematological disease was 0.50 (95% CI 0.08 to 3.11). Also, 80% of patients in the haematological cohort were receiving their first line of chemotherapy compared with 83% of patients in the non-haematological cohort.

DISCUSSION

In this updated analysis on our initial review of the severity of COVID-19 in children with cancer in the UK, we focus specifically on comparing patients with haematological and non-haematological malignancies.

Since the beginning of the pandemic, a number of groups including our own have published data on the severity of COVID-19 in children with cancer and on the severity of COVID-19 in patients with different haematological malignancies.³⁻⁵ This cohort specifically compares the severity of infection between paediatric patients with haematological and non-haematological malignancies.

The adult UKCCMP reported that patients with haematological malignancies have a significantly higher case-fatality rate than patients with non-haematological malignancies (OR 2.25, 95% CI 1.13 to 4.57).² Similar findings have been reported by other groups.^{6,7}

In our haematological malignancy cohort, there were no deaths related to COVID-19 and only two patients required intensive care support. Also, 31% of patients were asymptomatic and were identified either through targeted screening prior to a general anaesthetic or were admitted for another reason and incidentally found to be SARS-CoV-2 positive. In the non-haematological cohort, 36% were asymptomatic. Thus, there was no evidence of a higher rate of asymptomatic cases in the haematological cohort despite a higher rate of general anaesthetics, suggesting that the estimated OR of 0.50 for developing severe or critical disease was not due to higher rates of detection by asymptomatic screening. In the adult UKCCMP cohort, 119/227 patients with haematological malignancies (52.4%) had severe or critical infections. They had an increased risk of severe/critical infections compared with those with non-haematological malignancies (OR 1.55, 95% CI 1.16 to 2.09).²

Given the OR for severe/critical disease in patients with haematological malignancies compared with non-haematological malignancies was 0.5, there is a possibility that the risk of severe/critical infection may actually be higher in children with non-haematological malignancies, but the small numbers make it difficult to draw any conclusion.

In the UKPCCMP cohort, 63.6% of patients had a mild infection that either did not require admission to hospital or had a short stay with no need for additional therapy such as supplemental oxygen. This figure remains consistent with our previously reported cohort in which 63% of patients had a mild infection, highlighting the stability of the data over time.

Approximately 40% of children diagnosed with cancer across the UK have a haematological malignancy,⁸ but 54% of patients in the UKPCCMP paediatric cohort had a haematological malignancy, 76% of whom had ALL. Treatment for ALL lasts 2-3 years, compared with 6 months of treatment for most other malignancies, resulting in an on-treatment prevalence for ALL that is higher than its incidence. This may partly explain the high proportion of patients with ALL in our cohort. Others have proposed that the relatively greater and more prolonged lymphopenia of patients with haematological malignancies may render them more susceptible to contracting viral infections in general including SARS-CoV-2.⁶

Table 2 Underlying diagnosis of patients with haematological malignancies in the UKPCCMP cohort

Diagnosis	Subtype	Number (%)
Leukaemia		57 (92)
	Acute lymphoblastic leukaemia	48 (77.4)
	Acute myeloid leukaemia	8 (12.9)
	Acute leukaemia, not otherwise specified	1 (1.6)
Lymphoma		5 (8)
	Hodgkin's lymphoma	3 (4.8)
	Burkitt's lymphoma	2 (3.2)

UKPCCMP, UK Paediatric Coronavirus Cancer Monitoring Project.

The major strength of our study is that all principal treatment centres caring for children with cancer in the UK were enrolled. While some patients with positive SARS-CoV-2 PCR results may not have been registered on the UKPCCMP database, rigorous and repeated follow-up with participating centres has ensured near complete capture of childhood cancers attending hospital in the reported timeframe.

The major limitation of our study is the relatively small numbers of patients involved. However, the results shown here are remarkably similar to the data we published for all children with cancer last year. A specific limitation with regard to our haematological cohort is our elective omission of patients who had undergone an allogeneic stem cell transplant as they were being captured by another registry study. This decision does limit our ability to generalise our findings to all patients with haematological malignancies, but the conclusion that paediatric patients with cancer are at no greater risk of severe COVID-19 infection remains relevant for those who have not had an allogeneic transplant. Furthermore, less than 1% of patients with haematological malignancies in the adult UKCCMP cohort had allogeneic stem cell transplants (personal communication). This therefore means that, although we excluded patients who were post-allogeneic transplant from our dataset, the two sets are largely comparable.

CONCLUSION

Our data suggest that children with haematological malignancies who have not had an allogeneic stem cell transplant are not at greater risk of severe infection with SARS-CoV-2 than other children with cancer. This supports the recommendations that children with haematological malignancies need not be considered extremely vulnerable and should continue with standard of care therapy without modification attendant on the SARS-CoV-2 pandemic.

Author affiliations

¹Cancer Research UK Clinical Trials Unit, University of Birmingham Institute of Cancer and Genomic Sciences, Birmingham, UK

²Department of Paediatric Oncology, Birmingham Women's and Children's NHS Foundation Trust, Birmingham, UK

³Institute of Cancer and Genomic Sciences, University of Birmingham, Birmingham, UK

⁴Centre for Computational Biology, University of Birmingham, Birmingham, UK

⁵Leeds Institute for Data Analytics (LIDA), University of Leeds School of Medicine, Leeds, UK

⁶CCLG Executive, Children's Cancer and Leukaemia Group, Leicester, UK

⁷Leeds Institute of Medical Research, University of Leeds, Leeds, UK

⁸School of Medicine, University of Nottingham Children's Brain Tumour Research Centre, Nottingham, UK

⁹Department of Oncology, University of Oxford, Oxford, UK

¹⁰Division of Cancer Sciences, The University of Manchester, Manchester, UK

¹¹National Cancer Registration and Analysis Service, Public Health England, London, UK

¹²Centre for Reviews and Dissemination, University of York Alcuin College, York, UK

¹³Paediatric Oncology, Leeds Children's Hospital, Leeds, UK

Twitter Ashley Gamble @ashleysgamble and Bob Phillips @drbobphillips

Contributors GCM, PK, J-BC and LYWL were involved in the study design. RA, HC, CP and CV provided bio-informatics support. LK provided biostatistical support.

GCM, PK, RF, AsG, AdG, RGG, MGM, CAS and BP formed the steering committee. All authors contributed to the final manuscript and have consented to submit for publication. GM has had full access to the data in the study and final responsibility for the decision to submit for publication.

Funding University of Birmingham provided the database and bio-informatics support, GCM is partially funded by a Cancer Research UK grant (A30259). This paper presents independent research supported by the National Institute for Health Research (NIHR) Birmingham Biomedical Research Centre (Grant Reference Number BRC-1215-20009).

Disclaimer The funder of the study had no role in study design, data collection, data analysis, data interpretation or writing of the report. The views expressed are those of the author(s) and not necessarily those of the NIHR, Public Health England or the Department of Health and Social Care. GCM had full access to all data from the study and had the final responsibility for the decision to submit for publication.

Competing interests None declared.

Patient consent for publication All patient information was de-identified at source by the treating team so consent was not required.

Ethics approval The database was designed as a public health surveillance registry to support rapid clinical decision-making, in accordance with the UK Policy Framework for Health and Social Care Research, the UK National Research Ethics Service and the UK Governance Arrangement for Research Ethics Committees. At an institutional level, this cohort study was approved according to local information governance processes.

Provenance and peer review Not commissioned; externally peer reviewed.

Data availability statement Data are available on reasonable request. The database contains de-identified participant data which are anonymised at source prior to upload. Reasonable requests for data sharing will be considered.

Open access This is an open access article distributed in accordance with the Creative Commons Attribution 4.0 Unported (CC BY 4.0) license, which permits others to copy, redistribute, remix, transform and build upon this work for any purpose, provided the original work is properly cited, a link to the licence is given, and indication of whether changes were made. See: <https://creativecommons.org/licenses/by/4.0/>.

ORCID iDs

Gerard Cathal Millen <http://orcid.org/0000-0003-1446-3228>

Bob Phillips <http://orcid.org/0000-0002-4938-9673>

Csilla Varnai <http://orcid.org/0000-0003-0048-9507>

REFERENCES

- 1 Millen GC, Arnold R, Cazier J-B, *et al*. Severity of COVID-19 in children with cancer: report from the United Kingdom Paediatric Coronavirus Cancer Monitoring Project. *Br J Cancer* 2021;124:754–9.
- 2 Lee LYW, Cazier J-B, Starkey T, *et al*. COVID-19 prevalence and mortality in patients with cancer and the effect of primary tumour subtype and patient demographics: a prospective cohort study. *Lancet Oncol* 2020;21:1309–16.
- 3 Bisogno G, Provenzi M, Zama D, *et al*. Clinical characteristics and outcome of severe acute respiratory syndrome coronavirus 2 infection in Italian pediatric oncology patients: a study from the infectious diseases Working group of the Associazione Italiana di Oncologia E Ematologia Pediatrica. *J Pediatric Infect Dis Soc* 2020;9:530–4.
- 4 Faura A, Rives S, Lassaletta Álvaro, *et al*. Initial report on Spanish pediatric oncologic, hematologic, and post stem cell transplantation patients during SARS-CoV-2 pandemic. *Pediatr Blood Cancer* 2020;67:e28557.
- 5 Ferrari A, Zecca M, Rizzari C, *et al*. Children with cancer in the time of COVID-19: an 8-week report from the six pediatric onco-hematology centers in Lombardia, Italy. *Pediatr Blood Cancer* 2020;67.
- 6 Jee J, Foote MB, Lumish M, *et al*. Chemotherapy and COVID-19 outcomes in patients with cancer. *J Clin Oncol* 2020;38:3538–46.
- 7 Kuderer NM, Choueiri TK, Shah DP, *et al*. Clinical impact of COVID-19 on patients with cancer (CCC19): a cohort study. *Lancet* 2020;395:1907–18.
- 8 CRUK. Children's cancers incidence statistics, 2015. Available: <https://www.cancerresearchuk.org/health-professional/cancer-statistics/childrens-cancers/incidencefiles/686/incidence.html> [Accessed 10 Feb 2021].