

WASP-180Ab

Temple, L. Y.; Hellier, C.; Anderson, D. R.; Barkaoui, K.; Bouchy, F.; Brown, D. J. A.; Burdanov, A.; Cameron, A. Collier; Delrez, L.; Ducrot, E.; Evans, D.; Gillon, M.; Jehin, E.; Lendl, M.; Maxted, P. F. L.; McCormac, J.; Murray, C.; Nielsen, L. D.; Pepe, F.; Pollacco, D.

DOI:

[10.1093/mnras/stz2632](https://doi.org/10.1093/mnras/stz2632)

License:

None: All rights reserved

Document Version

Peer reviewed version

Citation for published version (Harvard):

Temple, LY, Hellier, C, Anderson, DR, Barkaoui, K, Bouchy, F, Brown, DJA, Burdanov, A, Cameron, AC, Delrez, L, Ducrot, E, Evans, D, Gillon, M, Jehin, E, Lendl, M, Maxted, PFL, McCormac, J, Murray, C, Nielsen, LD, Pepe, F, Pollacco, D, Queloz, D, Ségransan, D, Smalley, B, Thompson, S, Triaud, AHMJ, Turner, OD, Udry, S, West, RG & Zouhair, B 2019, 'WASP-180Ab: Doppler tomography of an hot Jupiter orbiting the primary star in a visual binary', *Monthly Notices of the Royal Astronomical Society*. <https://doi.org/10.1093/mnras/stz2632>

[Link to publication on Research at Birmingham portal](#)

Publisher Rights Statement:

Checked for eligibility: 16/10/2019

This article has been accepted for publication in *Monthly Notices of the Royal Astronomical Society* ©: 2019 The Authors. Published by Oxford University Press on behalf of the Royal Astronomical Society. All rights reserved.

General rights

Unless a licence is specified above, all rights (including copyright and moral rights) in this document are retained by the authors and/or the copyright holders. The express permission of the copyright holder must be obtained for any use of this material other than for purposes permitted by law.

- Users may freely distribute the URL that is used to identify this publication.
- Users may download and/or print one copy of the publication from the University of Birmingham research portal for the purpose of private study or non-commercial research.
- User may use extracts from the document in line with the concept of 'fair dealing' under the Copyright, Designs and Patents Act 1988 (?)
- Users may not further distribute the material nor use it for the purposes of commercial gain.

Where a licence is displayed above, please note the terms and conditions of the licence govern your use of this document.

When citing, please reference the published version.

Take down policy

While the University of Birmingham exercises care and attention in making items available there are rare occasions when an item has been uploaded in error or has been deemed to be commercially or otherwise sensitive.

If you believe that this is the case for this document, please contact UBIRA@lists.bham.ac.uk providing details and we will remove access to the work immediately and investigate.

WASP-180Ab: Doppler tomography of an hot Jupiter orbiting the primary star in a visual binary

L.Y. Temple,^{1*} C. Hellier¹, D.R. Anderson¹, K. Barkaoui^{7,2}, F. Bouchy³, D.J.A. Brown^{4,5}, A. Burdanov⁷, A. Collier Cameron⁶, L. Delrez⁸, E. Ducrot⁷, D. Evans¹, M. Gillon⁷, E. Jehin⁷, M. Lendl³, P.F.L. Maxted¹, J. McCormac⁴, C. Murray⁸, L. D. Nielsen³, F. Pepe³, D. Pollacco^{4,5}, D. Queloz⁸, D. Ségransan³, B. Smalley¹, S. Thompson⁸, A.H.M.J. Triaud⁹, O.D. Turner^{3,1}, S. Udry³, R.G. West⁴, B. Zouhair²

¹*Astrophysics Group, Keele University, Staffordshire, ST5 5BG, UK*

²*Oukaïmeden Observatory, High Energy Physics and Astrophysics Laboratory, Cadi Ayyad University, Marrakech, Morocco*

³*Observatoire astronomique de l'Université de Genève 51 ch. des Maillettes, 1290 Sauverny, Switzerland*

⁴*Department of Physics, University of Warwick, Gibbet Hill Road, Coventry, CV4 7AL, UK*

⁵*Centre for Exoplanets and Habitability, University of Warwick, Gibbet Hill Road, Coventry CV4 7AL, UK*

⁶*SUPA, School of Physics and Astronomy, University of St. Andrews, North Haugh, Fife, KY16 9SS, UK*

⁷*Space sciences, Technologies and Astrophysics Research (STAR) Institute, Université de Liège, Allée du 6 Août 17, 4000 Liège, Belgium*

⁸*Cavendish Laboratory, J J Thomson Avenue, Cambridge, CB3 0HE, UK*

⁹*School of Physics & Astronomy, University of Birmingham, Edgbaston, Birmingham, B15 2TT, UK*

Accepted XXX. Received YYY; in original form ZZZ

ABSTRACT

We report the discovery and characterisation of WASP-180Ab, a hot Jupiter confirmed by the detection of its Doppler shadow and by measuring its mass using radial velocities. We find the $0.9 \pm 0.1 M_{\text{Jup}}$, $1.24 \pm 0.04 R_{\text{Jup}}$ planet to be in a misaligned, retrograde orbit around an F7 star with $T_{\text{eff}} = 6500$ K and a moderate rotation speed of $v \sin i_{\star} = 19.9 \text{ km s}^{-1}$. The host star is the primary of a $V = 10.7$ binary, where a secondary separated by $\sim 5''$ (~ 1200 AU) contributes $\sim 30\%$ of the light. WASP-180Ab therefore adds to a small sample of transiting hot Jupiters known in binary systems. A 4.6-day modulation seen in the WASP data is likely to be the rotational modulation of the companion star, WASP-180B.

Key words: techniques: spectroscopic – techniques: photometric – planetary systems – stars: rotation

1 INTRODUCTION

In the age of high resolution spectrographs, the possibilities for detailed characterisation of exoplanets are expanding. We are able to map the motion of a hot Jupiter across the disc of its host star as it transits, via a method called Doppler tomography. This method consists of the direct detection of distortions to stellar line profiles that occur due to the occultation of a portion of the stellar disc by a smaller orbiting body, a phenomenon called the Rossiter-McLaughlin (RM) effect (e.g. Collier Cameron et al. 2010; Siverd et al. 2018; ?). In mapping the motion of this distortion as a function of phase, it is possible to determine the current projected

spin-orbit misalignment angle, λ , measured as the apparent angle between the stellar rotation axis and the normal to the orbital plane of the planet. Knowledge of λ gives insight to the dynamical history of the system. Doppler tomography is especially suited to hotter targets which elude radial velocity characterisation due to a lack of spectral lines. It can also reveal the effects of internal stellar motions on the surface of a star, such as differential rotation and convection (Cegla et al. 2016b) and stellar pulsations (see, e.g. Temple et al. 2017).

In this work we present a newly discovered hot Jupiter, WASP-180Ab, transiting the primary star of a visual binary in a misaligned, retrograde orbit.

This discovery may be in line with theories surrounding Lidov-Kozai oscillations being responsible for the high obliqu-

* E-mail: l.y.temple@keele.ac.uk

uities seen in some hot-Jupiter systems (e.g. [Anderson et al. 2016](#); [Storch et al. 2017](#)). It has long been theorized that a distant stellar companion can induce such oscillations in a Jupiter’s orbit, leading to high-eccentricity migration of the planet which produces a misaligned, short-period orbit. This would then be followed by realignment of the host star with the planet’s orbit via tidal dissipation, an effect that would be less efficient for stellar hosts lacking convective envelopes, and thus this theory is consistent with the observed tendency of systems with stars hotter than ~ 6250 K being more likely to have planetary orbits which are misaligned with respect to the stellar rotation axis ([Winn et al. 2010](#); [Albrecht et al. 2012](#)).

Through the works of [Ngo et al. \(2015\)](#); [Piskorz et al. \(2015\)](#); [Ngo et al. \(2016\)](#); [Evans et al. \(2018\)](#), for example, we now know that a large portion of the known planet population consists of systems containing lower mass stellar companions, with [Ngo et al. \(2016\)](#) concluding that $47\% \pm 7\%$ of hot Jupiters have stellar companions at separations of 50–2000 AU. Meanwhile, [Evans et al. \(2018\)](#) show that there is a dearth of planets in wide binary systems with stars of similar mass. It should be noted, however, that this finding is at least partially a selection bias: in systems with stars of similar mass and thus brightness, as in the case of WASP-180, the light from the planet hosting star is significantly diluted in the light of the other star, reducing the apparent transit depth and making detection via the transit method more difficult. Now, WASP-180Ab adds to a small group of known hot Jupiters in near-equal mass stellar binaries.

2 DATA AND OBSERVATIONS

WASP-180 is a known binary, listed as WDS 08136-0159 in the Washington Double Star Catalogue ([Mason et al. 2001](#)), with the two stars having *Gaia* magnitudes of 10.9 and 11.8. *Gaia* DR2 confirms the two stars to have the same parallax and proper motions, and we calculate the angular separation to be $4.854''$ ([Gaia Collaboration et al. 2016, 2018](#)). This separation is sufficient to avoid contamination in high-resolution spectroscopic observations of the system.

We observed WASP-180A from November 2009 to March 2012 using the SuperWASP-North telescope ([Pollacco et al. 2006](#)) located at the Roque de los Muchachos Observatory in La Palma, as well as the WASP-South telescope ([Hellier et al. 2011](#)) located at the South African Astronomical Observatory (SAAO). The data contains light from both WASP-180A and WASP-180B.

Upon detecting a 3.4-d transit-like signal in the WASP data we obtained focused photometry with TRAPPIST-South ([Jehin et al. 2011](#)), resolving the two stars. These data were sufficient to show that the transit is of the brighter of the two stars, WASP-180A, but were otherwise of low quality and so we exclude the lightcurve from further analysis.

We proceeded to obtain radial velocity (RV) measurements with the Euler/CORALIE ([Queloz et al. 2001](#)) spectrograph. WASP-180A is a fast rotating F star with broad lines giving large RV errors, so the CORALIE RVs ruled out a stellar-mass transit mimic, but were not sufficient to give a measurement of the planet’s mass. Thus we attempted Doppler tomography of a transit on the night of 2018 January 5 using the ESO 3.6-m/HARPS spectrograph

Table 1. Details of the photometric and spectroscopic observations of WASP-180Ab carried out for this work.

Telescope/Instrument	Date	Notes
WASP-North	2009–2011	8329 points
WASP-South	2011–2012	4359 points
TRAPPIST-South	2018 Jan 5	z’. 10s exp.
TRAPPIST-North	2018 Jan 12	z’. 11s exp.
SPECULOOS-Callisto	2018 Jan 22	z’. 8s exp.
ESO 3.6-m/HARPS	2018 Jan 5	21 spectra through transit
Euler/CORALIE	2015–2018	9 RVs
ESO 3.6-m/HARPS	2018 Mar	6 RVs

([Pepe et al. 2002](#)). Due to an auto-guiding issue three of the spectra obtained were of low signal-to-noise and were therefore discarded. Simultaneously during this transit we observed the lightcurve using TRAPPIST-South, using an aperture including both stars.

After tomographic confirmation of the planet we observed further follow-up lightcurves also using apertures including both stars. These were taken with TRAPPIST-North ([Barkaoui et al. 2017, 2019](#)) at the Oukaimden Observatory in Morocco and the SPECULOOS-Callisto telescope ([Burdanov et al. 2018](#)) at ESO Paranal Observatory. We also obtained 6 more RVs with HARPS to constrain the planet’s mass. Details of the observations used in this work are provided in Table 1.

The RV measurements corresponding to each of the spectra obtained are listed in Table 2 with the corresponding bisector span (BS) measurements. These were measured from cross-correlation functions (CCFs) computed by cross-correlating the spectra using a mask matching a G2 spectral type, over a wide correlation window covering -320 km s $^{-1}$ to 380 km s $^{-1}$.

3 SPECTRAL ANALYSIS

We analysed a median-stacked HARPS spectrum created from the 18 HARPS spectra taken on the night of 2018 Jan 5, to obtain stellar parameters. We follow the methods of [Doyle et al. \(2013\)](#) to measure $T_{\text{eff}} = 6500 \pm 150$ K and $\log g_* = 4.5 \pm 0.2$ dex. We measure $v \sin i_* = 18.3 \pm 1.1$ km s $^{-1}$ by assuming a microturbulence value of $v_{\text{mic}} = 1.5$ km s $^{-1}$ from the calibration of [Bruntt et al. \(2010\)](#) and a macro-turbulence value of 5.8 km s $^{-1}$ extrapolated from the calibrations of [Doyle et al. \(2014\)](#), which is valid for stars up to 6400 K. We also measure the metallicity as $[\text{Fe}/\text{H}] = 0.09 \pm 0.19$, and finally, use the MKCLASS program ([Gray & Corbally 2014](#)) to obtain a spectral type of F7 V.

4 THE DISTANT CO-MOVING COMPANION

The average parallax of WASP-180 measured by *Gaia* DR2 is 3.885 mas and the angular separation is $4.854''$, which indicates a projected binary separation of ~ 1200 AU. This would imply an orbit of $\sim 30\,000$ yrs, which is compatible with the fact that no significant change in separation or

Table 2. RV measurements for WASP-180A taken using the CORALIE and HARPS spectrographs for this work. The values in italics are of low signal-to-noise due to an auto-guiding issue during observation.

BJD _{TDB}	RV	σ_{RV}	BS	σ_{BS}
-2,450,000	(km s ⁻¹)	(km s ⁻¹)	(km s ⁻¹)	(km s ⁻¹)
CORALIE:				
7092.644031	28.96	0.05	-0.18	0.10
7697.849714	28.96	0.06	0.01	0.12
7751.760876	29.02	0.06	-0.29	0.12
8077.824503	28.76	0.04	-0.12	0.08
8079.836204	28.90	0.05	-0.21	0.10
8094.796351	28.65	0.04	-0.00	0.08
8140.848419	28.90	0.06	-0.15	0.12
8212.592949	29.06	0.06	-0.11	0.12
8222.600891	28.95	0.07	-0.16	0.14
HARPS:				
8198.604103	29.02	0.02	-0.25	0.04
8199.643111	28.85	0.02	-0.04	0.04
8201.610172	29.01	0.02	-0.07	0.04
8202.589668	29.01	0.02	-0.06	0.04
8203.572959	28.87	0.02	-0.19	0.04
8204.571804	28.91	0.02	-0.01	0.04
HARPS (2018 Jan 05):				
8124.596974	28.99	0.02	-0.23	0.04
8124.607854	29.05	0.02	-0.21	0.04
8124.618421	28.98	0.02	-0.17	0.04
8124.629200	28.96	0.02	-0.15	0.04
8124.640806	28.90	0.02	-0.11	0.04
8124.650841	28.76	0.02	0.03	0.04
8124.661525	28.76	0.02	0.22	0.04
8124.672312	28.81	0.02	0.17	0.04
8124.683285	28.91	0.02	-0.12	0.04
8124.693748	29.02	0.02	-0.31	0.04
8124.704420	29.10	0.02	-0.48	0.04
8124.715299	29.20	0.03	-0.75	0.06
8124.725971	29.16	0.03	-0.63	0.06
<i>8124.736434</i>	<i>29.02</i>	<i>0.04</i>	<i>0.10</i>	<i>0.08</i>
<i>8124.746794</i>	<i>29.16</i>	<i>0.04</i>	<i>-0.03</i>	<i>0.08</i>
<i>8124.758090</i>	<i>28.35</i>	<i>0.05</i>	<i>-1.30</i>	<i>0.10</i>
8124.770313	28.91	0.02	-0.18	0.04
8124.780059	28.95	0.02	-0.22	0.04
8124.790510	28.91	0.02	-0.19	0.04
8124.801182	28.88	0.02	-0.22	0.04
8124.812062	28.91	0.03	-0.18	0.06

position angle is seen in measurements taken over a period of 120 years, as listed in the WDS.

4.1 Correcting for dilution

Our photometry of WASP-180 was all extracted from an aperture including both A and B components. Thus we need to correct the lightcurves for dilution. We deduced correction factors in the different bands of SDSS *z* and Johnson *V*, the latter of which was used as an approximation for the WASP data. These are estimated from deducing the effective temperatures of the two stars from available photometry, as follows.

We fitted T_{eff} , $\log g_*$, and $[\text{Fe}/\text{H}]$ by comparing resolved catalogue photometry to the synthetic photometry of Casagrande & VandenBerg (2014, 2018) which uses the

Table 3. Third light dilution factors and stellar flux ratios obtained for WASP-180.

Passband	Third Light	Flux Ratio
SDSS <i>z</i>	0.325 ± 0.007	0.48 ± 0.01
Johnson <i>V</i>	0.260 ± 0.006	0.351 ± 0.008

MARCS stellar models of Gustafsson et al. (2008). The stars were assumed to have identical $[\text{Fe}/\text{H}]$. Interstellar reddening was found to be poorly constrained by the photometry, and was instead fixed at $E(B-V) = 0.01$, derived from the 3D dust map of Green et al. (2014, 2015), adopting the closest reliable reddening measurements in the map, at approximately 400 pc. The choice of distance does not significantly affect the results, with the full line-of-sight reddening out to 8 kpc being $E(B-V) = 0.02 \pm 0.02$. Resolved photometry was found in PANSTARRS-1 (grizy Chambers et al. 2016), CMC15 (*r'* Niels Bohr Institute et al. 2014), DENIS (IJK Epchtein et al. 1997), and 2MASS (JHK Cutri et al. 2003). The PANSTARRS-1 catalogue does not include uncertainties for the measurements, and so a conservative uncertainty of 0.1 mag was assigned to all measurements in that catalogue.

Stellar parameters were derived by least-squares minimisation to find the minimum χ^2 , and uncertainties were determined by perturbing each parameter separately until a $\delta\chi^2$ of 1 was reached. We found $\log g_*$ to be poorly constrained by the photometry, with the entire range of the synthetic photometry grids ($3.0 \leq \log g_* \leq 5.0$) failing to give $\delta\chi^2 > 1$. Temperatures of 6540_{-30}^{+80} K and 5430_{-25}^{+30} K were obtained for the A and B components respectively, as well as a joint $[\text{Fe}/\text{H}]$ value of $0.0_{-0.5}^{+0.1}$. The fitting was also repeated four further times, excluding each of the four photometric catalogues (PANSTARRS-1, CMC15, DENIS, 2MASS) in turn. The mean and standard deviation of the parameters from these four additional fits are $T_A = 6521 \pm 56$ K, $T_B = 5425 \pm 17$ K, and $[\text{Fe}/\text{H}] = -0.01 \pm 0.01$: in good agreement with the full fit, indicating that none of the four photometric surveys is significantly biased. The values of T_A we obtain are consistent with the value of T_{eff} from the spectral analysis (Sec. 3).

Using the stellar parameters from the full fit, and a fixed $\log g_*$ of 4.5 (consistent with spectral analysis), flux ratios were estimated from the synthetic photometry for the *z'* and *V* bands. The fraction of light contributed by the secondary star was calculated, and thus the light curves corrected for the dilution of the planetary transit. The third light values and stellar flux ratios we obtained are given in Table 3.

4.2 IRFM analysis

We use the InfraRed Flux Method (IRFM Blackwell & Shallis 1977) to derive stellar angular diameters and IR temperatures for WASP-180A and WASP-180B. The IRFM makes use of the insensitivity of stellar surface flux to T_{eff} at IR wavelengths to determine T_{eff} from the ratio of total integrated flux to monochromatic flux, and thus measure the angular diameter of a star. We combine the angular diameters with the *Gaia* DR2 parallaxes for the two stars, applying the correction to *Gaia*

Table 4. The results of the rotational modulation search of the WASP photometry of WASP-180. The strongest peak in the periodogram for the first set of data lies at $P_{\text{mod}}/2$ (see Fig. 1). The additional peaks around 1–2 days are ascribed to a combination of harmonics of the rotation period and 1-day aliases.

Dates (HJD–2450000)	No. pts	Period (days)	Amplitude (mag)	False Alarm Probability
5155–5272	3660	2.28	0.004	0.064
5520–5623	3744	4.68	0.003	0.099
5899–6018	3171	4.53	0.004	< 0.001

DR2 parallaxes suggested by [Stassun & Torres \(2018\)](#), to estimate their radii. We calculate $R_{\star,A} = 1.17 \pm 0.08 R_{\odot}$ and $R_{\star,B} = 1.07 \pm 0.06 R_{\odot}$.

4.3 Rotational modulation search

We perform a search of the WASP photometry following the method of [Maxted et al. \(2011\)](#), looking for rotational modulation or pulsation signals with frequencies of 0–1 cycles day^{-1} . The data were split into three parts according to the observing season and camera used. We find a signal with an average amplitude of ~ 0.004 mag and an average period of 4.57 ± 0.05 days. The strongest peak in the first set of data lies at half the modulation period P_{mod} . The last set of data contained the clearest signal, and so was given double weight when computing the average. We display the periodograms for each set of data in Fig. 1, and give the individual best-fit amplitudes and periods in Table 4.

Using the measured $v \sin i_{\star}$ from spectral analysis ($18.3 \pm 1.1 \text{ km s}^{-1}$) and the adopted stellar radius from the combined analysis ($1.19 \pm 0.06 R_{\odot}$), we obtain an upper limit on the rotation period of WASP-180A, finding $P_{\text{rot}} < 3.3$ days. This compares with the modulation period of ~ 4.6 days, implying that the signal does not originate from rotational modulation in WASP-180A.

The co-moving companion star WASP-180B contributes $\sim 30\%$ of the total flux, and so the true amplitude of the signal if originating from the secondary would be $\sim 1\%$, which is consistent with spot modulation on a fast-rotating late-type star. *Gaia* DR2 does not find any other close neighbours which may contribute to the total flux. Thus we believe the signal to belong to the visual companion star, which has a temperature of 5430^{+30}_{-25} K. A rotation period of 4.6 days is fairly rapid for a star of $T_{\text{eff}} = 5430^{+30}_{-25}$ K, which may imply a young age for the system, consistent with our BAGEMASS analysis in Section 6.

5 COMBINED MCMC ANALYSIS

We use a Markov Chain Monte Carlo (MCMC) approach to fit the combined photometric and radial velocity data, as well as investigate the RM effect. We follow methods very similar to [Temple et al. \(2018\)](#); ? , whereby we conduct both an RM analysis and a tomographic analysis and adopt the better-constrained solution. The RM analysis involves detecting the line-profile distortions as an apparent overall shift in radial velocity measurements (e.g. [TriAUD 2017](#)), whereas the tomographic analysis requires one to directly

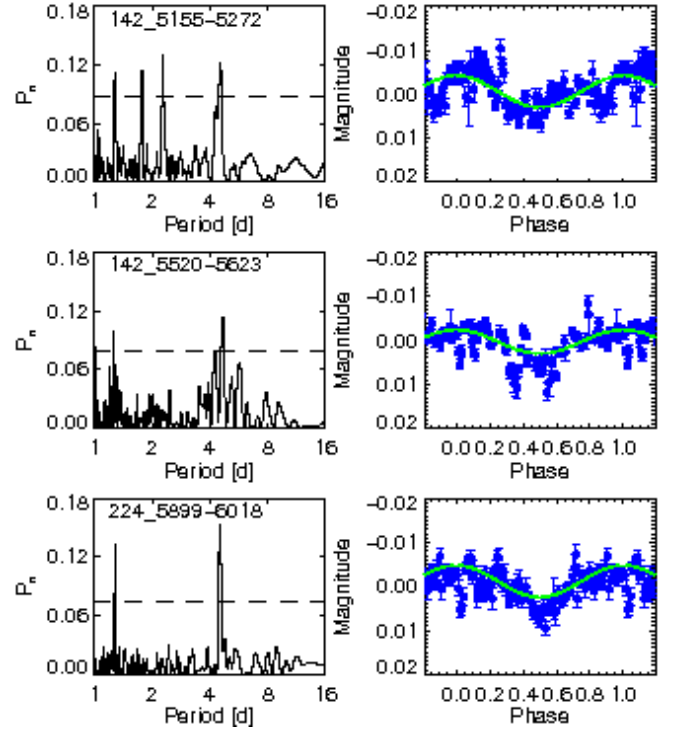


Figure 1. Results of the rotational modulation search of the WASP photometry of WASP-180. The three rows show the periodogram (left) and phase-folded light curve (right) for each chunk of data, displayed in the same order as they are listed in Table 4. The horizontal dashed line in each of the periodograms corresponds to a confidence level of 99%.

map the motion of the distortion caused by the occulting body across the line profiles as a function of phase (e.g. [Brown et al. 2017](#); [Temple et al. 2017](#)).

The code we use is described by [Collier Cameron et al. \(2007\)](#); [Pollacco et al. \(2008\)](#); [Collier Cameron et al. \(2010\)](#). The combined photometric and RV fitting determines the orbital period P , the epoch of mid-transit T_C , the planet-to-star area ratio $(R_p/R_{\star})^2$, the transit duration T_{14} , the impact parameter b , the stellar reflex velocity semi-amplitude K_1 and the barycentric system velocity γ . We use the value of T_{eff} obtained in the dilution correction as input, and interpolate four-parameter limb darkening coefficients from the [Claret \(2000, 2004\)](#) tables in each step using the current value of T_{eff} . We use the stellar radius obtained in Sec. 4.2 ($1.17 \pm 0.08 R_{\odot}$) as a prior to constrain stellar parameters. In the fit we present we have assumed that the orbit is circular, as one would expect a hot Jupiter to circularise on a timescale shorter than its lifetime ([Pont et al. 2011](#)). However, a further fit was carried out to test this assumption, leading to an upper limit of $e < 0.27$ (95% confidence). We display the photometry and best-fit transit model in Fig. 2.

The RM fit and Doppler tomography give values for $v \sin i_{\star}$, λ and the system γ -velocity. We use the calibrations of [Hirano et al. \(2011\)](#) to fit the RM effect. For Doppler tomography, we assume a Gaussian profile for the perturbation to the stellar-line profiles and fit the intrinsic Full-Width at Half-Maximum (FWHM) of the perturbation, v_{FWHM} . Both methods also provide an additional constraint on the im-

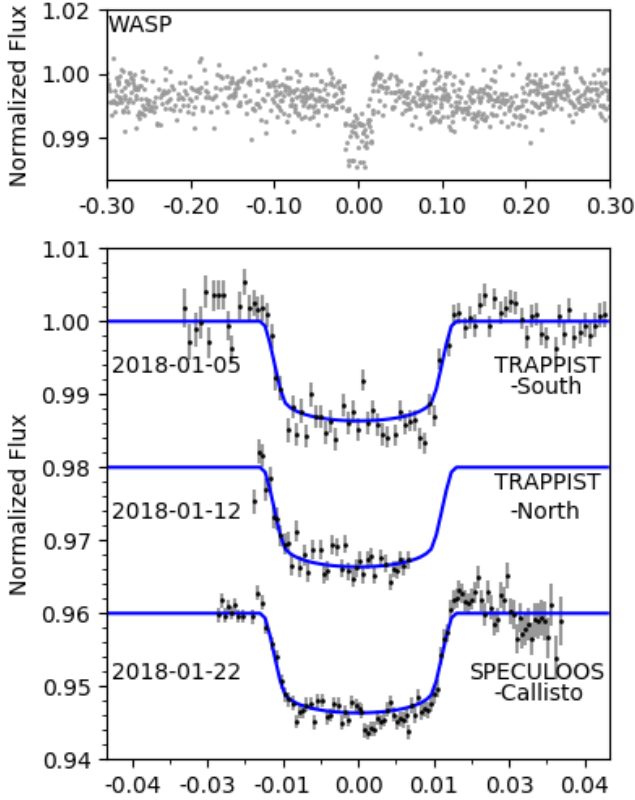


Figure 2. The WASP discovery photometry (top) and follow-up transit lightcurves (bottom) with the best-fitting model shown in blue. (see Section 5). The data for the three follow-up lightcurves, prior to the dilution correction, are available online as supporting material.

pact parameter b , although the tomographic method fits this quantity more directly. We estimate the start value for γ by fitting a Gaussian profile to the CCFs. We also apply the spectral $v \sin i_{\star}$ as a prior in both fitting modes.

We find that the tomographic method was better able to constrain $v \sin i_{\star}$ and λ . In the RM fit, the value of $v \sin i_{\star}$ was less constrained, even when using the spectral $v \sin i_{\star}$ as a prior. Thus we adopt the solution to the fit including Doppler tomography. We give the solutions for both methods in Table 5. The RV measurements used in this analysis and the best-fit RV and RM models are displayed in Fig. 3.

Figure 4 shows the tomographic dataset used in this analysis. We have subtracted an average of the out-of-transit CCFs in the dataset from each CCF in order to display the residual bump due to the planet transit. The planet signal is strong and clear, moving in a retrograde direction. Due to excluding three of the CCFs (having low signal-to-noise) we are missing the transit egress. We also show the simultaneous photometric observation in Fig. 4 and a residuals plot produced by subtracting the planet model from the tomographic data.

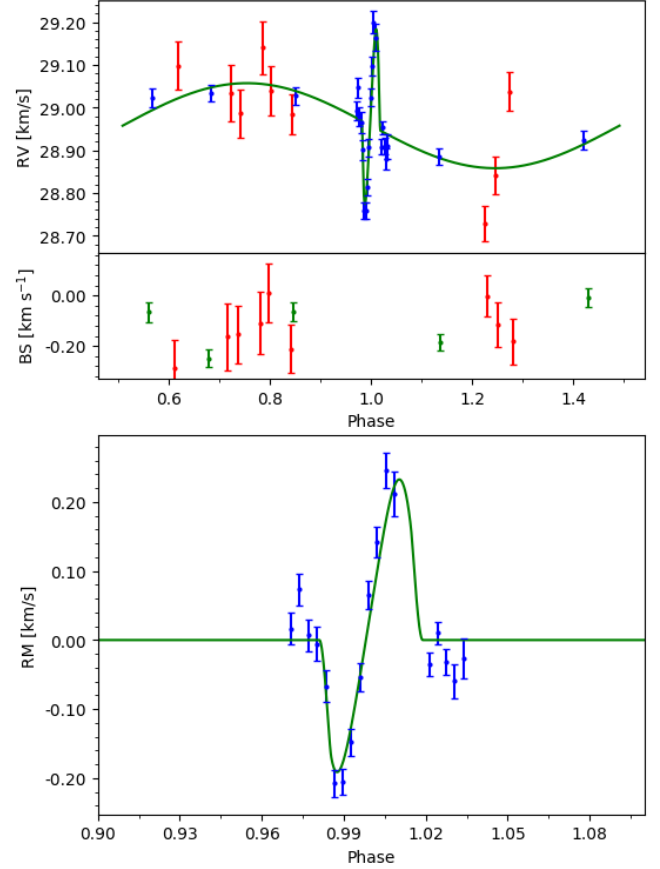


Figure 3. Top: All RV measurements of WASP-180A used in this work together with the best-fit model shown in green. The red points are CORALIE measurements and the blue points are HARPS measurements. Middle: the bisector (BS) measurements corresponding to the RVs in the top panel. Bottom: The RV measurements taken during transit and best-fit RM model.

6 SYSTEM AGE DETERMINATION

We used the open source software BAGEMASS¹ to determine the age of the system following a Bayesian approach as described by Maxted et al. (2015). BAGEMASS takes constraints on the stellar temperature, density and metallicity to fit the age, mass and initial metallicity of a star using the GARSTEC stellar evolution code (Weiss & Schlattl 2008). We set $T_{\text{eff}} = 6500 \pm 150$ K and $[\text{Fe}/\text{H}] = 0.09 \pm 0.19$ (from spectral analysis) and $\rho_{\star}/\rho_{\odot} = 0.83 \pm 0.01$ (from photometry), and use different combinations of mixing lengths and He abundances. We find that the best-fitting parameter set was obtained when using a solar He abundance and mixing length, and thus adopt that solution. We give this solution in Table 6 while displaying the evolutionary tracks, isochrones and the distribution of explored values for this fit in Fig. 5. We find WASP-180A to be consistent with being on the main sequence, with an age of 1.2 ± 1.0 Gyr. From the best-fit evolutionary tracks we determine the expected main sequence lifetime of the star, taken to be the point at

¹ <http://sourceforge.net/projects/bagemass>

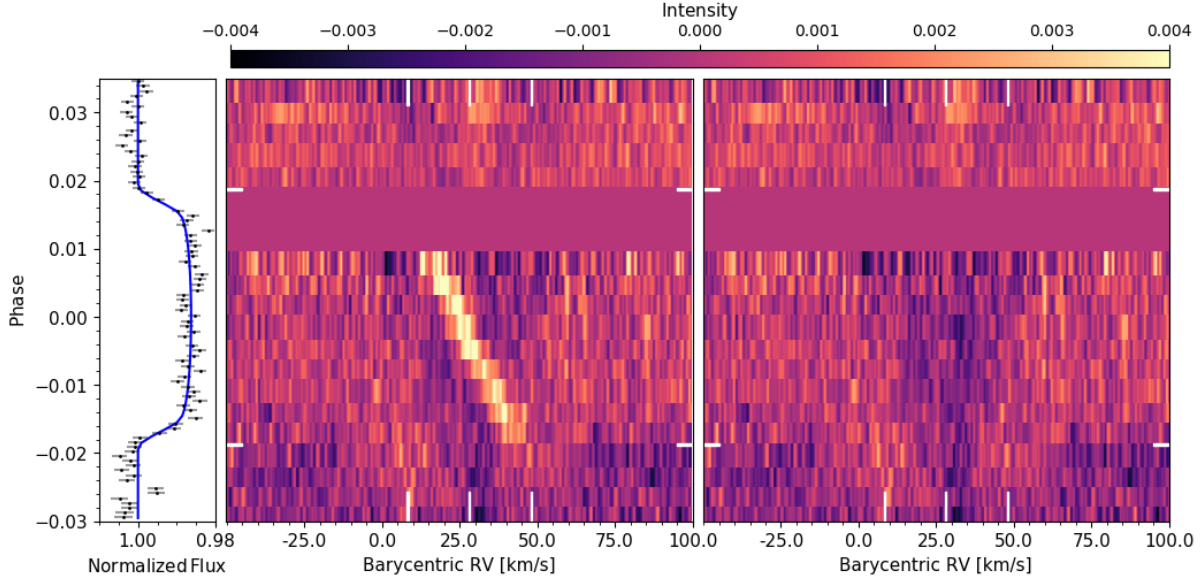


Figure 4. The Doppler tomogram for WASP-180Ab, showing the strong retrograde planet trace (middle) and simultaneous photometric observation alongside (left). The right-hand panel shows the residuals remaining after subtracting the fit to the perturbation due to the planet (see Section 5). The white vertical dashes in the centre and right-hand panels mark the positions of γ and $\gamma \pm v \sin i_{\star}$ while the white horizontal dashes indicate the times of 1st and 4th contacts of the planet.

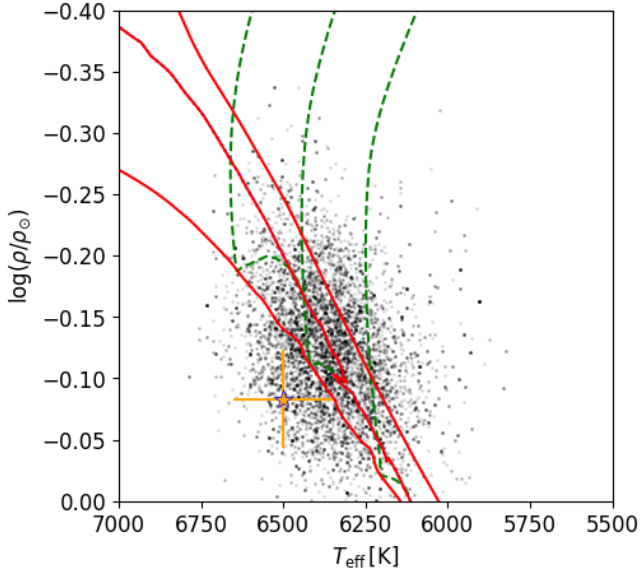


Figure 5. The best fitting evolutionary tracks and isochrones of WASP-180A obtained using BAGEMASS. Black points: individual steps in the MCMC. Dotted blue line: Zero-Age Main Sequence (ZAMS) at best-fit $[\text{Fe}/\text{H}]$. Green dashed lines: evolutionary track for the best-fit $[\text{Fe}/\text{H}]$ and mass, plus 1σ bounds. The lower-limit evolutionary track lies on top of the ZAMS, making it difficult to see. The Red lines: isochrone for the best-fit $[\text{Fe}/\text{H}]$ and age, plus 1σ bounds. Orange star: measured values of T_{eff} and ρ_{\star} for WASP-180A obtained in the spectral and photometric analyses respectively.

which WASP-180A has depleted all hydrogen in the core, is $4.17^{+0.09}_{-0.71}$ Gyr.

We also extract stellar isochrones from Marigo et al. (2017) for stellar ages in the range 10^8 – 5×10^9 yr, using

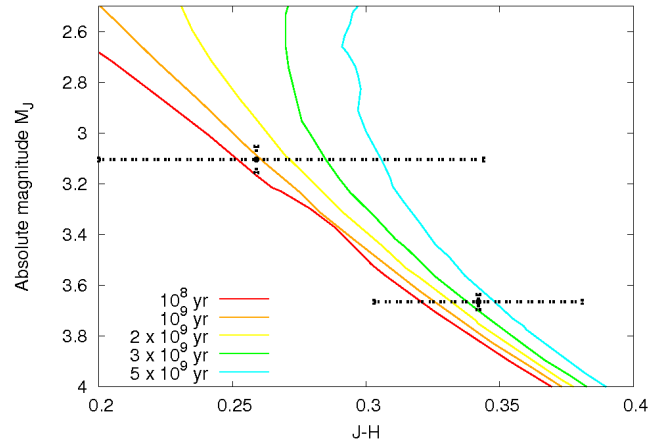


Figure 6. A colour-magnitude diagram showing the positions of WASP-180A and its comoving companion star with respect to isochrones from Marigo et al. (2017) for the ages 0.1, 1, 2, 3 and 5 Gyr ($Z = 0.024 \sim [\text{Fe}/\text{H}] = 0.09$, $Y = 0.27$).

the metallicity from spectral analysis ($[\text{Fe}/\text{H}] \sim 0.09$) to estimate appropriate mass fractions, obtaining $Z = 0.024$ and $Y = 0.27$. These are displayed on a colour-magnitude diagram in Fig. 6 along with the positions of WASP-180A and WASP-180B. The position of WASP-180A implies a system age of ~ 1 Gyr while the position of WASP-180B implies an age close to ~ 3 Gyr. The positions of WASP-180A and WASP-180B in Fig. 6 imply approximate stellar masses of $\sim 1.3 M_{\star}$ and $\sim 1.0 M_{\star}$ respectively, leading to a mass ratio of $M_{\star,B}/M_{\star,A} \approx 0.77$.

Table 5. All system parameters obtained for WASP-180 in this work. The quantities marked with * were used as priors in the combined MCMC analysis described in Section 5.

<i>Stellar system</i>					
WASP-180A aliases:	1SWASP J081334.15–015857.9	2MASS 08133416–0158579	TIC ID:178367144		
WASP-180A Coordinates:	RA = 08 ^h 13 ^m 34.15 ^s Dec = –01°58′57.9″ (J2000)				
Magnitude measurements:					
	WASP-180A	WASP-180B			
<i>B</i> (ucac4rpm)	11.221 ± 0.3	12.732 ± 0.3			
<i>V</i> (ucac4rpm)	10.682 ± 0.3	12.041 ± 0.3			
<i>g</i> ′ (Pan-STARRS)	10.96 ± 0.3	12.336 ± 0.3			
<i>r</i> ′ (Pan-STARRS)	10.791 ± 0.3	11.887 ± 0.3			
<i>i</i> ′ (Pan-STARRS)	10.786 ± 0.3	11.713 ± 0.3			
<i>z</i> ′ (Pan-STARRS)	10.836 ± 0.3	11.637 ± 0.3			
<i>G</i> (Gaia DR2)	10.9134 ± 0.0007	11.7712 ± 0.0008			
<i>J</i> (2MASS)	10.11 ± 0.05	10.68 ± 0.03			
<i>SED analysis</i>					
<i>T</i> _{eff}	6540 ⁺⁸⁰ _{–30} K*	5430 ⁺³⁰ _{–25} K			
[Fe/H]	0.0 ^{+0.1} _{–0.5}	0.0 ^{+0.1} _{–0.5}			
<i>IRFM, distance and proper motions</i>					
<i>T</i> _{eff}	6530 ± 190 K	5450 ± 130 K			
θ	0.040 ± 0.002 mas	0.038 ± 0.004 mas			
<i>Gaia</i> DR2 Proper Motions:					
RA	–14.05 ± 0.09 mas yr ^{–1}	–12.7 ± 0.2 mas yr ^{–1}			
DEC	–3.17 ± 0.06 mas yr ^{–1}	–2.7 ± 0.1 mas yr ^{–1}			
<i>Gaia</i> DR2 Parallax	3.909 ± 0.052 mas	3.862 ± 0.073 mas			
<i>R</i> _★	1.17 ± 0.08 <i>R</i> _☉ *	1.07 ± 0.06 <i>R</i> _☉			
<i>Stellar parameters of WASP-180A from spectral analysis:</i>					
Parameter (Unit)	Value	Parameter (Unit)	Value		
<i>T</i> _{eff} (K)	6500 ± 150	<i>v</i> sin <i>i</i> _★ (km s ^{–1})	18.3 ± 1.1*		
log <i>g</i> _*	4.5 ± 0.2	[Fe/H]	0.09 ± 0.19		
<i>v</i> _{mac}	5.8	Spectral type	F7 V		
<i>v</i> _{mic}	1.5		–		
<i>Parameters from combined analyses:</i>					
Parameter (Unit)	DT Value (adopted):	RM Value:	Parameter (Unit)	DT Value (adopted):	RM Value:
<i>P</i> (d)	3.409264 ± 0.000001	3.409265 ± 0.000001	<i>T</i> _{eff} (K)	6600 ± 200	6600 ± 100
<i>T</i> _c (BJD _{TDB})	2457763.3150 ± 0.0001	2457763.3148 ± 0.0003	[Fe/H]	0.1 ± 0.2	0.1 ± 0.2
<i>T</i> ₁₄ (d)	0.1299 ± 0.0004	0.1285 ± 0.0009	<i>M</i> _P (<i>M</i> _{Jup})	0.9 ± 0.1	0.9 ± 0.2
<i>T</i> ₁₂ = <i>T</i> ₃₄ (d)	0.0141 ± 0.0002	0.0145 ± 0.0008	<i>R</i> _P (<i>R</i> _{Jup})	1.24 ± 0.04	1.28 ± 0.09
<i>R</i> _P ² / <i>R</i> _★ ²	0.0123 ± 0.0002	0.0125 ± 0.0002	log <i>g</i> _P (cgs)	3.12 ± 0.05	3.10 ± 0.06
<i>b</i>	0.29 ± 0.02	0.34 ± 0.06	ρ _P (ρ _J)	0.46 ± 0.05	0.43 ± 0.07
<i>i</i> (°)	88.1 ± 0.1	87.8 ± 0.4	<i>K</i> ₁ (km s ^{–1})	0.10 ± 0.01	0.10 ± 0.01
<i>a</i> (AU)	0.048 ± 0.001	0.049 ± 0.004	<i>T</i> _{P,A=0} (K)	1540 ± 40	1560 ± 40
<i>M</i> _* (<i>M</i> _☉)	1.3 ± 0.1	1.3 ± 0.3	<i>v</i> sin <i>i</i> _★ (km s ^{–1})	19.9 ± 0.6	20.8 ± 1.5
<i>R</i> _* (<i>R</i> _☉)	1.19 ± 0.06	1.17 ± 0.08	λ (°)	–157 ± 2	–162 ± 5
log <i>g</i> _* (cgs)	4.42 ± 0.01	4.42 ± 0.04	γ (km s ^{–1})	28.9 ± 0.1	29.0 ± 0.1
ρ _* (ρ _☉)	0.83 ± 0.01	0.82 ± 0.06	<i>v</i> _{FWHM} (km s ^{–1})	7.9 ± 0.2	–

7 CONCLUSIONS AND DISCUSSION

WASP-180Ab is a $0.9 \pm 0.1 M_{\text{Jup}}$, $1.24 \pm 0.04 M_{\text{Jup}}$ hot Jupiter orbiting an F7 V star with $T_{\text{eff}} = 6500$ K and $v \sin i_{\star} = 19.9 \text{ km s}^{-1}$. The planet’s large radius is in line with the expectation for a Jovian-mass planet in a close orbit around a fairly hot star to be inflated due to the high level of irradiation (e.g. Enoch et al. 2012; Sestovic et al. 2018).

The orbit is misaligned and retrograde, with a projected obliquity of $\lambda = -157 \pm 2^{\circ}$. This is also in line with known

trends amongst hot Jupiters orbiting hot stars, since the majority of such planets are found to be in misaligned orbits (e.g. Winn et al. 2010; Albrecht et al. 2012; Dai & Winn 2017; Triaud 2017).

WASP-180 is a known binary system. We can ask whether the secondary, WASP-180B, is responsible for the retrograde, misaligned orbit seen in WASP-180Ab, through having induced Lidov-Kozai oscillations leading to high-eccentricity migration of the planet. While this effect has long been thought able to produce such orbits, the path-

Table 6. Results for the masses of WASP-180A and WASP-180B, and the age of the system.

<i>Parameters from BAGEMASS:</i>	
Parameter (Unit)	Value
Age	1.22 ± 0.99
$M_{\star,A}$ (M_{\odot})	1.18 ± 0.08
$[\text{Fe}/\text{H}]_{\text{init}}$	-0.06 ± 0.16
<i>Parameters from stellar isochrones:</i>	
$M_{\star,A}$ (M_{\odot})	1.3
$M_{\star,B}$ (M_{\odot})	1.0

ways leading from high-eccentricity migration to the observed distribution of system obliquities are still a topic of avid research (e.g. Anderson et al. 2016; Storch et al. 2017). Anderson et al. (2016) places an upper limit on the final period of a hot Jupiter which has migrated due to Lidov-Kozai oscillations of $P_{\text{orb}} < 4$ days, while Petrovich (2015) finds that the stellar separations of binaries with hot Jupiters are preferentially in the range 400–1500 AU, and so with $P_{\text{orb}} = 3.4$ days and an estimated stellar separation of 1200 AU it is feasible for WASP-180Ab to have formed in this way. Anderson et al. (2016) also finds that the expected timescale required for the migration of a hot Jupiter of $1 M_{\text{Jup}}$ via Lidov-Kozai oscillations is in the range ~ 0.5 – 5 Gyr, with lower mass planets taking longer to migrate. The system age of 1.2 ± 1.0 Gyr is consistent with being within this range. It is possible that some eccentricity could remain, however, and our measured upper limit of $e < 0.27$ at 95% confidence implies a possibly eccentric, but likely near circular orbit.

WASP-180Ab has $T_{\text{eff}} = 6500$ K and $v \sin i_{\star} = 19.9 \pm 0.6 \text{ km s}^{-1}$. Another example of a hot Jupiter in a binary system with an early-type host star is KELT-19Ab, with $T_{\text{eff}} = 7500$ K and $v \sin i_{\star} = 84 \pm 2 \text{ km s}^{-1}$ (Sivervd et al. 2018). KELT-19Ab has a measured obliquity of $\lambda = -179^{\circ}$ and so is also on a retrograde orbit. KELT-19Ab is also similar to WASP-180Ab in that the primary and secondary stars in the system are of similar brightness. Such systems are rare, likely due to selection bias. Others include K2-29b (Santerne et al. 2016) and HAT-P-20b (Bakos et al. 2011).

Also, Ngo et al. (2015); Piskorz et al. (2015); Ngo et al. (2016) studied known exoplanet systems with FGK host stars, searching for previously unseen stellar companions and attempting to find a correlation between the presence of a distant stellar companion and the measured obliquity and eccentricity of a hot Jupiter’s orbit. They find no evidence of such a trend and conclude that, although a significant fraction of hot Jupiters reside in wide binary systems, fewer than 20% of hot Jupiters could have ended up in their current orbits as a result of Lidov-Kozai oscillations. Although both KELT-19Ab and WASP-180Ab are in misaligned, retrograde orbits, this is not necessarily related to the fact that they are in binary systems, since the tendency for hot Jupiters orbiting hot stars to be misaligned is well established (Winn et al. 2010; Albrecht et al. 2012).

The strength of the planet signal in tomography for WASP-180Ab makes it a potential candidate for looking for differential rotation following the RM reloaded technique of

Cegla et al. (2016a), through which the effects of differential rotation and the perturbation due to the planet can be disentangled. To bring out the effect of differential rotation on the spectroscopic transit more clearly, the higher spectral resolution and greater light collecting power of ESPRESSO on the VLT would be of use.

ACKNOWLEDGEMENTS

WASP-South is hosted by the South African Astronomical Observatory and we are grateful for their ongoing support and assistance. Funding for WASP comes from consortium universities and from the UK’s Science and Technology Facilities Council. The research leading to these results has received funding from the European Research Council (ERC) under the FP/2007-2013 ERC grant agreement no. 336480, and under the H2020 ERC grant agreement no. 679030; and from an Actions de Recherche Concertée (ARC) grant, financed by the Wallonia-Brussels Federation. The Euler Swiss telescope is supported by the Swiss National Science Foundation (SNF). TRAPPIST-South is funded by the Belgian Fund for Scientific Research (Fond National de la Recherche Scientifique, FNRS) under the grant FRFC 2.5.594.09.F, with the participation of the SNF. M. Gillon and E. Jehin are F.R.S.-FNRS Senior Research Associates. We acknowledge use of the ESO 3.6-m/HARPS spectrograph under program 0100.C-0847(A), PI C. Hellier. This work has made use of data from the European Space Agency (ESA) *Gaia* mission (<https://www.cosmos.esa.int/gaia>), processed by the *Gaia* Data Processing and Analysis Consortium (DPAC, <https://www.cosmos.esa.int/web/gaia/dpac/consortium>). Funding for the DPAC has been provided by national institutions, in particular the institutions participating in the *Gaia* Multilateral Agreement. This research has also made use of: the NASA Exoplanet Archive, which is operated by the California Institute of Technology, under contract with the National Aeronautics and Space Administration under the Exoplanet Exploration Program; the CMC15 Data Access Service at CAB (CSIC-INTA).

REFERENCES

- Albrecht S., et al., 2012, *ApJ*, **757**, 18
 Anderson K. R., Storch N. I., Lai D., 2016, *MNRAS*, **456**, 3671
 Bakos G. Á., et al., 2011, *ApJ*, **742**, 116
 Barkaoui K., Gillon M., Benkhaldoun Z., Emmanuel J., Elhalkouj T., Daassou A., Burdanov A., Delrez L., 2017, in *Journal of Physics Conference Series*. p. 012073, [doi:10.1088/1742-6596/869/1/012073](https://doi.org/10.1088/1742-6596/869/1/012073)
 Barkaoui K., et al., 2019, *AJ*, **157**, 43
 Blackwell D. E., Shallis M. J., 1977, *MNRAS*, **180**, 177
 Brown D. J. A., et al., 2017, *MNRAS*, **464**, 810
 Bruntt H., et al., 2010, *MNRAS*, **405**, 1907
 Burdanov A., Delrez L., Gillon M., Jehin E., 2018, SPECULOOS Exoplanet Search and Its Prototype on TRAPPIST. Springer International Publishing, Cham, pp 1–17, [doi:10.1007/978-3-319-30648-3_130-1](https://doi.org/10.1007/978-3-319-30648-3_130-1)
 Casagrande L., VandenBerg D. A., 2014, *MNRAS*, **444**, 392
 Casagrande L., VandenBerg D. A., 2018, *MNRAS*, **475**, 5023

- Cegla H. M., Lovis C., Bourrier V., Beek B., Watson C. A., Pepe F., 2016a, *A&A*, **588**, [A127](#)
- Cegla H. M., Oshagh M., Watson C. A., Figueira P., Santos N. C., Shelyag S., 2016b, *ApJ*, **819**, [67](#)
- Chambers K. C., et al., 2016, arXiv e-prints,
- Claret A., 2000, *A&A*, **363**, [1081](#)
- Claret A., 2004, *A&A*, **428**, [1001](#)
- Collier Cameron A., et al., 2007, *MNRAS*, **380**, [1230](#)
- Collier Cameron A., Bruce V. A., Miller G. R. M., Triard A. H. M. J., Queloz D., 2010, *MNRAS*, **403**, [151](#)
- Cutri R. M., et al., 2003, VizieR Online Data Catalog, [2246](#)
- Dai F., Winn J. N., 2017, *AJ*, **153**, [205](#)
- Doyle A. P., et al., 2013, *MNRAS*, **428**, [3164](#)
- Doyle A. P., Davies G. R., Smalley B., Chaplin W. J., Elsworth Y., 2014, *MNRAS*, **444**, [3592](#)
- Enoch B., Collier Cameron A., Horne K., 2012, *A&A*, **540**, [A99](#)
- Epchtein N., et al., 1997, *The Messenger*, **87**, [27](#)
- Evans D. F., et al., 2018, *A&A*, **610**, [A20](#)
- Gaia Collaboration et al., 2016, *A&A*, **595**, [A1](#)
- Gaia Collaboration et al., 2018, *A&A*, **616**, [A1](#)
- Gray R. O., Corbally C. J., 2014, *AJ*, **147**, [80](#)
- Green G. M., et al., 2014, *ApJ*, **783**, [114](#)
- Green G. M., et al., 2015, *ApJ*, **810**, [25](#)
- Gustafsson B., Edvardsson B., Eriksson K., Jørgensen U. G., Nordlund Å., Plez B., 2008, *A&A*, **486**, [951](#)
- Hellier C., et al., 2011, in *European Physical Journal Web of Conferences*. p. 01004 ([arXiv:1012.2286](#)), [doi:10.1051/epjconf/20101101004](#)
- Hirano T., Suto Y., Winn J. N., Taruya A., Narita N., Albrecht S., Sato B., 2011, *ApJ*, **742**, [69](#)
- Jehin E., et al., 2011, *The Messenger*, **145**, [2](#)
- Marigo P., et al., 2017, *ApJ*, **835**, [77](#)
- Mason B. D., Wycoff G. L., Hartkopf W. I., Douglass G. G., Worley C. E., 2001, *AJ*, **122**, [3466](#)
- Maxted P. F. L., et al., 2011, *PASP*, **123**, [547](#)
- Maxted P. F. L., Serenelli A. M., Southworth J., 2015, *A&A*, **575**, [A36](#)
- Ngo H., et al., 2015, *ApJ*, **800**, [138](#)
- Ngo H., et al., 2016, *ApJ*, **827**, [8](#)
- Niels Bohr Institute Institute of Astronomy C., Real Instituto y Observatorio de La Armada 2014, VizieR Online Data Catalog, [1327](#)
- Pepe F., et al., 2002, *The Messenger*, **110**, [9](#)
- Petrovich C., 2015, *ApJ*, **799**, [27](#)
- Piskorz D., Knutson H. A., Ngo H., Muirhead P. S., Batygin K., Crepp J. R., Hinkley S., Morton T. D., 2015, *ApJ*, **814**, [148](#)
- Pollacco D. L., et al., 2006, *PASP*, **118**, [1407](#)
- Pollacco D., et al., 2008, *MNRAS*, **385**, [1576](#)
- Pont F., Husnoo N., Mazeh T., Fabrycky D., 2011, *MNRAS*, **414**, [1278](#)
- Queloz D., et al., 2001, *The Messenger*, **105**, [1](#)
- Santerne A., et al., 2016, *ApJ*, **824**, [55](#)
- Sestovic M., Demory B.-O., Queloz D., 2018, *A&A*, **616**, [A76](#)
- Sivver R. J., et al., 2018, *AJ*, **155**, [35](#)
- Stassun K. G., Torres G., 2018, *ApJ*, **862**, [61](#)
- Storch N. I., Lai D., Anderson K. R., 2017, *MNRAS*, **465**, [3927](#)
- Temple L. Y., et al., 2017, *MNRAS*, **471**, [2743](#)
- Temple L. Y., et al., 2018, *MNRAS*, **480**, [5307](#)
- Triard A. H. M. J., 2017, *The Rossiter–McLaughlin Effect in Exoplanet Research*. Springer International Publishing, Cham, pp 1–27, [doi:10.1007/978-3-319-30648-3_2-1](#), [https://doi.org/10.1007/978-3-319-30648-3_2-1](#)
- Weiss A., Schlattl H., 2008, *Ap&SS*, **316**, [99](#)
- Winn J. N., Fabrycky D., Albrecht S., Johnson J. A., 2010, *ApJ*, **718**, [L145](#)