

Observation of $B_c^+ \rightarrow j/\psi D^0 K^0$ decays

LHCb Collaboration

DOI:

[10.1103/PhysRevD.95.032005](https://doi.org/10.1103/PhysRevD.95.032005)

License:

Creative Commons: Attribution (CC BY)

Document Version

Publisher's PDF, also known as Version of record

Citation for published version (Harvard):

LHCb Collaboration 2017, 'Observation of $B_c^+ \rightarrow j/\psi D^0 K^0$ decays', *Physical Review D*, vol. 95, no. 3, 032005.
<https://doi.org/10.1103/PhysRevD.95.032005>

[Link to publication on Research at Birmingham portal](#)

Publisher Rights Statement:

checked on 15/1/19

General rights

Unless a licence is specified above, all rights (including copyright and moral rights) in this document are retained by the authors and/or the copyright holders. The express permission of the copyright holder must be obtained for any use of this material other than for purposes permitted by law.

- Users may freely distribute the URL that is used to identify this publication.
- Users may download and/or print one copy of the publication from the University of Birmingham research portal for the purpose of private study or non-commercial research.
- User may use extracts from the document in line with the concept of 'fair dealing' under the Copyright, Designs and Patents Act 1988 (?)
- Users may not further distribute the material nor use it for the purposes of commercial gain.

Where a licence is displayed above, please note the terms and conditions of the licence govern your use of this document.

When citing, please reference the published version.

Take down policy

While the University of Birmingham exercises care and attention in making items available there are rare occasions when an item has been uploaded in error or has been deemed to be commercially or otherwise sensitive.

If you believe that this is the case for this document, please contact UBIRA@lists.bham.ac.uk providing details and we will remove access to the work immediately and investigate.

Observation of $B_c^+ \rightarrow J/\psi D^{(*)} K^{(*)}$ decaysR. Aaij *et al.**

(LHCb Collaboration)

(Received 23 December 2016; published 21 February 2017)

A search for the decays $B_c^+ \rightarrow J/\psi D^{(*)0} K^+$ and $B_c^+ \rightarrow J/\psi D^{(*)+} K^{*0}$ is performed with data collected at the LHCb experiment corresponding to an integrated luminosity of 3 fb^{-1} . The decays $B_c^+ \rightarrow J/\psi D^0 K^+$ and $B_c^+ \rightarrow J/\psi D^{*0} K^+$ are observed for the first time, while first evidence is reported for the $B_c^+ \rightarrow J/\psi D^{*+} K^{*0}$ and $B_c^+ \rightarrow J/\psi D^+ K^{*0}$ decays. The branching fractions of these decays are determined relative to the $B_c^+ \rightarrow J/\psi \pi^+$ decay. The B_c^+ mass is measured, using the $J/\psi D^0 K^+$ final state, to be $6274.28 \pm 1.40(\text{stat}) \pm 0.32(\text{syst}) \text{ MeV}/c^2$. This is the most precise single measurement of the B_c^+ mass to date.

DOI: [10.1103/PhysRevD.95.032005](https://doi.org/10.1103/PhysRevD.95.032005)**I. INTRODUCTION**

Composed of two heavy quarks of different flavor, the B_c^+ meson is the least understood member of the pseudoscalar bottom-meson family. The high center-of-mass energies at the Large Hadron Collider enable the LHCb experiment to study the production, properties and decays of the B_c^+ meson¹ [1–14]. As for the $B_c^+ \rightarrow J/\psi D_s^{(*)+}$ decays [10], the $B_c^+ \rightarrow J/\psi D^{(*)} K^{(*)}$ decays are expected to proceed mainly through spectator diagrams. In contrast to decays of other beauty hadrons, the weak annihilation topology is not suppressed and can contribute significantly to the decay amplitude (Fig. 1). The $B_c^+ \rightarrow J/\psi D^{(*)} K^{(*)}$ decays offer a unique opportunity to study D_s^+ spectroscopy in the $D^{(*)} K^{(*)}$ system [15,16]. Given a large enough sample size, the quantum numbers of possible excited D_{sJ}^+ states can be determined, complementary to inclusive searches [17,18] and Dalitz analyses of other B meson decays [19,20]. The complex structure of the $B_c^+ \rightarrow J/\psi D^{(*)} K^{(*)}$ decay also allows the search for exotic charmonium states in the $J/\psi D^{(*)}$ combination. A measurement of the relative branching fraction $\mathcal{B}(B_c^+ \rightarrow J/\psi D^{(*)} K^{(*)})/\mathcal{B}(B_c^+ \rightarrow J/\psi D^{(*)} K)$ provides information on the branching fraction of the as yet unobserved $B \rightarrow \bar{D}^* D^{(*)} K^*$ decay, in which exotic charmonia close to the $\bar{D}^* D^{(*)}$ threshold can be studied. The search for $B_c^+ \rightarrow J/\psi D^{(*)} K^{(*)}$ decays in this paper is a first step toward such spectroscopy studies.

The current world average of the B_c^+ mass measurements [21] is dominated by the LHCb results using $J/\psi \pi^+$ [1], $J/\psi D_s^+$ [10] and $J/\psi p \bar{p} \pi^+$ [13] decays. The $J/\psi \pi^+$ measurement benefits from a large yield while the latter two have smaller systematic uncertainties because of their reduced Q -values.² With a Q -value even smaller than the $B_c^+ \rightarrow J/\psi D_s^+$ or $J/\psi p \bar{p} \pi^+$ channels, the $B_c^+ \rightarrow J/\psi D^0 K^+$ decay enables another precise B_c^+ mass measurement.

The purpose of this analysis is to search for the B_c^+ meson decaying into the final states $J/\psi D^0 K^+$, $J/\psi D^{*0} K^+$, $J/\psi D^+ K^{*0}$ and $J/\psi D^{*+} K^{*0}$. The D^0 meson is reconstructed in both $K^- \pi^+$ and $K^- \pi^+ \pi^- \pi^+$ final states in the search for the $B_c^+ \rightarrow J/\psi D^{(*)0} K^+$ decays, and only in the $K^- \pi^+$ final state for the other decays. The D^+ meson is reconstructed in the $K^- \pi^+ \pi^+$ final state. The decays $D^{*0} \rightarrow D^0 \gamma$, $D^{*0} \rightarrow D^0 \pi^0$, and $D^{*+} \rightarrow D^0 \pi^+$ are partially reconstructed retaining only the D^0 while neglecting the photon or pion. The J/ψ is reconstructed in the $\mu^+ \mu^-$ final state. The relative branching fraction of the $B_c^+ \rightarrow J/\psi D^0 (\rightarrow K^- \pi^+) K^+$ decay is measured with respect to the $B_c^+ \rightarrow J/\psi \pi^+$ decay, while the other channels are normalized to the $B_c^+ \rightarrow J/\psi D^0 K^+$ decay. The determination of the B_c^+ mass is performed with the $B_c^+ \rightarrow J/\psi D^0 (\rightarrow K^- \pi^+) K^+$ final state only.

II. DETECTOR AND DATA SET

This analysis uses pp collision data collected at the LHCb experiment corresponding to an integrated luminosity of 1.0 fb^{-1} at a center-of-mass energy of 7 TeV and 2.0 fb^{-1} at 8 TeV. The LHCb detector [22,23] is a single-arm forward spectrometer covering the pseudorapidity range $2 < \eta < 5$, designed for the study of particles containing b or c quarks. The detector includes a

*Full author list given at the end of the article.

¹The inclusion of charge-conjugate processes is implied throughout.

Published by the American Physical Society under the terms of the [Creative Commons Attribution 4.0 International](https://creativecommons.org/licenses/by/4.0/) license. Further distribution of this work must maintain attribution to the author(s) and the published article's title, journal citation, and DOI.

²The Q -value is defined as the difference between the mass of the parent particle and the sum of the masses of its decay products.

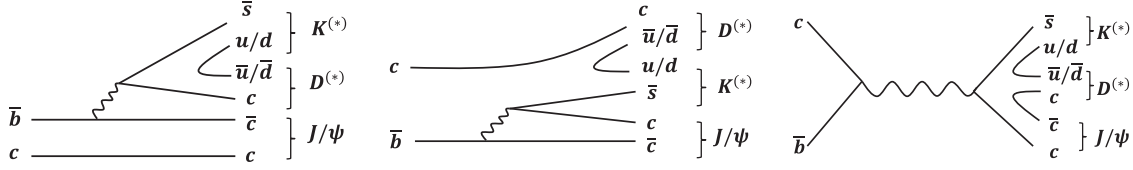


FIG. 1. Diagrams for $B_c^+ \rightarrow J/\psi D^{(*)} K^{(*)}$ decays mediated by $\bar{b} \rightarrow c\bar{c}\bar{s}$ and annihilation amplitudes.

high-precision tracking system consisting of a silicon-strip vertex detector surrounding the pp interaction region, a large-area silicon-strip detector located upstream of a dipole magnet with a bending power of about 4 Tm, and three stations of silicon-strip detectors and straw drift tubes placed downstream of the magnet. The polarity of the dipole magnet is reversed periodically throughout data taking. The tracking system provides a measurement of momentum, p , of charged particles with a relative uncertainty that varies from 0.5% at low momentum to 1.0% at 200 GeV/ c . The minimum distance of a track to a primary vertex (PV), the impact parameter (IP), is measured with a resolution of $(15 + 29/p_T)$ μm , where p_T is the component of the momentum transverse to the beam, in GeV/ c . Different types of charged hadrons are distinguished using information from two ring-imaging Cherenkov detectors. Photons, electrons and hadrons are identified by a calorimeter system consisting of scintillating-pad and pre-shower detectors, an electromagnetic calorimeter and a hadronic calorimeter. Muons are identified by a system composed of alternating layers of iron and multiwire proportional chambers.

The online event selection is performed by a trigger, which consists of a hardware stage, based on information from the calorimeter and muon systems, followed by a software stage, which applies a full event reconstruction. For all decays considered in this paper, a trigger is used that enriches events with J/ψ decays into the two-muon final state. At the hardware trigger level the signal candidates are required to contain at least one muon with $p_T > 1.48$ GeV/ c (> 1.76 GeV/ c) in the 7 TeV (8 TeV) data, or a muon pair where the product of the p_T values of the muons is greater than $(1.3 \text{ GeV}/c)^2$ and $(1.6 \text{ GeV}/c)^2$ in the 7 TeV and 8 TeV data, respectively. In the first step of the software trigger a single muon candidate with $p_T > 1.0$ GeV/ c is required, or a pair of oppositely charged muons, each with $p_T > 500$ MeV/ c , with a combined invariant mass $M_{\mu\mu} > 2.7$ GeV/ c^2 . Finally, a J/ψ candidate is required to be formed from a muon pair, and to have a mass within ± 120 MeV/ c^2 of the known J/ψ mass [21] and a vertex position displaced from its associated PV with a significance of at least three standard deviations (σ).

Simulated samples of the signal and the normalization channel are used to optimise the selection criteria and to estimate the efficiencies. The simulation of B_c^+ production in pp collisions is modeled with the BCVEGPy generator [24,25], interfaced to PYTHIA 6 [26] with a specific LHCb

configuration [27]. Decays of hadronic particles are described by EVTGEN [28], in which final-state radiation is generated using PHOTOS [29]. The interaction of the generated particles with the detector, and its response, are implemented using the GEANT4 toolkit [30] as described in Ref. [31].

III. EVENT SELECTION

The offline selection starts with a loose preselection and is followed by a multivariate selection using a boosted decision tree (BDT) [32,33]. This is done independently for each of the final states considered:

- (i) $J/\psi D^0 (\rightarrow K^- \pi^+) K^+$;
- (ii) $J/\psi D^0 (\rightarrow K^- \pi^+ \pi^- \pi^+) K^+$;
- (iii) $J/\psi D^0 (\rightarrow K^- \pi^+) K^{*0} (\rightarrow K^+ \pi^-)$;
- (iv) $J/\psi D^+ (\rightarrow K^- \pi^+ \pi^+) K^{*0} (\rightarrow K^+ \pi^-)$;
- (v) $J/\psi \pi^+$ (normalization channel).

In the offline selection, trigger decisions are associated with reconstructed particles. In order to establish whether a significant signal is observed no requirements are placed on whether the trigger decision is due to the signal candidate itself or other particles in the event. In the branching fraction and mass measurements it is required that the trigger decision must be due to the signal candidate (denoted TOS, trigger-on-signal) for a better determination of the trigger efficiency.

In the preselection each J/ψ candidate is formed from a pair of muons, each with a good-quality track fit, p_T in excess of 550 MeV/ c , and minimum χ_{IP}^2 with respect to any reconstructed PV greater than 4, where χ_{IP}^2 is the difference between the vertex-fit χ^2 of a given PV reconstructed with and without the considered track. The χ_{IP}^2 requirement rejects tracks that come from the associated PV rather than from B_c^+ decays, where the associated PV is the primary vertex³ with respect to which the B_c^+ candidate has the smallest χ_{IP}^2 . The muons are required to be positively identified with neural-network-based particle identification (PID) variables using information from different subdetectors. The muon pair is required to form a vertex of good quality and have an invariant mass in the range 3040–3150 MeV/ c^2 . The J/ψ candidate is then combined with hadron tracks to form a B_c^+ candidate. All hadronic tracks are required to have a good-quality track fit, p_T in

³The majority of the data has in average 1.8 visible interactions per beam-beam crossing.

excess of 100 MeV/c, and the minimum χ_{IP}^2 with respect to any PV greater than 4. Loose PID requirements are applied to pions and kaons for the $J/\psi D^0(\rightarrow K^-\pi^+)K^+$ final state, while tighter selections on kaons are applied at a later stage. For other final states, tighter PID selections are imposed in the preselections. The D^0 and D^+ candidates are required to have a good-quality vertex, and have a mass within ± 30 MeV/c² of the known masses, where the size of the window corresponds to approximately ± 4 times the mass resolution. The K^{*0} meson is defined as a $K^+\pi^-$ combination within the mass range 792–992 MeV/c², roughly four times the $K^*(892)^0$ natural width [21]. The B_c^+ candidate is required to have a good-quality vertex and a mass within a wide window ± 700 MeV/c² around the world average B_c^+ mass [21].

A BDT discriminator is trained for each of the signal final states to further suppress the combinatorial background, except that the partially reconstructed $J/\psi D^{*0}K^+$ decay shares the same BDT as the fully reconstructed $J/\psi D^0K^+$ decay. The training uses simulated samples as signal, and background events from data containing $K^{(*)}$ candidates of opposite strangeness as in the respective signal decays (for example, $J/\psi D^0K^-$ for $J/\psi D^0K^+$ signal, or $J/\psi D^+\bar{K}^{*0}$ for $J/\psi D^+K^{*0}$ signal, later referred to as “wrong-sign” samples). Taking the $J/\psi D^0(\rightarrow K^-\pi^+)K^+$ decay as an example, the variables used in the training fall into the following categories:

- (i) the p_{T} of the B_c^+ candidate and its decay products: J/ψ , D^0 and K^+ ;
- (ii) vertex-fit χ^2 per degree of freedom (χ^2/ndf) of the B_c^+ , J/ψ and D^0 mesons, as well as χ^2/ndf from a refit of the B_c^+ decay constraining the reconstructed J/ψ and D^0 masses to their known values, and the B_c^+ momentum to point back to its associated PV;
- (iii) variables describing the event geometry: the flight distance significances (FDS) of the B_c^+ and D^0 candidates with respect to its associated PV, where FDS is the distance between the vertex and the reference point divided by its uncertainty; χ_{IP}^2 and θ of the B_c^+ meson relative to its associated PV, where θ is the angle between the B_c^+ momentum and the line connecting its production vertex and decay vertex; χ_{IP}^2 and θ of the D^0 meson relative to the B_c^+ decay vertex; D^0 decay length from the refit with constraints mentioned above.

For other final states, the variables corresponding to the D^0 or K^+ mesons are replaced with those corresponding to the D^+ or K^{*0} mesons as appropriate.

The thresholds of the BDT discriminants are chosen to maximize the figure of merit $\varepsilon/(3/2 + \sqrt{N_B})$ [34], aiming for a signal significance of three standard deviations, where ε is the signal efficiency estimated from simulation and N_B is the number of expected background candidates in the signal region (6263–6289 MeV/c² for fully reconstructed

signals, and 6037–6149 MeV/c² for the partially reconstructed $B_c^+ \rightarrow J/\psi D^{*+}K^{*0}$ decay), extrapolated from the wrong-sign samples. For the $J/\psi D^0(\rightarrow K^-\pi^+)K^+$ final state the BDT discriminant output and the PID variables of the kaons are optimized simultaneously, while for the other final states only the BDT discriminant is optimized since tighter PID selections have already been imposed. When there is more than one candidate present in a selected event, the one with the smallest χ^2/ndf in the constrained vertex refit is retained.

For the normalization channel $B_c^+ \rightarrow J/\psi\pi^+$, the training variables are similar to the signal channels, except for the absence of variables related to the D^0 meson, and the addition of the pion p_{T} and χ_{IP}^2 . Simulated signal decays are used in the training, while the background sample is taken from signal candidates in the upper sideband ($6500 \leq M(J/\psi\pi^+) \leq 6800$ MeV/c²) in data. The BDT discriminant is chosen to maximize the signal significance $N_S/\sqrt{N_S + N_B}$, where N_S is the expected signal yield, and $N_S + N_B$ is the total number of candidates in the region 6241–6312 MeV/c² corresponding to ± 3 times the mass resolution around the B_c^+ mass.

IV. SIGNAL YIELDS

The invariant mass spectrum of the selected $J/\psi D^0K^+$ candidates is shown in Fig. 2(a), where both $D^0 \rightarrow K^-\pi^+$ and $D^0 \rightarrow K^-\pi^+\pi^-\pi^+$ samples are combined. The result of an extended unbinned maximum likelihood fit is also shown. The sharp peak at the B_c^+ mass is the fully reconstructed $B_c^+ \rightarrow J/\psi D^0K^+$ signal, which is fitted with the sum of a Gaussian function and a double-sided Crystal Ball function (DSCB), a modified Gaussian distribution with power-law tails on both sides, whose tail parameters are fixed from simulation. The Gaussian and the DSCB functions are constrained to have the same mean. The width of the Gaussian component is free to vary in the fit, while the ratio of the DSCB core width over the Gaussian width is fixed to the value expected from simulation.

The wider peaking structure at lower mass is due to partially reconstructed $B_c^+ \rightarrow J/\psi D^{*0}K^+$ signal, which is modeled using a nonparametric shape obtained from simulated $D^{*0} \rightarrow D^0\gamma$ and $D^0\pi^0$ decays, combined according to their relative branching fractions [35]. The combinatorial background is fitted with an exponential function. The signal yields of $B_c^+ \rightarrow J/\psi D^0K^+$ and $B_c^+ \rightarrow J/\psi D^{*0}K^+$ decays are 26 ± 7 and 102 ± 13 , respectively. The signal significance, \mathcal{S} , is estimated using the change in the fit likelihood from a background-only hypothesis to a signal-plus-background hypothesis $\mathcal{S} = \sqrt{-2 \ln(\mathcal{L}_B/\mathcal{L}_{S+B})}$ [36]. Taking into account the systematic effects discussed in Sec. V, the significance of the $B_c^+ \rightarrow J/\psi D^0K^+$ signal is 6.3σ and the significance of the partially reconstructed $B_c^+ \rightarrow J/\psi D^{*0}K^+$ signal is 10.3σ . Both are observed for the first time. An alternative method gives a compatible

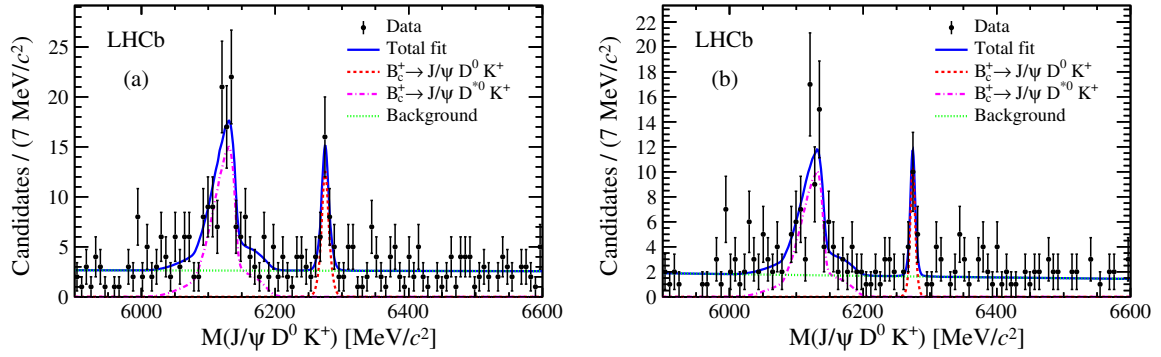


FIG. 2. The invariant mass distribution of $J/\psi D^0 K^+$ candidates: (a) $D^0 \rightarrow K^- \pi^+$ and $D^0 \rightarrow K^- \pi^+ \pi^- \pi^+$ combined; (b) $D^0 \rightarrow K^- \pi^+$ only, and the events are required to be TOS.

significance estimation. In this method pseudoexperiments are generated using the background-only hypothesis, which are then fitted using the signal-plus-background hypothesis to obtain a cumulative probability distribution $\mathcal{P}(N \geq N_S)$

as a function of the fitted signal yield N_S . Given the actual yield from data, the p -value and signal significance can be derived. Figure 2(b) shows the same mass distribution of the $J/\psi D^0 (\rightarrow K^- \pi^+) K^+$ final state for TOS triggered events.

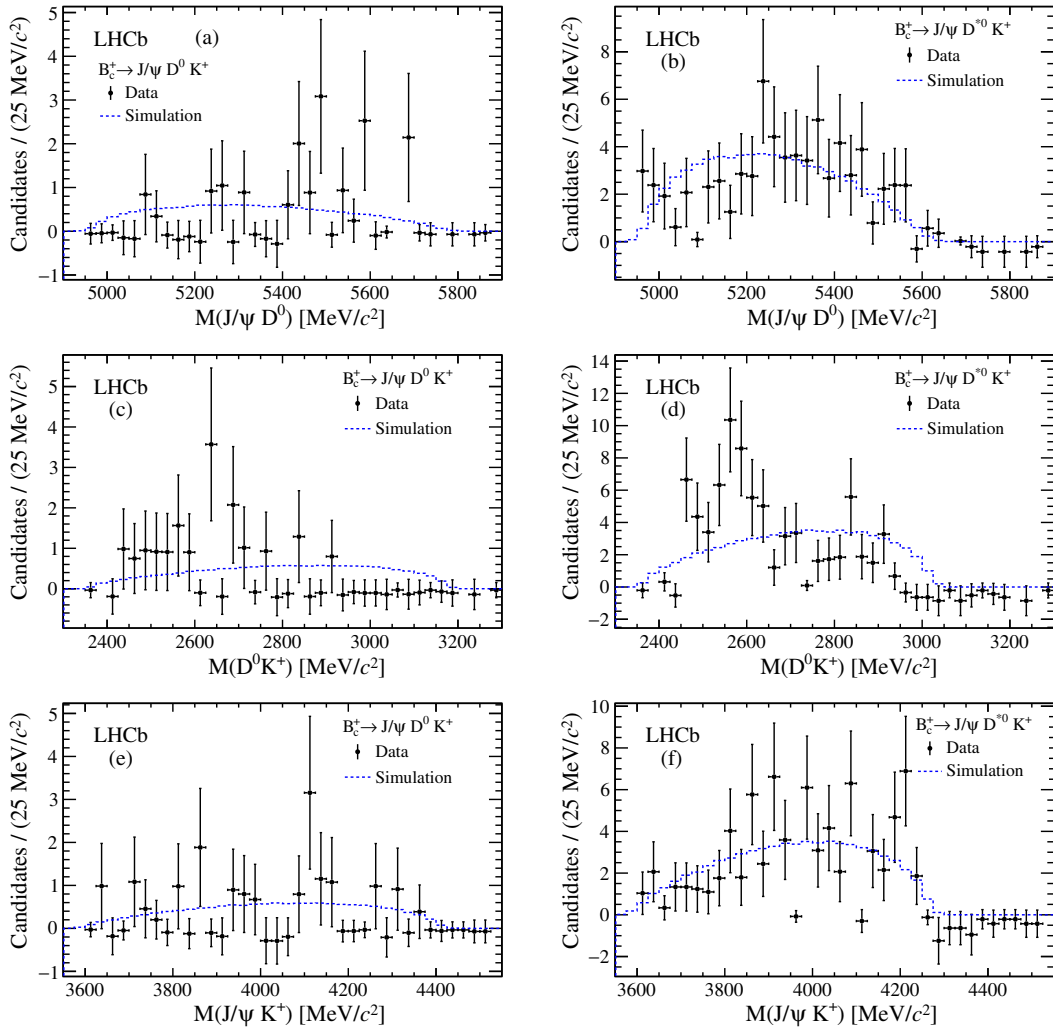


FIG. 3. The invariant mass distribution of (a,b) $J/\psi D^0$, (c,d) $D^0 K^+$ and (e,f) $J/\psi K^+$ combinations of background-subtracted (a,c,e) $B_c^+ \rightarrow J/\psi D^0 K^+$ and (b,d,f) $B_c^+ \rightarrow J/\psi D^{*0} K^+$ decays, where the γ or π^0 in the $D^{*0} \rightarrow D^0 \gamma / D^0 \pi^0$ decay is not reconstructed. Dashed lines show simulation assuming phase-space decay.

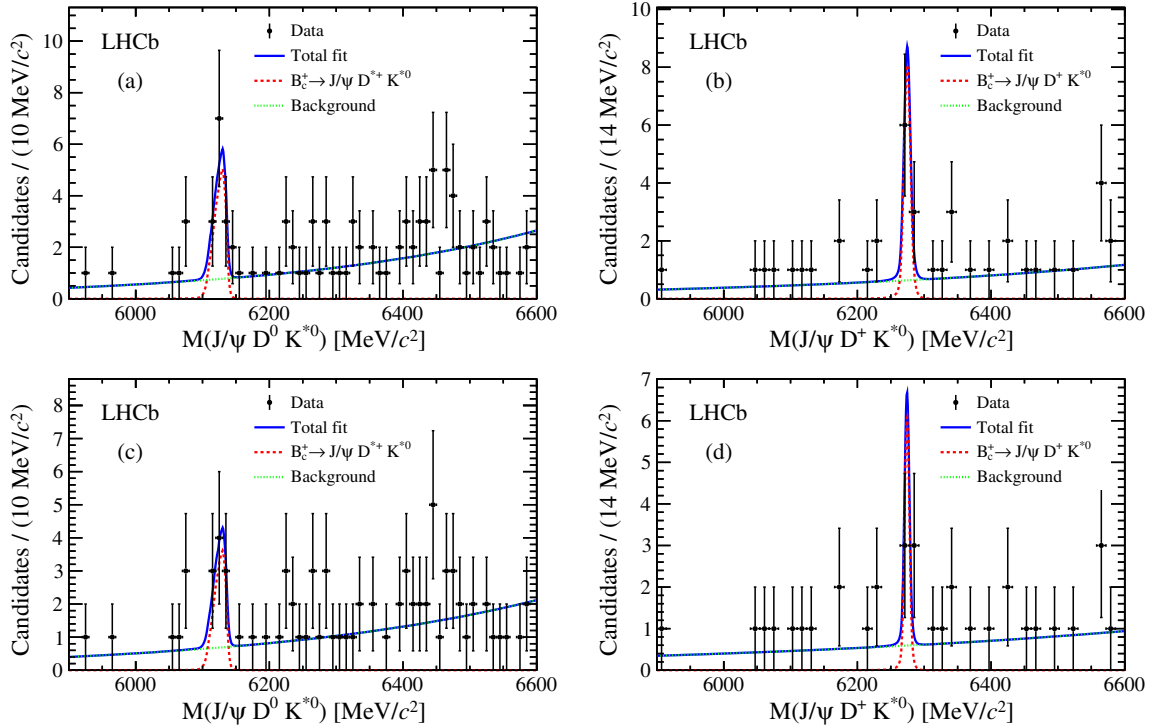


FIG. 4. The invariant mass distribution of (a,c) the $B_c^+ \rightarrow J/\psi D^{*+} K^{*0}$ and (b,d) $J/\psi D^+ K^{*0}$ candidates, (a,b) without and (c,d) with TOS requirements.

The mass and resolution of the $B_c^+ \rightarrow J/\psi D^0 K^+$ signal distribution are free to vary in the fit. The fitted yields $N(B_c^+ \rightarrow J/\psi D^0 K^+) = 14 \pm 4$ and $N(B_c^+ \rightarrow J/\psi D^{*0} K^+) = 69 \pm 10$, and the mass central value $6274.20 \pm 1.40 \text{ MeV}/c^2$ are used in the branching fraction and mass measurements. The quoted uncertainties are statistical.

The invariant mass distributions of the $J/\psi D^0$, $D^0 K^+$ and $J/\psi K^+$ combinations are shown in Fig. 3 for the $B_c^+ \rightarrow J/\psi D^0 K^+$ and $J/\psi D^{*0} K^+$ signal events. The background is subtracted using the *sPlot* technique [37], with $M(J/\psi D^0 K^+)$ as the discriminating variable. The distributions from simulation using a phase-space decay model are shown for comparison. The simulation shows comparatively poor agreement with data for the $D^0 K^+$ invariant mass. This distribution, sensitive to possible intermediate resonances, should be studied further with more data.

The invariant mass distributions of the final states containing K^{*0} candidates are shown in Fig. 4. The $B_c^+ \rightarrow J/\psi D^{*+} K^{*0}$ decay is partially reconstructed, neglecting the pion in the $D^{*+} \rightarrow D^0 \pi^+$ decay [Fig. 4(a,c)]. The shape of the signal distribution is fixed from simulation and the background is modeled with an exponential function. The $B_c^+ \rightarrow J/\psi D^+ K^{*0}$ decay is fully reconstructed and modeled with a DSCB function, while the background is described by an exponential function [Fig. 4(b,d)]. Without TOS requirements the yields of the $B_c^+ \rightarrow J/\psi D^{*+} K^{*0}$ and $B_c^+ \rightarrow J/\psi D^+ K^{*0}$ decays are 11 ± 4 and 7.4 ± 2.9 events,

and the significances are 4.0σ and 4.4σ , respectively, including systematic effects. With TOS requirements applied, their yields are 7.8 ± 3.2 and 3.9 ± 2.1 , where the uncertainties are statistical only.

The $J/\psi \pi^+$ mass distribution of the normalization channel is shown in Fig. 5 with TOS requirements applied. The signal is modeled with the sum of a DSCB and a Gaussian function, the combinatorial background with an exponential function, and the misidentified background from the $B_c^+ \rightarrow J/\psi K^+$ decay is modeled with a DSCB whose parameters are fixed to those that describe the simulated data. The signal yield is 3616 ± 73 events.

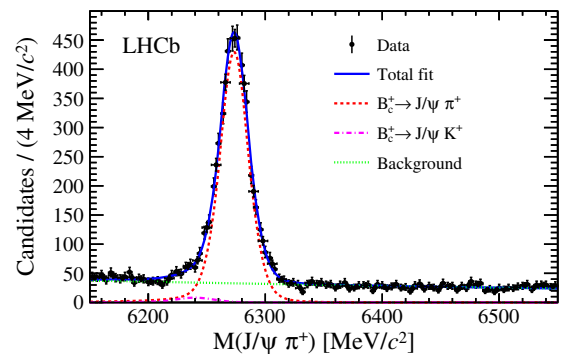


FIG. 5. The invariant mass distribution of the $B_c^+ \rightarrow J/\psi \pi^+$ candidates.

V. BRANCHING FRACTION MEASUREMENT

After correction for detection efficiencies, the signal yields obtained in Sec. IV are used to determine relative branching fractions. The choice of the fit model is a significant source of systematic uncertainty on the signal yield and therefore also on the branching fraction. Alternative models are used for the signal (including a single DSCB function, a Gaussian function, and a nonparametric shape from simulation), and the combinatorial background (including first- and second-order polynomial functions). For the $J/\psi D^0 K^+$ final state, the feed-down from higher excited intermediate states is considered, such as $J/\psi D_0^*(2400)^0 K^+$, $J/\psi D_1(2420)^0 K^+$ and $\chi_{c1}(\rightarrow J/\psi\gamma)D^0 K^+$. If these contributions, with shapes estimated by simulation, are included in the fit, the branching fractions change by no more than 0.5%. The shape of partially reconstructed $B_c^+ \rightarrow J/\psi D^{*0} K^+$ signal depends on the polarization and intermediate resonances in the decay. Extreme cases of helicity amplitude configurations are generated for the decay $B_c^+ \rightarrow J/\psi D_{s1}(2536)^+(\rightarrow D^{*0} K^+)$ and it is found that the unknown polarization and decay structure can change the signal yield by up to 5.2%. A dedicated simulation study shows that the possible peaking background from the charmless $B_c^+ \rightarrow J/\psi K^+ K^- \pi^+$ decay [11] is negligible. Additionally, the fits are repeated in different mass ranges. In the $B_c^+ \rightarrow J/\psi D^{*+} K^{*0}$ sample, the background level is slightly high around 6450 MeV/ c^2 , but consistent with a statistical fluctuation. A fit in a more narrow range excluding this region gives a compatible result. The total uncertainties due to fit modeling are found in Table I for each of the channels.

The total efficiencies are given by the product of three factors: the geometric detector acceptance, the reconstruction and selection efficiencies, and the trigger efficiency. They are generally estimated using simulated samples, corrected to match the data when the simulation is known to be imperfect. In the simulation the B_c^+ meson is generated with a lifetime of 450 fs taken from an early world

TABLE I. Summary of systematic uncertainties on the ratios of the B_c^+ decay branching fractions, in %.

Source of uncertainty	$\frac{\mathcal{B}(J/\psi D^0 K^+)}{\mathcal{B}(J/\psi \pi^+)}$	$\frac{\mathcal{B}(J/\psi D^{*0} K^+)}{\mathcal{B}(J/\psi D^0 K^+)}$	$\frac{\mathcal{B}(J/\psi D^{*+} K^{*0})}{\mathcal{B}(J/\psi D^0 K^+)}$	$\frac{\mathcal{B}(J/\psi D^+ K^{*0})}{\mathcal{B}(J/\psi D^0 K^+)}$
Fit model	2.6	6.6	15.6	10.7
Decay structure	1.8	2.2	3.1	2.9
Trigger	1.1	1.1	1.1	1.1
Tracking	2.9	0.0	1.5	2.9
Particle identification	4.5	0.1	2.3	1.4
$D^{(*)}$ decay branching ratios	1.3	1.4	0.7	2.5
Simulation statistics	0.4	0.6	0.8	1.0
Total (%)	6.5	7.2	16.2	11.9

average with a large uncertainty [35]. For the efficiency estimation the simulated events are therefore weighted to obtain the same lifetime ($\tau = 511.4$ fs) as the recent and more precise LHCb measurements [4,5]. The lifetime is varied by one standard deviation (9.3 fs) to study the corresponding systematic effect, which is found to be negligible. The simulation assumes a phase-space decay of the $B_c^+ \rightarrow J/\psi D^{(*)} K^{(*)}$ averaged over all possible polarization configurations, and without any intermediate decay structure. The efficiency dependence on the invariant mass of the $DK^{(*)}$ system is studied and the efficiencies of selected candidates are corrected event-by-event according to the $M(DK^{(*)})$ value. The distributions of variables used in the BDT training are compared between simulation and background-subtracted data, and show good agreement. The tracking and PID efficiencies are determined in bins of track momenta, pseudorapidity and event multiplicity using a data-driven method [38]. The tracking efficiency uncertainty is estimated to be 0.4% per muon or hadron track, while for each hadron track an additional uncertainty of 1.4% is assigned due to the imperfect knowledge of the interaction with the detector material. Alternative binning schemes of track momentum, pseudorapidity and event multiplicity are applied to estimate the uncertainty on the PID efficiencies. The systematic uncertainty on the trigger efficiency is determined to be 1.1% from a comparison between data and simulation using a large J/ψ sample [10,13]. The limited data size of the simulation samples introduces systematic uncertainties of less than 1%. The uncertainties of intermediate $D^{(*)}$ decay branching fractions [35] are propagated into the final results. Cross-checks have been performed to ensure the robustness of the results, such as confirming that the BDT output is not correlated with the B_c^+ candidate mass.

The relative branching fractions of the B_c^+ decays are measured to be

$$\frac{\mathcal{B}(B_c^+ \rightarrow J/\psi D^0 K^+)}{\mathcal{B}(B_c^+ \rightarrow J/\psi \pi^+)} = 0.432 \pm 0.136 \pm 0.028,$$

$$\frac{\mathcal{B}(B_c^+ \rightarrow J/\psi D^{*0} K^+)}{\mathcal{B}(B_c^+ \rightarrow J/\psi D^0 K^+)} = 5.1 \pm 1.8 \pm 0.4,$$

$$\frac{\mathcal{B}(B_c^+ \rightarrow J/\psi D^{*+} K^{*0})}{\mathcal{B}(B_c^+ \rightarrow J/\psi D^0 K^+)} = 2.10 \pm 1.08 \pm 0.34,$$

$$\frac{\mathcal{B}(B_c^+ \rightarrow J/\psi D^+ K^{*0})}{\mathcal{B}(B_c^+ \rightarrow J/\psi D^0 K^+)} = 0.63 \pm 0.39 \pm 0.08,$$

where the first uncertainty is statistical and the second is systematic. The systematic uncertainties are summarized in Table I.

VI. MASS MEASUREMENT

The B_c^+ mass is determined from the fit to the $B_c^+ \rightarrow J/\psi D^0(\rightarrow K^- \pi^+) K^+$ signal as shown in Fig. 2(b). The summary of systematic uncertainties is given in Table II.

TABLE II. Summary of systematic uncertainties of the B_c^+ mass measurement.

Source	Uncertainty (MeV/ c^2)
Momentum scale	0.26
Fit model	0.18
Final-state radiation	0.01
D^0 , J/ψ mass uncertainties	0.05
Energy loss correction	0.05
Total	0.32

The dominant term is the momentum scale calibration. For a mass measurement, the momenta of the final-state particles need to be measured precisely. In previous studies a large sample of $B^+ \rightarrow J/\psi K^+$, $J/\psi \rightarrow \mu^+ \mu^-$ decays was used to calibrate the track momentum, and the uncertainty on the momentum scale calibration was determined to be 0.03% [39]. This causes a change in the central value of the B_c^+ mass by up to 0.26 MeV/ c^2 . Using the same procedure as described in Sec. V, the choice of the model is estimated to introduce an uncertainty of 0.18 MeV/ c^2 . The effect of soft photon emission via final-state radiation is minimized by constraining the reconstructed J/ψ and D^0 masses to their nominal values. Any remaining bias is investigated using a large sample of simulated pseudoexperiments, which results in a correction of +0.08 MeV/ c^2 to the central value, with an uncertainty of 0.01 MeV/ c^2 . The uncertainties associated with the J/ψ (0.006 MeV/ c^2) and D^0 (0.05 MeV/ c^2) masses [21] are propagated to the B_c^+ mass. The effect of an imperfect energy loss correction has been studied in the previous b -hadron mass measurements [40] by varying the amount of detector material. The corresponding uncertainty is 0.05 MeV/ c^2 for the B_c^+ mass measurement. The B_c^+ mass is determined to be $6274.28 \pm 1.40 \pm 0.32$ MeV/ c^2 , consistent with previous LHCb results [1,10,13] and the world average [21]. This is the most precise single measurement of the B_c^+ mass. Including this result, the new LHCb average is 6274.6 ± 1.0 MeV/ c^2 , where the correlated systematic uncertainties between the measurements including those due to momentum scale and energy loss corrections are fully accounted for.

VII. CONCLUSION

The decays $B_c^+ \rightarrow J/\psi D^0 K^+$ and $B_c^+ \rightarrow J/\psi D^{*0} K^+$ are observed for the first time with pp collision data

corresponding to an integrated luminosity of 3 fb $^{-1}$, collected by the LHCb experiment at center-of-mass energies of 7 and 8 TeV. First evidence is reported for the $B_c^+ \rightarrow J/\psi D^{*0} K^+$ and $J/\psi D^+ K^{*0}$ decays. The $B_c^+ \rightarrow J/\psi D^0 K^+$ branching fraction is measured relative to the $B_c^+ \rightarrow J/\psi \pi^+$ decay, and all the other signal channels are measured relative to the $B_c^+ \rightarrow J/\psi D^0 K^+$ decay. The $B_c^+ \rightarrow J/\psi D^{(*)} K^+$ decay has significant potential for studies of excited D_s^+ states when more data are recorded. The B_c^+ mass is measured to be $6274.28 \pm 1.40 \pm 0.32$ MeV/ c^2 , which is the most precise single measurement and is in good agreement with the world average and the previous LHCb results. In combination with previous results by the LHCb [1,10,13] experiment, the B_c^+ mass is determined to be 6274.6 ± 1.0 MeV/ c^2 .

ACKNOWLEDGMENTS

We express our gratitude to our colleagues in the CERN accelerator departments for the excellent performance of the LHC. We thank the technical and administrative staff at the LHCb institutes. We acknowledge support from CERN and from the national agencies: CAPES, CNPq, FAPERJ and FINEP (Brazil); NSFC (China); CNRS/IN2P3 (France); BMBF, DFG and MPG (Germany); INFN (Italy); FOM and NWO (The Netherlands); MNiSW and NCN (Poland); MEN/IFA (Romania); MinES and FASO (Russia); MinECo (Spain); SNSF and SER (Switzerland); NASU (Ukraine); STFC (United Kingdom); NSF (USA). We acknowledge the computing resources that are provided by CERN, IN2P3 (France), KIT and DESY (Germany), INFN (Italy), SURF (The Netherlands), PIC (Spain), GridPP (United Kingdom), RRCKI and Yandex LLC (Russia), CSCS (Switzerland), IFIN-HH (Romania), CBPF (Brazil), PL-GRID (Poland) and OSC (USA). We are indebted to the communities behind the multiple open source software packages on which we depend. Individual groups or members have received support from AvH Foundation (Germany), EPLANET, Marie Skłodowska-Curie Actions and ERC (European Union), Conseil Général de Haute-Savoie, Labex ENIGMASS and OCEVU, Région Auvergne (France), RFBR and Yandex LLC (Russia), GVA, XuntaGal and GENCAT (Spain), Herchel Smith Fund, The Royal Society, Royal Commission for the Exhibition of 1851 and the Leverhulme Trust (United Kingdom).

[1] R. Aaij *et al.* (LHCb Collaboration), Measurements of B_c^+ Production and Mass with the $B_c^+ \rightarrow J/\psi \pi^+$ Decay, *Phys. Rev. Lett.* **109**, 232001 (2012).

[2] R. Aaij *et al.* (LHCb Collaboration), Measurement of B_c^+ Production at $\sqrt{s} = 8$ TeV, *Phys. Rev. Lett.* **114**, 132001 (2015).

- [3] R. Aaij *et al.* (LHCb Collaboration), Observation of the Decay $B_c^+ \rightarrow B_s^0 \pi^+$, *Phys. Rev. Lett.* **111**, 181801 (2013).
- [4] R. Aaij *et al.* (LHCb Collaboration), Measurement of the B_c^+ meson lifetime using $B_c^+ \rightarrow J/\psi \mu^+ \nu_\mu X$ decays, *Eur. Phys. J. C* **74**, 2839 (2014).
- [5] R. Aaij *et al.* (LHCb Collaboration), Measurement of the lifetime of the B_c^+ meson using the $B_c^+ \rightarrow J/\psi \pi^+$ decay mode, *Phys. Lett. B* **742**, 29 (2015).
- [6] R. Aaij *et al.* (LHCb Collaboration), First Observation of the Decay $B_c^+ \rightarrow J/\psi \pi^+ \pi^- \pi^+$, *Phys. Rev. Lett.* **108**, 251802 (2012).
- [7] R. Aaij *et al.* (LHCb Collaboration), Observation of the decay $B_c^+ \rightarrow \psi(2S) \pi^+$, *Phys. Rev. D* **87**, 071103(R) (2013).
- [8] R. Aaij *et al.* (LHCb Collaboration), Measurement of the branching fraction ratio $\mathcal{B}(B_c^+ \rightarrow \psi(2S) \pi^+) / \mathcal{B}(B_c^+ \rightarrow J/\psi \pi^+)$, *Phys. Rev. D* **92**, 072007 (2015).
- [9] R. Aaij *et al.* (LHCb Collaboration), First observation of the decay $B_c^+ \rightarrow J/\psi K^+$, *J. High Energy Phys.* **09** (2013) 075.
- [10] R. Aaij *et al.* (LHCb Collaboration), Observation of $B_c^+ \rightarrow J/\psi D_s^+$ and $B_c^+ \rightarrow J/\psi D_s^{*+}$ decays, *Phys. Rev. D* **87**, 112012 (2013).
- [11] R. Aaij *et al.* (LHCb Collaboration), Observation of the decay $B_c^+ \rightarrow J/\psi K^+ K^- \pi^+$, *J. High Energy Phys.* **11** (2013) 094.
- [12] R. Aaij *et al.* (LHCb Collaboration), Evidence for the decay $B_c^+ \rightarrow J/\psi 3\pi^+ 2\pi^-$, *J. High Energy Phys.* **05** (2014) 148.
- [13] R. Aaij *et al.* (LHCb Collaboration), First Observation of a Baryonic B_c^+ Decay, *Phys. Rev. Lett.* **113**, 152003 (2014).
- [14] R. Aaij *et al.* (LHCb Collaboration), Measurement of the ratio of B_c^+ branching fractions to $J/\psi \pi^+$ and $J/\psi \mu^+ \nu_\mu$, *Phys. Rev. D* **90**, 032009 (2014).
- [15] H.-F. Fu, Y. Jiang, C. S. Kim, and G.-L. Wang, Probing non-leptonic two-body decays of B_c meson, *J. High Energy Phys.* **06** (2011) 015.
- [16] Z.-F. Sun, M. Bayar, P. Fernandez-Soler, and E. Oset, $D_{s0}^*(2317)^+$ in the decay of B_c into $J/\psi DK$, *Phys. Rev. D* **93**, 054028 (2016).
- [17] R. Aaij *et al.* (LHCb Collaboration), Study of D_{sJ} decays to $D^+ K_S^0$ and $D^0 K^+$ final states in pp collisions, *J. High Energy Phys.* **10** (2012) 151.
- [18] R. Aaij *et al.* (LHCb Collaboration), Study of D_{sJ}^+ mesons decaying to $D^{*+} K_S^0$ and $D^{*0} K^+$ final states, *J. High Energy Phys.* **02** (2016) 133.
- [19] R. Aaij *et al.* (LHCb Collaboration), Observation of Overlapping Spin-1 and Spin-3 $\bar{D}^0 K^-$ Resonances at Mass 2.86 GeV/ c^2 , *Phys. Rev. Lett.* **113**, 162001 (2014).
- [20] R. Aaij *et al.* (LHCb Collaboration), Dalitz plot analysis of $B_s^0 \rightarrow \bar{D}^0 K^- \pi^+$ decays, *Phys. Rev. D* **90**, 072003 (2014).
- [21] C. Patrignani *et al.* (Particle Data Group Collaboration), Review of particle physics, *Chin. Phys. C* **40**, 100001 (2016).
- [22] A. A. Alves Jr. *et al.* (LHCb Collaboration), The LHCb detector at the LHC, *J. Instrum.* **3**, S08005 (2008).
- [23] R. Aaij *et al.* (LHCb Collaboration), LHCb detector performance, *Int. J. Mod. Phys. A* **30**, 1530022 (2015).
- [24] C.-H. Chang, C. Driouichi, P. Eerola, and X.-G. Wu, BCVEGPY: An event generator for hadronic production of the B_c meson, *Comput. Phys. Commun.* **159**, 192 (2004).
- [25] C.-H. Chang, J.-X. Wang, and X.-G. Wu, BCVEGPY2.0: An upgraded version of the generator BCVEGPY with an addendum about hadroproduction of the P -wave B_c states, *Comput. Phys. Commun.* **174**, 241 (2006).
- [26] T. Sjöstrand, S. Mrenna, and P. Skands, PYTHIA 6.4 physics and manual, *J. High Energy Phys.* **05** (2006) 026.
- [27] I. Belyaev, T. Brambach, N. H. Brook, N. Gauvin, G. Corti, K. Harrison, P. F. Harrison, J. He, C. R. Jones, M. Lieng, G. Manca, S. Miglioranza, P. Robbe, V. Vagnoni, M. Whitehead, and J. Wishahi, Handling of the generation of primary events in Gauss, the LHCb simulation framework, *J. Phys. Conf. Ser.* **331**, 032047 (2011).
- [28] D. J. Lange, The EvtGen particle decay simulation package, *Nucl. Instrum. Methods Phys. Res., Sect. A* **462**, 152 (2001).
- [29] P. Golonka and Z. Was, PHOTOS Monte Carlo: A precision tool for QED corrections in Z and W decays, *Eur. Phys. J. C* **45**, 97 (2006).
- [30] J. Allison *et al.* (Geant4 Collaboration), Geant4 developments and applications, *IEEE Trans. Nucl. Sci.* **53**, 270 (2006); S. Agostinelli *et al.* (Geant4 Collaboration), Geant4: A simulation toolkit, *Nucl. Instrum. Methods Phys. Res., Sect. A* **506**, 250 (2003).
- [31] M. Clemencic, G. Corti, S. Easo, C. R. Jones, S. Miglioranza, M. Pappagallo, and P. Robbe, The LHCb simulation application, Gauss: Design, evolution and experience, *J. Phys. Conf. Ser.* **331**, 032023 (2011).
- [32] L. Breiman, J. H. Friedman, R. A. Olshen, and C. J. Stone, *Classification and Regression Trees* (Wadsworth international group, Belmont, California, USA, 1984).
- [33] B. P. Roe, H.-J. Yang, J. Zhu, Y. Liu, I. Stancu, and G. McGregor, Boosted decision trees as an alternative to artificial neural networks for particle identification, *Nucl. Instrum. Methods Phys. Res., Sect. A* **543**, 577 (2005).
- [34] G. Punzi, in *Statistical Problems in Particle Physics, Astrophysics, and Cosmology*, edited by L. Lyons, R. Mount, and R. Reitmeyer (SLAC, Stanford, 2003), p. 79.
- [35] K. A. Olive *et al.* (Particle Data Group Collaboration), Review of particle physics, *Chin. Phys. C* **38**, 090001 (2014).
- [36] S. S. Wilks, The large-sample distribution of the likelihood ratio for testing composite hypotheses, *Ann. Math. Stat.* **9**, 60 (1938).
- [37] M. Pivk and F. R. Le Diberder, sPlot: A statistical tool to unfold data distributions, *Nucl. Instrum. Methods Phys. Res., Sect. A* **555**, 356 (2005).
- [38] R. Aaij *et al.* (LHCb Collaboration), Measurement of the track reconstruction efficiency at LHCb, *J. Instrum.* **10**, P02007 (2015).
- [39] R. Aaij *et al.* (LHCb Collaboration), Precision measurement of D meson mass differences, *J. High Energy Phys.* **06** (2013) 065.
- [40] R. Aaij *et al.* (LHCb Collaboration), Measurement of b -hadron masses, *Phys. Lett. B* **708**, 241 (2012).

R. Aaij,⁴⁰ B. Adeva,³⁹ M. Adinolfi,⁴⁸ Z. Ajaltouni,⁵ S. Akar,⁵⁹ J. Albrecht,¹⁰ F. Alessio,⁴⁰ M. Alexander,⁵³ S. Ali,⁴³ G. Alkhazov,³¹ P. Alvarez Cartelle,⁵⁵ A. A. Alves Jr,⁵⁹ S. Amato,² S. Amerio,²³ Y. Amhis,⁷ L. An,³ L. Anderlini,¹⁸ G. Andreassi,⁴¹ M. Andreotti,^{17,a} J. E. Andrews,⁶⁰ R. B. Appleby,⁵⁶ F. Archilli,⁴³ P. d'Argent,¹² J. Arnau Romeu,⁶ A. Artamonov,³⁷ M. Artuso,⁶¹ E. Aslanides,⁶ G. Auriemma,²⁶ M. Baalouch,⁵ I. Babuschkin,⁵⁶ S. Bachmann,¹² J. J. Back,⁵⁰ A. Badalov,³⁸ C. Baesso,⁶² S. Baker,⁵⁵ V. Balagura,^{7,b} W. Baldini,¹⁷ R. J. Barlow,⁵⁶ C. Barschel,⁴⁰ S. Barsuk,⁷ W. Barter,⁵⁶ F. Baryshnikov,³² M. Baszczyk,²⁷ V. Batozskaya,²⁹ B. Batsukh,⁶¹ V. Battista,⁴¹ A. Bay,⁴¹ L. Beaucourt,⁴ J. Beddow,⁵³ F. Bedeschi,²⁴ I. Bediaga,¹ L. J. Bel,⁴³ V. Bellee,⁴¹ N. Belloli,^{21,c} K. Belous,³⁷ I. Belyaev,³² E. Ben-Haim,⁸ G. Bencivenni,¹⁹ S. Benson,⁴³ A. Berezhnoy,³³ R. Bernet,⁴² A. Bertolin,²³ C. Betancourt,⁴² F. Betti,¹⁵ M.-O. Bettler,⁴⁰ M. van Beuzekom,⁴³ Ia. Bezshyiko,⁴² S. Bifani,⁴⁷ P. Billoir,⁸ T. Bird,⁵⁶ A. Birkraut,¹⁰ A. Bitadze,⁵⁶ A. Bizzeti,^{18,d} T. Blake,⁵⁰ F. Blanc,⁴¹ J. Blouw,¹¹ S. Blusk,⁶¹ V. Bocci,²⁶ T. Boettcher,⁵⁸ A. Bondar,^{36,e} N. Bondar,^{31,40} W. Bonivento,¹⁶ I. Bordyuzhin,³² A. Borgheresi,^{21,c} S. Borghi,⁵⁶ M. Borisyak,³⁵ M. Borsato,³⁹ F. Bossu,⁷ M. Boubdir,⁹ T. J. V. Bowcock,⁵⁴ E. Bowen,⁴² C. Bozzi,^{17,40} S. Braun,¹² M. Britsch,¹² T. Britton,⁶¹ J. Brodzicka,⁵⁶ E. Buchanan,⁴⁸ C. Burr,⁵⁶ A. Bursche,² J. Buytaert,⁴⁰ S. Cadeddu,¹⁶ R. Calabrese,^{17,a} M. Calvi,^{21,c} M. Calvo Gomez,^{38,f} A. Camboni,³⁸ P. Campana,¹⁹ D. H. Campora Perez,⁴⁰ L. Capriotti,⁵⁶ A. Carbone,^{15,g} G. Carboni,^{25,h} R. Cardinale,^{20,i} A. Cardini,¹⁶ P. Carniti,^{21,c} L. Carson,⁵² K. Carvalho Akiba,² G. Casse,⁵⁴ L. Cassina,^{21,c} L. Castillo Garcia,⁴¹ M. Cattaneo,⁴⁰ G. Cavallero,²⁰ R. Cenci,^{24,j} D. Chamont,⁷ M. Charles,⁸ Ph. Charpentier,⁴⁰ G. Chatzikonstantinidis,⁴⁷ M. Chefdeville,⁴ S. Chen,⁵⁶ S.-F. Cheung,⁵⁷ V. Chobanova,³⁹ M. Chrzaszcz,^{42,27} X. Cid Vidal,³⁹ G. Ciezarek,⁴³ P. E. L. Clarke,⁵² M. Clemencic,⁴⁰ H. V. Cliff,⁴⁹ J. Closier,⁴⁰ V. Coco,⁵⁹ J. Cogan,⁶ E. Cogneras,⁵ V. Cogoni,^{16,40,k} L. Cojocariu,³⁰ G. Collazuol,^{23,l} P. Collins,⁴⁰ A. Comerma-Montells,¹² A. Contu,⁴⁰ A. Cook,⁴⁸ G. Coombs,⁴⁰ S. Coquereau,³⁸ G. Corti,⁴⁰ M. Corvo,^{17,a} C. M. Costa Sobral,⁵⁰ B. Couturier,⁴⁰ G. A. Cowan,⁵² D. C. Craik,⁵² A. Crocombe,⁵⁰ M. Cruz Torres,⁶² S. Cunliffe,⁵⁵ R. Currie,⁵⁵ C. D'Ambrosio,⁴⁰ F. Da Cunha Marinho,² E. Dall'Occo,⁴³ J. Dalseno,⁴⁸ P. N. Y. David,⁴³ A. Davis,³ K. De Bruyn,⁶ S. De Capua,⁵⁶ M. De Cian,¹² J. M. De Miranda,¹ L. De Paula,² M. De Serio,^{14,m} P. De Simone,¹⁹ C.-T. Dean,⁵³ D. Decamp,⁴ M. Deckenhoff,¹⁰ L. Del Buono,⁸ M. Demmer,¹⁰ A. Dendek,²⁸ D. Derkach,³⁵ O. Deschamps,⁵ F. Dettori,⁴⁰ B. Dey,²² A. Di Canto,⁴⁰ H. Dijkstra,⁴⁰ F. Dordei,⁴⁰ M. Dorigo,⁴¹ A. Dosil Suárez,³⁹ A. Dovbnya,⁴⁵ K. Dreimanis,⁵⁴ L. Dufour,⁴³ G. Dujany,⁵⁶ K. Dungs,⁴⁰ P. Durante,⁴⁰ R. Dzhelezian,³⁷ A. Dziurda,⁴⁰ A. Dzyuba,³¹ N. Déleage,⁴ S. Easo,⁵¹ M. Ebert,⁵² U. Egede,⁵⁵ V. Egorychev,³² S. Eidelman,^{36,e} S. Eisenhardt,⁵² U. Eitschberger,¹⁰ R. Ekelhof,¹⁰ L. Eklund,⁵³ S. Ely,⁶¹ S. Esen,¹² H. M. Evans,⁴⁹ T. Evans,⁵⁷ A. Falabella,¹⁵ N. Farley,⁴⁷ S. Farry,⁵⁴ R. Fay,⁵⁴ D. Fazzini,^{21,c} D. Ferguson,⁵² A. Fernandez Prieto,³⁹ F. Ferrari,^{15,40} F. Ferreira Rodrigues,² M. Ferro-Luzzi,⁴⁰ S. Filippov,³⁴ R. A. Fini,¹⁴ M. Fiore,^{17,a} M. Fiorini,^{17,a} M. Firlej,²⁸ C. Fitzpatrick,⁴¹ T. Fiutowski,²⁸ F. Fleuret,^{7,n} K. Fohl,⁴⁰ M. Fontana,^{16,40} F. Fontanelli,^{20,i} D. C. Forshaw,⁶¹ R. Forty,⁴⁰ V. Franco Lima,⁵⁴ M. Frank,⁴⁰ C. Frei,⁴⁰ J. Fu,^{22,o} W. Funk,⁴⁰ E. Furfaro,^{25,h} C. Färber,⁴⁰ A. Gallas Torreira,³⁹ D. Galli,^{15,g} S. Gallorini,²³ S. Gambetta,⁵² M. Gandelman,² P. Gandini,⁵⁷ Y. Gao,³ L. M. Garcia Martin,⁶⁹ J. García Pardiñas,³⁹ J. Garra Tico,⁴⁹ L. Garrido,³⁸ P. J. Garsed,⁴⁹ D. Gascon,³⁸ C. Gaspar,⁴⁰ L. Gavardi,¹⁰ G. Gazzoni,⁵ D. Gerick,¹² E. Gersabeck,¹² M. Gersabeck,⁵⁶ T. Gershon,⁵⁰ Ph. Ghez,⁴ S. Gianì,⁴¹ V. Gibson,⁴⁹ O. G. Girard,⁴¹ L. Giubega,³⁰ K. Gizdov,⁵² V. V. Gligorov,⁸ D. Golubkov,³² A. Golutvin,^{55,40} A. Gomes,^{1,p} I. V. Gorelov,³³ C. Gotti,^{21,c} R. Graciani Diaz,³⁸ L. A. Granado Cardoso,⁴⁰ E. Graugés,³⁸ E. Graverini,⁴² G. Graziani,¹⁸ A. Grecu,³⁰ P. Griffith,⁴⁷ L. Grillo,^{21,40,c} B. R. Gruber Cazon,⁵⁷ O. Grünberg,⁶⁷ E. Gushchin,³⁴ Yu. Guz,³⁷ T. Gys,⁴⁰ C. Göbel,⁶² T. Hadavizadeh,⁵⁷ C. Hadjivasiliou,⁵ G. Haefeli,⁴¹ C. Haen,⁴⁰ S. C. Haines,⁴⁹ B. Hamilton,⁶⁰ X. Han,¹² S. Hansmann-Menzemer,¹² N. Harnew,⁵⁷ S. T. Harnew,⁴⁸ J. Harrison,⁵⁶ M. Hatch,⁴⁰ J. He,⁶³ T. Head,⁴¹ A. Heister,⁹ K. Hennessy,⁵⁴ P. Henrard,⁵ L. Henry,⁸ E. van Herwijnen,⁴⁰ M. Heß,⁶⁷ A. Hicheur,² D. Hill,⁵⁷ C. Hombach,⁵⁶ H. Hopchev,⁴¹ W. Hulsbergen,⁴³ T. Humair,⁵⁵ M. Hushchyn,³⁵ D. Hutchcroft,⁵⁴ M. Idzik,²⁸ P. Ilten,⁵⁸ R. Jacobsson,⁴⁰ A. Jaeger,¹² J. Jalocha,⁵⁷ E. Jans,⁴³ A. Jawahery,⁶⁰ F. Jiang,³ M. John,⁵⁷ D. Johnson,⁴⁰ C. R. Jones,⁴⁹ C. Joram,⁴⁰ B. Jost,⁴⁰ N. Jurik,⁵⁷ S. Kandybei,⁴⁵ M. Karacson,⁴⁰ J. M. Kariuki,⁴⁸ S. Karodia,⁵³ M. Kecke,¹² M. Kelsey,⁶¹ M. Kenzie,⁴⁹ T. Ketel,⁴⁴ E. Khairullin,³⁵ B. Khanji,¹² C. Khurewathanakul,⁴¹ T. Kirn,⁹ S. Klaver,⁵⁶ K. Klimaszewski,²⁹ S. Koliiev,⁴⁶ M. Kolpin,¹² I. Komarov,⁴¹ R. F. Koopman,⁴⁴ P. Koppenburg,⁴³ A. Kosmyntseva,³² A. Kozachuk,³³ M. Kozeiha,⁵ L. Kravchuk,³⁴ K. Kreplin,¹² M. Kreps,⁵⁰ P. Krokovny,^{36,e} F. Kruse,¹⁰ W. Krzemien,²⁹ W. Kucewicz,^{27,q} M. Kucharczyk,²⁷ V. Kudryavtsev,^{36,e} A. K. Kuonen,⁴¹ K. Kurek,²⁹ T. Kvaratskheliya,^{32,40} D. Lacarrere,⁴⁰ G. Lafferty,⁵⁶ A. Lai,¹⁶ G. Lanfranchi,¹⁹ C. Langenbruch,⁹ T. Latham,⁵⁰ C. Lazzeroni,⁴⁷ R. Le Gac,⁶ J. van Leerdam,⁴³ A. Leflat,^{33,40} J. Lefrançois,⁷ R. Lefèvre,⁵ F. Lemaître,⁴⁰ E. Lemos Cid,³⁹ O. Leroy,⁶ T. Lesiak,²⁷ B. Leverington,¹² T. Li,³ Y. Li,⁷ T. Likhomanenko,^{35,68} R. Lindner,⁴⁰ C. Linn,⁴⁰ F. Lionetto,⁴² X. Liu,³ D. Loh,⁵⁰ I. Longstaff,⁵³ J. H. Lopes,² D. Lucchesi,^{23,1} M. Lucio Martinez,³⁹ H. Luo,⁵² A. Lupato,²³ E. Luppi,^{17,a} O. Lupton,⁴⁰ A. Lusiani,²⁴ X. Lyu,⁶³ F. Machefert,⁷ F. Maciuc,³⁰

O. Maev,³¹ K. Maguire,⁵⁶ S. Malde,⁵⁷ A. Malinin,⁶⁸ T. Maltsev,³⁶ G. Manca,^{16,k} G. Mancinelli,⁶ P. Manning,⁶¹ J. Maratas,^{5,r} J. F. Marchand,⁴ U. Marconi,¹⁵ C. Marin Benito,³⁸ M. Marinangeli,⁴¹ P. Marino,^{24,j} J. Marks,¹² G. Martellotti,²⁶ M. Martin,⁶ M. Martinelli,⁴¹ D. Martinez Santos,³⁹ F. Martinez Vidal,⁶⁹ D. Martins Tostes,² L. M. Massacrier,⁷ A. Massafferri,¹ R. Matev,⁴⁰ A. Mathad,⁵⁰ Z. Mathe,⁴⁰ C. Matteuzzi,²¹ A. Mauri,⁴² E. Maurice,^{7,n} B. Maurin,⁴¹ A. Mazurov,⁴⁷ M. McCann,^{55,40} A. McNab,⁵⁶ R. McNulty,¹³ B. Meadows,⁵⁹ F. Meier,¹⁰ M. Meissner,¹² D. Melnychuk,²⁹ M. Merk,⁴³ A. Merli,^{22,o} E. Michielin,²³ D. A. Milanese,⁶⁶ M.-N. Minard,⁴ D. S. Mitzel,¹² A. Mogini,⁸ J. Molina Rodriguez,¹ I. A. Monroy,⁶⁶ S. Monteil,⁵ M. Morandin,²³ P. Morawski,²⁸ A. Mordà,⁶ M. J. Morello,^{24,j} O. Morgunova,⁶⁸ J. Moron,²⁸ A. B. Morris,⁵² R. Mountain,⁶¹ F. Muheim,⁵² M. Mulder,⁴³ M. Mussini,¹⁵ D. Müller,⁵⁶ J. Müller,¹⁰ K. Müller,⁴² V. Müller,¹⁰ P. Naik,⁴⁸ T. Nakada,⁴¹ R. Nandakumar,⁵¹ A. Nandi,⁵⁷ I. Nasteva,² M. Needham,⁵² N. Neri,²² S. Neubert,¹² N. Neufeld,⁴⁰ M. Neuner,¹² T. D. Nguyen,⁴¹ C. Nguyen-Mau,^{41,s} S. Nieswand,⁹ R. Niet,¹⁰ N. Nikitin,³³ T. Nikodem,¹² A. Nogay,⁶⁸ A. Novoselov,³⁷ D. P. O'Hanlon,⁵⁰ A. Oblakowska-Mucha,²⁸ V. Obraztsov,³⁷ S. Ogilvy,¹⁹ R. Oldeman,^{16,k} C. J. G. Onderwater,⁷⁰ J. M. Otalora Goicochea,² A. Otto,⁴⁰ P. Owen,⁴² A. Oyanguren,⁶⁹ P. R. Pais,⁴¹ A. Palano,^{14,m} F. Palombo,^{22,o} M. Palutan,¹⁹ A. Papanestis,⁵¹ M. Pappagallo,^{14,m} L. L. Pappalardo,^{17,a} W. Parker,⁶⁰ C. Parkes,⁵⁶ G. Passaleva,¹⁸ A. Pastore,^{14,m} G. D. Patel,⁵⁴ M. Patel,⁵⁵ C. Patrignani,^{15,g} A. Pearce,⁴⁰ A. Pellegrino,⁴³ G. Penso,²⁶ M. Pepe Altarelli,⁴⁰ S. Perazzini,⁴⁰ P. Perret,⁵ L. Pescatore,⁴⁷ K. Petridis,⁴⁸ A. Petrolini,^{20,i} A. Petrov,⁶⁸ M. Petruzzo,^{22,o} E. Picatoste Olloqui,³⁸ B. Pietrzyk,⁴ M. Pikies,²⁷ D. Pinci,²⁶ A. Pistone,²⁰ A. Piucci,¹² V. Placinta,³⁰ S. Playfer,⁵² M. Plo Casasus,³⁹ T. Poikela,⁴⁰ F. Polci,⁸ A. Poluektov,^{50,36} I. Polyakov,⁶¹ E. Polycarpo,² G. J. Pomery,⁴⁸ A. Popov,³⁷ D. Popov,^{11,40} B. Popovici,³⁰ S. Poslavskii,³⁷ C. Potterat,² E. Price,⁴⁸ J. D. Price,⁵⁴ J. Prisciandaro,^{39,40} A. Pritchard,⁵⁴ C. Prouve,⁴⁸ V. Pugatch,⁴⁶ A. Puig Navarro,⁴² G. Punzi,^{24,t} W. Qian,⁵⁰ R. Quagliani,^{7,48} B. Rachwal,²⁷ J. H. Rademacker,⁴⁸ M. Rama,²⁴ M. Ramos Pernas,³⁹ M. S. Rangel,² I. Raniuk,⁴⁵ F. Ratnikov,³⁵ G. Raven,⁴⁴ F. Redi,⁵⁵ S. Reichert,¹⁰ A. C. dos Reis,¹ C. Remon Alepuz,⁶⁹ V. Renaudin,⁷ S. Ricciardi,⁵¹ S. Richards,⁴⁸ M. Rihl,⁴⁰ K. Rinnert,⁵⁴ V. Rives Molina,³⁸ P. Robbe,^{7,40} A. B. Rodrigues,¹ E. Rodrigues,⁵⁹ J. A. Rodriguez Lopez,⁶⁶ P. Rodriguez Perez,⁵⁶ A. Rogozhnikov,³⁵ S. Roiser,⁴⁰ A. Rollings,⁵⁷ V. Romanovskiy,³⁷ A. Romero Vidal,³⁹ J. W. Ronayne,¹³ M. Rotondo,¹⁹ M. S. Rudolph,⁶¹ T. Ruf,⁴⁰ P. Ruiz Valls,⁶⁹ J. J. Saborido Silva,³⁹ E. Sadykhov,³² N. Sagidova,³¹ B. Saitta,^{16,k} V. Salustino Guimaraes,¹ C. Sanchez Mayordomo,⁶⁹ B. Sanmartin Sedes,³⁹ R. Santacesaria,²⁶ C. Santamarina Rios,³⁹ M. Santimaria,¹⁹ E. Santovetti,^{25,h} A. Sarti,^{19,u} C. Satriano,^{26,v} A. Satta,²⁵ D. M. Saunders,⁴⁸ D. Savrina,^{32,33} S. Schael,⁹ M. Schellenberg,¹⁰ M. Schiller,⁵³ H. Schindler,⁴⁰ M. Schlupp,¹⁰ M. Schmelling,¹¹ T. Schmelzer,¹⁰ B. Schmidt,⁴⁰ O. Schneider,⁴¹ A. Schopper,⁴⁰ K. Schubert,¹⁰ M. Schubiger,⁴¹ M.-H. Schune,⁷ R. Schwemmer,⁴⁰ B. Sciascia,¹⁹ A. Sciubba,^{26,u} A. Semennikov,³² A. Sergi,⁴⁷ N. Serra,⁴² J. Serrano,⁶ L. Sestini,²³ P. Seyfert,²¹ M. Shapkin,³⁷ I. Shapoval,⁴⁵ Y. Shcheglov,³¹ T. Shears,⁵⁴ L. Shekhtman,^{36,e} V. Shevchenko,⁶⁸ B. G. Siddi,^{17,40} R. Silva Coutinho,⁴² L. Silva de Oliveira,² G. Simi,^{23,l} S. Simone,^{14,m} M. Sirendi,⁴⁹ N. Skidmore,⁴⁸ T. Skwarnicki,⁶¹ E. Smith,⁵⁵ I. T. Smith,⁵² J. Smith,⁴⁹ M. Smith,⁵⁵ H. Snoek,⁴³ I. Soares Lavra,¹ M. D. Sokoloff,⁵⁹ F. J. P. Soler,⁵³ B. Souza De Paula,² B. Spaan,¹⁰ P. Spradlin,⁵³ S. Sridharan,⁴⁰ F. Stagni,⁴⁰ M. Stahl,¹² S. Stahl,⁴⁰ P. Stefko,⁴¹ S. Stefkova,⁵⁵ O. Steinkamp,⁴² S. Stemmler,¹² O. Stenyakin,³⁷ H. Stevens,¹⁰ S. Stevenson,⁵⁷ S. Stoica,³⁰ S. Stone,⁶¹ B. Storaci,⁴² S. Stracka,^{24,t} M. Straticiu,³⁰ U. Straumann,⁴² L. Sun,⁶⁴ W. Sutcliffe,⁵⁵ K. Swientek,²⁸ V. Syropoulos,⁴⁴ M. Szczekowski,²⁹ T. Szumlak,²⁸ S. T'Jampens,⁴ A. Tayduganov,⁶ T. Tekampe,¹⁰ G. Tellarini,^{17,a} F. Teubert,⁴⁰ E. Thomas,⁴⁰ J. van Tilburg,⁴³ M. J. Tilley,⁵⁵ V. Tisserand,⁴ M. Tobin,⁴¹ S. Tolk,⁴⁹ L. Tomassetti,^{17,a} D. Tonelli,⁴⁰ S. Topp-Joergensen,⁵⁷ F. Toriello,⁶¹ E. Tournefier,⁴ S. Tourneur,⁴¹ K. Trabelsi,⁴¹ M. Traill,⁵³ M. T. Tran,⁴¹ M. Tresch,⁴² A. Trisovic,⁴⁰ A. Tsaregorodtsev,⁶ P. Tsopeles,⁴³ A. Tully,⁴⁹ N. Tuning,⁴³ A. Ukleja,²⁹ A. Ustyuzhanin,³⁵ U. Uwer,¹² C. Vacca,^{16,k} V. Vagnoni,^{15,40} A. Valassi,⁴⁰ S. Valat,⁴⁰ G. Valenti,¹⁵ R. Vazquez Gomez,¹⁹ P. Vazquez Regueiro,³⁹ S. Vecchi,¹⁷ M. van Veghel,⁴³ J. J. Velthuis,⁴⁸ M. Veltri,^{18,w} G. Veneziano,⁵⁷ A. Venkateswaran,⁶¹ M. Vernet,⁵ M. Vesterinen,¹² J. V. Viana Barbosa,⁴⁰ B. Viaud,⁷ D. Vieira,⁶³ M. Vieites Diaz,³⁹ H. Viemann,⁶⁷ X. Vilasis-Cardona,^{38,f} M. Vitti,⁴⁹ V. Volkov,³³ A. Vollhardt,⁴² B. Voneki,⁴⁰ A. Vorobyev,³¹ V. Vorobyev,^{36,e} C. Voß,⁹ J. A. de Vries,⁴³ C. Vázquez Sierra,³⁹ R. Waldi,⁶⁷ C. Wallace,⁵⁰ R. Wallace,¹³ J. Walsh,²⁴ J. Wang,⁶¹ D. R. Ward,⁴⁹ H. M. Wark,⁵⁴ N. K. Watson,⁴⁷ D. Websdale,⁵⁵ A. Weiden,⁴² M. Whitehead,⁴⁰ J. Wicht,⁵⁰ G. Wilkinson,^{57,40} M. Wilkinson,⁶¹ M. Williams,⁴⁰ M. P. Williams,⁴⁷ M. Williams,⁵⁸ T. Williams,⁴⁷ F. F. Wilson,⁵¹ J. Wimberley,⁶⁰ J. Wishahi,¹⁰ W. Wislicki,²⁹ M. Witek,²⁷ G. Wormser,⁷ S. A. Wotton,⁴⁹ K. Wraight,⁵³ K. Wyllie,⁴⁰ Y. Xie,⁶⁵ Z. Xing,⁶¹ Z. Xu,⁴ Z. Yang,³ Y. Yao,⁶¹ H. Yin,⁶⁵ J. Yu,⁶⁵ X. Yuan,^{36,e} O. Yushchenko,³⁷ K. A. Zarebski,⁴⁷ M. Zaverlyaev,^{11,b} L. Zhang,³ Y. Zhang,⁷ Y. Zhang,⁶³ A. Zhelezov,¹² Y. Zheng,⁶³ X. Zhu,³ V. Zhukov,³³ and S. Zucchelli¹⁵

(LHCb Collaboration)

- ¹*Centro Brasileiro de Pesquisas Físicas (CBPF), Rio de Janeiro, Brazil*
²*Universidade Federal do Rio de Janeiro (UFRJ), Rio de Janeiro, Brazil*
³*Center for High Energy Physics, Tsinghua University, Beijing, China*
⁴*LAPP, Université Savoie Mont-Blanc, CNRS/IN2P3, Annecy-Le-Vieux, France*
⁵*Clermont Université, Université Blaise Pascal, CNRS/IN2P3, LPC, Clermont-Ferrand, France*
⁶*CPPM, Aix-Marseille Université, CNRS/IN2P3, Marseille, France*
⁷*LAL, Université Paris-Sud, CNRS/IN2P3, Orsay, France*
⁸*LPNHE, Université Pierre et Marie Curie, Université Paris Diderot, CNRS/IN2P3, Paris, France*
⁹*I. Physikalisches Institut, RWTH Aachen University, Aachen, Germany*
¹⁰*Fakultät Physik, Technische Universität Dortmund, Dortmund, Germany*
¹¹*Max-Planck-Institut für Kernphysik (MPIK), Heidelberg, Germany*
¹²*Physikalisches Institut, Ruprecht-Karls-Universität Heidelberg, Heidelberg, Germany*
¹³*School of Physics, University College Dublin, Dublin, Ireland*
¹⁴*Sezione INFN di Bari, Bari, Italy*
¹⁵*Sezione INFN di Bologna, Bologna, Italy*
¹⁶*Sezione INFN di Cagliari, Cagliari, Italy*
¹⁷*Sezione INFN di Ferrara, Ferrara, Italy*
¹⁸*Sezione INFN di Firenze, Firenze, Italy*
¹⁹*Laboratori Nazionali dell'INFN di Frascati, Frascati, Italy*
²⁰*Sezione INFN di Genova, Genova, Italy*
²¹*Sezione INFN di Milano Bicocca, Milano, Italy*
²²*Sezione INFN di Milano, Milano, Italy*
²³*Sezione INFN di Padova, Padova, Italy*
²⁴*Sezione INFN di Pisa, Pisa, Italy*
²⁵*Sezione INFN di Roma Tor Vergata, Roma, Italy*
²⁶*Sezione INFN di Roma La Sapienza, Roma, Italy*
²⁷*Henryk Niewodniczanski Institute of Nuclear Physics Polish Academy of Sciences, Kraków, Poland*
²⁸*AGH - University of Science and Technology, Faculty of Physics and Applied Computer Science, Kraków, Poland*
²⁹*National Center for Nuclear Research (NCBJ), Warsaw, Poland*
³⁰*Horia Hulubei National Institute of Physics and Nuclear Engineering, Bucharest-Magurele, Romania*
³¹*Petersburg Nuclear Physics Institute (PNPI), Gatchina, Russia*
³²*Institute of Theoretical and Experimental Physics (ITEP), Moscow, Russia*
³³*Institute of Nuclear Physics, Moscow State University (SINP MSU), Moscow, Russia*
³⁴*Institute for Nuclear Research of the Russian Academy of Sciences (INR RAN), Moscow, Russia*
³⁵*Yandex School of Data Analysis, Moscow, Russia*
³⁶*Budker Institute of Nuclear Physics (SB RAS), Novosibirsk, Russia*
³⁷*Institute for High Energy Physics (IHEP), Protvino, Russia*
³⁸*ICCUB, Universitat de Barcelona, Barcelona, Spain*
³⁹*Universidad de Santiago de Compostela, Santiago de Compostela, Spain*
⁴⁰*European Organization for Nuclear Research (CERN), Geneva, Switzerland*
⁴¹*Institute of Physics, Ecole Polytechnique Fédérale de Lausanne (EPFL), Lausanne, Switzerland*
⁴²*Physik-Institut, Universität Zürich, Zürich, Switzerland*
⁴³*Nikhef National Institute for Subatomic Physics, Amsterdam, The Netherlands*
⁴⁴*Nikhef National Institute for Subatomic Physics and VU University Amsterdam, Amsterdam, The Netherlands*
⁴⁵*NSC Kharkiv Institute of Physics and Technology (NSC KIPT), Kharkiv, Ukraine*
⁴⁶*Institute for Nuclear Research of the National Academy of Sciences (KINR), Kyiv, Ukraine*
⁴⁷*University of Birmingham, Birmingham, United Kingdom*
⁴⁸*H.H. Wills Physics Laboratory, University of Bristol, Bristol, United Kingdom*
⁴⁹*Cavendish Laboratory, University of Cambridge, Cambridge, United Kingdom*
⁵⁰*Department of Physics, University of Warwick, Coventry, United Kingdom*
⁵¹*STFC Rutherford Appleton Laboratory, Didcot, United Kingdom*
⁵²*School of Physics and Astronomy, University of Edinburgh, Edinburgh, United Kingdom*
⁵³*School of Physics and Astronomy, University of Glasgow, Glasgow, United Kingdom*
⁵⁴*Oliver Lodge Laboratory, University of Liverpool, Liverpool, United Kingdom*
⁵⁵*Imperial College London, London, United Kingdom*
⁵⁶*School of Physics and Astronomy, University of Manchester, Manchester, United Kingdom*
⁵⁷*Department of Physics, University of Oxford, Oxford, United Kingdom*

⁵⁸*Massachusetts Institute of Technology, Cambridge, Massachusetts, USA*

⁵⁹*University of Cincinnati, Cincinnati, Ohio, USA*

⁶⁰*University of Maryland, College Park, Maryland, USA*

⁶¹*Syracuse University, Syracuse, New York, USA*

⁶²*Pontifícia Universidade Católica do Rio de Janeiro (PUC-Rio), Rio de Janeiro, Brazil
(associated with Universidade Federal do Rio de Janeiro (UFRJ), Rio de Janeiro, Brazil)*

⁶³*University of Chinese Academy of Sciences, Beijing, China
(associated with Center for High Energy Physics, Tsinghua University, Beijing, China)*

⁶⁴*School of Physics and Technology, Wuhan University, Wuhan, China
(associated with Center for High Energy Physics, Tsinghua University, Beijing, China)*

⁶⁵*Institute of Particle Physics, Central China Normal University, Wuhan, Hubei, China
(associated with Center for High Energy Physics, Tsinghua University, Beijing, China)*

⁶⁶*Departamento de Física, Universidad Nacional de Colombia, Bogota, Colombia
(associated with LPNHE, Université Pierre et Marie Curie, Université Paris Diderot,
CNRS/IN2P3, Paris, France)*

⁶⁷*Institut für Physik, Universität Rostock, Rostock, Germany
(associated with Physikalisches Institut, Ruprecht-Karls-Universität Heidelberg, Heidelberg, Germany)*

⁶⁸*National Research Centre Kurchatov Institute, Moscow, Russia
(associated with Institute of Theoretical and Experimental Physics (ITEP), Moscow, Russia)*

⁶⁹*Instituto de Física Corpuscular (IFIC), Universitat de Valencia-CSIC, Valencia, Spain
(associated with ICCUB, Universitat de Barcelona, Barcelona, Spain)*

⁷⁰*Van Swinderen Institute, University of Groningen, Groningen, The Netherlands
(associated with Nikhef National Institute for Subatomic Physics,
Amsterdam, The Netherlands)*

^aAlso at Università di Ferrara, Ferrara, Italy.

^bAlso at P.N. Lebedev Physical Institute, Russian Academy of Science (LPI RAS), Moscow, Russia.

^cAlso at Università di Milano Bicocca, Milano, Italy.

^dAlso at Università di Modena e Reggio Emilia, Modena, Italy.

^eAlso at Novosibirsk State University, Novosibirsk, Russia.

^fAlso at LIFAELS, La Salle, Universitat Ramon Llull, Barcelona, Spain.

^gAlso at Università di Bologna, Bologna, Italy.

^hAlso at Università di Roma Tor Vergata, Roma, Italy.

ⁱAlso at Università di Genova, Genova, Italy.

^jAlso at Scuola Normale Superiore, Pisa, Italy.

^kAlso at Università di Cagliari, Cagliari, Italy.

^lAlso at Università di Padova, Padova, Italy.

^mAlso at Università di Bari, Bari, Italy.

ⁿAlso at Laboratoire Leprince-Ringuet, Palaiseau, France.

^oAlso at Università degli Studi di Milano, Milano, Italy.

^pAlso at Universidade Federal do Triângulo Mineiro (UFTM), Uberaba-MG, Brazil.

^qAlso at AGH - University of Science and Technology, Faculty of Computer Science, Electronics and Telecommunications, Kraków, Poland.

^rAlso at Iligan Institute of Technology (IIT), Iligan, Philippines.

^sAlso at Hanoi University of Science, Hanoi, Viet Nam.

^tAlso at Università di Pisa, Pisa, Italy.

^uAlso at Università di Roma La Sapienza, Roma, Italy.

^vAlso at Università della Basilicata, Potenza, Italy.

^wAlso at Università di Urbino, Urbino, Italy.