

What is the minimum number of specialist anaesthetists needed in low-income and middle-income countries?

Davies, Justine; Vreede, Eric ; Onajin-Obembe, Bisola ; Morriss, Wayne W

DOI:

[10.1136/bmjgh-2018-001005](https://doi.org/10.1136/bmjgh-2018-001005)

License:

Creative Commons: Attribution-NonCommercial (CC BY-NC)

Document Version

Publisher's PDF, also known as Version of record

Citation for published version (Harvard):

Davies, J, Vreede, E, Onajin-Obembe, B & Morriss, WW 2018, 'What is the minimum number of specialist anaesthetists needed in low-income and middle-income countries?', *BMJ Global Health*, vol. 3, no. 6, e001005. <https://doi.org/10.1136/bmjgh-2018-001005>

[Link to publication on Research at Birmingham portal](#)

General rights

Unless a licence is specified above, all rights (including copyright and moral rights) in this document are retained by the authors and/or the copyright holders. The express permission of the copyright holder must be obtained for any use of this material other than for purposes permitted by law.

- Users may freely distribute the URL that is used to identify this publication.
- Users may download and/or print one copy of the publication from the University of Birmingham research portal for the purpose of private study or non-commercial research.
- User may use extracts from the document in line with the concept of 'fair dealing' under the Copyright, Designs and Patents Act 1988 (?)
- Users may not further distribute the material nor use it for the purposes of commercial gain.

Where a licence is displayed above, please note the terms and conditions of the licence govern your use of this document.

When citing, please reference the published version.

Take down policy

While the University of Birmingham exercises care and attention in making items available there are rare occasions when an item has been uploaded in error or has been deemed to be commercially or otherwise sensitive.

If you believe that this is the case for this document, please contact UBIRA@lists.bham.ac.uk providing details and we will remove access to the work immediately and investigate.

What is the minimum number of specialist anaesthetists needed in low-income and middle-income countries?

Justine I Davies,^{1,2} Eric Vreede,³ Bisola Onajin-Obembe,⁴ Wayne W Morriss^{5,6}

To cite: Davies JI, Vreede E, Onajin-Obembe B, *et al*. What is the minimum number of specialist anaesthetists needed in low-income and middle-income countries? *BMJ Glob Health* 2018;**3**:e001005. doi:10.1136/bmjgh-2018-001005

Handling editor Seye Abimbola

Received 10 June 2018
Revised 17 September 2018
Accepted 6 October 2018



© Author(s) (or their employer(s)) 2018. Re-use permitted under CC BY-NC. No commercial re-use. See rights and permissions. Published by BMJ.

¹Medical Research Council/Wits University Rural Public Health and Health Transitions Research Unit, Faculty of Health Sciences, University of the Witwatersrand School of Public Health, Johannesburg, South Africa

²Institute for Allied Health Research, University of Birmingham, Birmingham, UK

³Department of Anaesthesia, University of Sierra Leone Teaching Hospitals Complex, Freetown, Sierra Leone

⁴Department of Anaesthesiology, University of Port Harcourt, Port Harcourt, Nigeria

⁵Department of Anaesthesia, University of Otago, Christchurch Hospital, Christchurch, New Zealand

⁶World Federation of Societies of Anaesthesiologists, London, UK

Correspondence to

Professor Justine I Davies;
justine.davies.6@bham.ac.uk

ABSTRACT

Introduction The number of specialist anaesthetists in most low-income and middle-income countries is below what is needed to provide a safe quality anaesthesia service. There are no estimates of the optimal number; therefore, we estimated the minimum density of specialist anaesthetists to achieve a reasonable standard of healthcare as indicated by the maternal mortality ratio (MMR).

Methods Utilising existing country-level data of the number of physician anaesthesia providers (PAPs), MMR and Human Development Index (HDI), we developed best-fit curves to describe the relationship between MMR and PAPs, controlling for HDI. The aim was to use this relationship to estimate the number of PAPs associated with achieving the median MMR.

Results We estimated that, in order to achieve a reasonable standard of healthcare, as indicated by the global median MMR, countries should aim to have at least four PAPs per 100 000 population. Existing data show that currently 80 countries have fewer than this number.

Conclusion Four PAPs per 100 000 population is a modest target, but there is a need to increase training of doctors in many countries in order to train more specialist anaesthetists. It is important that this target is considered during the development of national workforce plans, even if a stepwise approach to workforce planning is chosen.

INTRODUCTION

It has been estimated that 5 billion out of 7 billion people globally do not have access to safe, affordable surgical and anaesthesia care when needed and that each year 143 million additional surgical procedures are required in low-income and middle-income countries (LMICs) to save lives and prevent disability.¹ To begin to provide for this need, the Lancet Commission on Global Surgery (LCoGS) stated that a massive increase in the specialist surgical, anaesthetic and obstetric (SAO) workforce is required and recommended that all countries should have at least 20 SAO specialists per 100 000 population by 2030.

The need for an adequate surgical workforce was underscored by the adoption, in

Summary box

What is already known?

- ▶ The report of the Lancet Commission on Global Surgery recommended a minimum density of specialist surgeons, anaesthetists and obstetricians of 20 per 100 000 population.
- ▶ The report did not indicate the proportions for each specialty.

What are the new findings?

- ▶ We found that a minimum of four specialist anaesthetists per 100 000 population are required to achieve a reasonable standard of healthcare.
- ▶ Many countries currently do not achieve this number.

What do the new findings imply?

- ▶ Countries should aim for a minimum of four specialist anaesthetists per 100 000 population.
- ▶ To achieve this density, the output of medical schools must increase and entry to anaesthesia training be incentivised.

May 2015, of World Health Assembly Resolution 68.15: ‘Strengthening emergency and essential surgical care and anaesthesia as a component of universal health coverage’.² Furthermore, in support of universal health coverage (UHC), the Global Alliance for Surgery, Obstetrics, Trauma and Anaesthesia Care (G4 Alliance) has set a target of safe surgical care for 80% of the world by 2030.³ A key to achieving these targets lies in increasing workforce.

Unfortunately, planning for the LCoGS’s 20 SAO specialists per 100 000 population is limited in practical applicability because the proportions of surgeons, anaesthetists and obstetricians—each of which are needed to provide quality surgical care—that should form this specialist SAO workforce were not considered.^{1,4} More granular information on these proportions is desperately required for benchmarking, advocacy and rational development of the workforce, if we are to achieve UHC by 2030. We aimed to use newly available

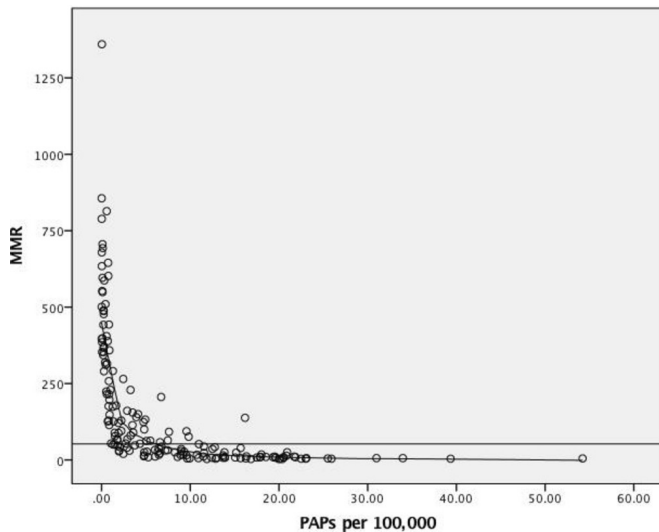


Figure 1 The relationship between physician anaesthesia provider (PAP) density and maternal mortality ratio (MMR) for 168 countries, globally. Each circle represents data from one country. The solid horizontal line shows median MMR of 52.5 per 100 000 live births.

country-level data on physician anaesthesia provider (PAP) density to estimate the minimum number of specialist anaesthetists per 100 000 population required to deliver a reasonable standard of healthcare. We used a similar methodology to that used by the LCoGS to estimate the minimum number of SAO providers.

METHODS

We obtained data on the density of PAPs in individual countries from the World Federation of Societies of Anaesthesiologists (WFSA) Global Anaesthesia Workforce Survey.^{5,6} The survey was conducted during 2015 and 2016, by contacting WFSA member societies and individual providers. Information was collected using an online survey tool and interviews. The WFSA defined PAPs as specialist anaesthetists (anaesthesiologists), trainee specialist anaesthetists or non-specialist physician anaesthetists. The survey found that non-specialist physician anaesthetists accounted for only 2.1% of the total number of PAPs⁵; we therefore used total PAP density as an approximation of specialist anaesthetist density. Similarly to the LCoGS, we used maternal mortality ratio (MMR; maternal deaths per 100 000 live births) as a barometer of country healthcare system functioning. MMR data were obtained from the 2015 World Bank Development Indicator List.⁷ Given that a country’s development level is likely to influence MMR, we also explored the effect of including Human Development Index (HDI) as a covariable in our analysis. HDI data for 2015 were obtained from the United Nations database.⁸

Data on PAP densities, MMR and HDI were not normally distributed, so variables are described using median and IQR. To explore the relationship between variables, we transformed the data to enable production of best-fit curves. We examined the relationship between PAP densities and MMR by visual inspection of graphs plotting MMR and

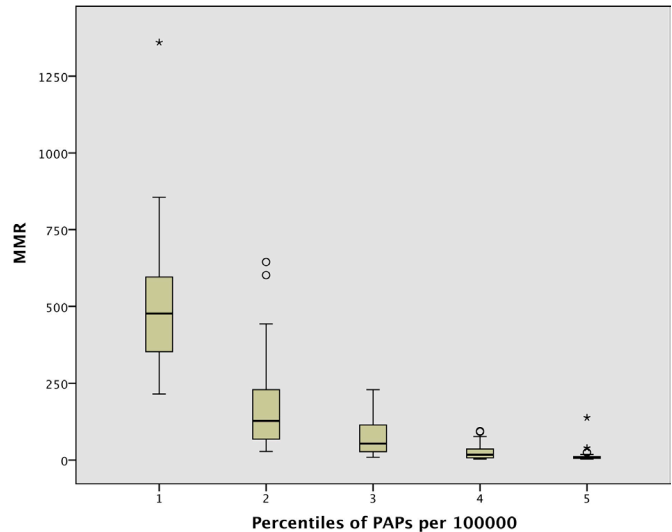


Figure 2 The relationship between physician anaesthesia provider (PAP) quintiles and maternal mortality ratio (MMR) for 198 countries (quintile 1 is 0.1–0.62 PAPs per 100 000; quintile 2: 0.7–2.44; quintile 3: 2.45–6.76; quintile 4: 7.18–15.06; quintile 5: 15.17–54.22).

PAPs both as continuous variables and with PAPs divided into quintiles. We also derived equations to describe the relationship between PAPs and MMR both without and with HDI as a confounding variable. We then explored the number of PAPs that were associated with the median MMR and describe the number of countries that are below, at, or above our estimated minimum number of PAPs.

RESULTS

We were able to match PAP density, MMR, and HDI data for 168 countries (online supplementary file 1), representing 98% of the world’s population. We found that the median number of PAPs was 4.78 per 100 000 (IQR 0.85–12.70); the median MMR was 52.5 per 100 000 live births (IQR 12–221.75), and the median HDI was 0.73 (IQR 0.56–0.83).

There was an inverse non-linear relationship between PAP density and MMR (figure 1). Visual inspection of the best-fit curve associating these variables suggests a steep decrease in MMR between 3 and 5 PAPs per 100 000. Analysis of PAP densities by quintile groups is shown in figure 2; visual inspection of this data suggests that a PAP density range of 2.45–6.76 (quintile 3) is associated with a steep decrease in MMR.

On further exploration of the relationship between PAP densities and MMR, we found that this was best described by using a quadratic equation of the log₁₀ transformed variables: $\log_{10} \text{MMR} = 2.24 - 0.72(\log_{10} \text{PAP}) - 0.22(\log_{10} \text{PAP})^2$. The correlation coefficient (R²) for this equation was 0.806 (figure 3).

Analysis of the relationship between MMR and HDI revealed a clear association between the two variables. This relationship was best described by plotting the log₁₀ MMR against HDI (R²=0.858) (see figure 1a and 1b in the online supplementary file 1).

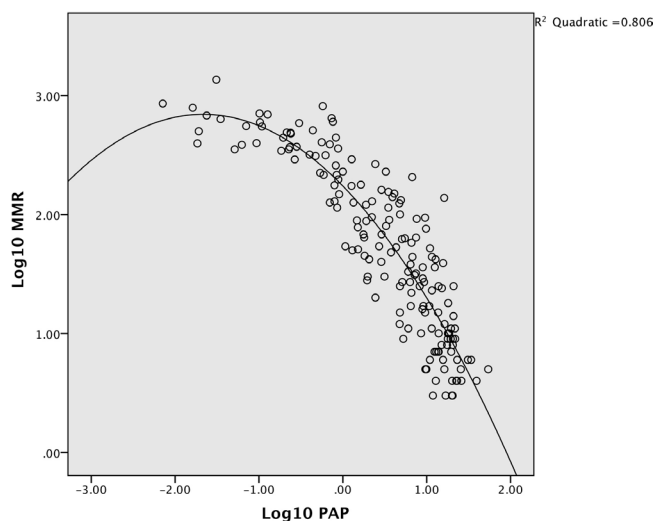


Figure 3 \log_{10} MMR plotted against \log_{10} PAP. R^2 for the quadratic equation is 0.806. MMR, maternal mortality ratio; PAP, physician anaesthesia provider.

Because of the clear association between MMR and HDI, we performed a linear regression analysis (with forced entry) which included HDI. Even with HDI in the equation, \log_{10} PAP and \log_{10} PAP² remained significant independent predictors of \log_{10} MMR; beta weightings and p values are presented in table 1.

The relationship between \log_{10} MMR and variables \log_{10} PAP, \log_{10} PAP² and HDI was best described using the following quadratic equation:

$$\log_{10} MMR = 3.926 - (\log_{10} PAP \times 0.27) - (\log_{10} PAP^2 \times 0.137) - (HDI \times 2.798)$$

($R^2=0.887$).

We solved this equation using the median HDI of 0.73 and found that a PAP density of 4.04 per 100 000 population is associated with the median MMR (52.5).

By various methods, we estimate that approximately four PAPs are associated with the median MMR, which is our marker of a reasonably performing health system. On review of the global PAP density data, we found that 48% (80/168) countries had less than 4.0 PAPs per 100 000, 12% (21/168) countries had 4.0–7.0 PAPs per 100 000, and 40% (67/168) countries had more than 7.0 per 100 000. Using World Bank Income Categories, 100% of low-income countries had a PAP density of less than 4.0 per 100

000, compared with 77.1% of lower middle-income countries, 34.1% of upper middle-income countries and 2.2% of high-income countries.

DISCUSSION

We estimate that a minimum number of four PAPs per 100 000 is required to achieve reasonable healthcare, as indicated by the median MMR (which is a similar MMR to that currently seen in Argentina or Mauritius). We chose the MMR to represent a reasonably functioning health system for several reasons. First, to remain in line with the LCoGS's methodology; second, because the data are widely collected and readily available, and third, the MMR is frequently used as a measure of the state of countries' health systems.

Our findings are also in line with a WFSA recommendation of a minimum PAP density of 5 per 100 000 population. Although the recommendation of the WFSA was based on expert opinion rather than on any empirical evidence, it is reassuring to know that our findings support their recommendation. We believe that the minimum number of specialist anaesthetists should be prominent alongside the LCoGS recommendation of a minimum of 20 specialist SAO providers.¹

Following the passage of Resolution 68.15 by the World Health Assembly in 2015, unanimously calling on member states to strengthen emergency and essential surgical care and anaesthesia as a component of universal health coverage,² many countries are now developing National Surgical Anaesthesia and Obstetric Plans.⁹ An estimate of the minimum number of specialist anaesthetists per 100 000 population is essential for this process. As well as having face value based on our calculations, we argue that a density of 4 to 'achieve' a MMR of 52.5 is a modest target and should be strived for, given that MMR is around 10 in many high-income countries.

But what does a minimum recommendation of four specialist anaesthetists per 100 000 mean in real terms? Globally, the WFSA Workforce Survey estimated that over 8000 additional PAPs would be required to achieve a minimum density of 1 per 100 000 in all countries, based on 2015 populations.⁵ Over 136 000 additional PAPs would be required worldwide to achieve 5 per 100 000. The majority of countries in sub-Saharan Africa and some in Asia have a PAP density of <1 per 100 000 population. Consequently, for these countries to reach 1 per 100 000, let alone 4 per 100 000, a large investment is required to train more PAPs. In the short term, this will be next to impossible until the total number of graduate doctors is also increased. In many LMICs, there is a general shortage of medical graduates and this, coupled with anaesthesia's low profile, results in very small numbers of doctors training to be specialist anaesthetists.¹⁰ Longer term planning of a viable anaesthesia workforce should involve both increasing graduate numbers and raising the profile of anaesthesiology as a career, as well as creating positive learning and working environments for trainees.^{10–12}

Given the number of years to complete the necessary training and the need to provide care right now, alternative

Table 1 Beta weights and p values for association between \log_{10} MMR and HDI, \log_{10} PAP, and \log_{10} PAP²

	Beta (unstandardised)	SE	P values
(Constant)	3.926	0.189	<0.001
HDI	-2.798	0.312	<0.001
\log_{10} PAP	-0.270	0.57	<0.001
\log_{10} PAP ²	-0.137	0.27	<0.001

HDI, Human Development Index; MMR, maternal mortality ratio; PAP, physician anaesthetist provider.

strategies for delivery of anaesthesia care are a reality in many LMICs (and some high-income countries).^{13 14} The LCoGS endorsed task sharing as a means to expand the surgical workforce. The commission defined task sharing as a mechanism to maximise human resources and encourage their efficient and safe deployment via the collaborative use of specialist providers, general practitioners, and associate clinicians.^{1 15} Likewise, the WFSa recognises that non-specialist providers will be required in many countries to address workforce deficits.¹⁶ Like the LCoGS, our study only looks at specialist providers and does not attempt to provide an estimate of the required number of non-specialist providers. While we recognise the essential contribution of non-specialist providers in many environments, this does not affect our recommendation of at least four specialist anaesthetists per 100 000 population. In our view, and the view of the WFSa, specialist anaesthetists are required to provide leadership, provide supervision, and drive workforce development.¹⁷

There are limitations to our analysis. First, our estimates were initially based on visual inspection of graphs, which can be prone to error and bias. However, the LCoGS's widely cited recommendation on workforce density was also based on visual inspection of a curve plotting the relationship between number of SAO providers and MMR; a specialist surgical workforce density of more than 20 per 100 000 was found to be associated with a steep increase in maternal survival, with the curve flattening out at provider densities above 40 per 100 000. While we used a similar approach to determine the minimum PAP density, we strengthened our finding by estimating the number of PAPs required to achieve a median MMR after mathematically describing the relationship between the two variables and including the effect of HDI.

Second, our use of a median MMR could be considered to be arbitrary. We recognise that the median MMR is lower than the United Nations Sustainable Development Goals (SDG) target of less than 70 per 100 000 live births. However, our goal was not to see how many anaesthetists are needed to meet the SDG target, but rather how many are needed to form a reasonably functioning health system. We believe that the median MMR is an appropriate measure of this. Third, MMR is just one marker of a well-functioning health system—there are many other such markers. Nevertheless, we chose MMR because it is widely available, reasonably accurately reported, and it was the metric used in the calculations of SAO workforce used by the LCoGS.

CONCLUSION

Our analysis shows that a minimum of four specialist anaesthetist physicians per 100 000 is associated with achieving a median MMR of 52.5. This is a modest target but will nevertheless be seen as highly aspirational in many LMICs. It is important that this target is considered during the development of national workforce plans, even if a stepwise approach to workforce planning is chosen. Every journey starts with a step, and this is a journey we must take if we

are to provide safe anaesthesia and surgical care for our patients.

Contributors EV conceived the idea. JD did the analysis. All authors equally contributed to writing the drafts. Bisola Onajin-Obembe compiled the reference list.

Funding The authors have not declared a specific grant for this research from any funding agency in the public, commercial, or not-for-profit sectors.

Competing interests None declared.

Patient consent Not Required.

Provenance and peer review Not commissioned; externally peer reviewed.

Data sharing statement All data used in this analysis are freely available from the references cited in the text.

Open access This is an open access article distributed in accordance with the Creative Commons Attribution Non Commercial (CC BY-NC 4.0) license, which permits others to distribute, remix, adapt, build upon this work non-commercially, and license their derivative works on different terms, provided the original work is properly cited, appropriate credit is given, any changes made indicated, and the use is non-commercial. See: <http://creativecommons.org/licenses/by-nc/4.0>

REFERENCES

- Meara JG, Leather AJM, Hagander L, *et al*. Global Surgery 2030: evidence and solutions for achieving health, welfare, and economic development. *The Lancet* 2015;386:569–624.
- World Health Assembly. 68th Meeting. "WHA 68.15. Strengthening emergency and essential surgical care and anaesthesia as a component of universal health coverage". Geneva, Switzerland: World Health Organization, 2015.
- Haider A, Scott JW, Gause CD, *et al*. Development of a unifying target and consensus indicators for global surgical systems strengthening: proposed by the global alliance for surgery, obstetric, trauma, and anaesthesia Care (The G4 Alliance). *World J Surg* 2017;41:2426–34.
- Redfern N, Harrop-Griffiths W. Who knows how many anaesthetists we need? *Anaesthesia* 2013;68:227–31.
- Kemphorne P, Morriss WW, Mellin-Olsen J, *et al*. The WFSa global anaesthesia workforce survey. *Anesth Analg* 2017;125:981–90.
- WFSa, 2018. World anaesthesiology workforce. Available from: <https://www.wfsahq.org/workforce-map> [Accessed 26 April 2018].
- The World Bank Indicators, 2018. Agriculture & rural development. Available from: <https://data.worldbank.org/indicator> [Accessed 26 April 2018].
- United Nations Development Programme, 2018. Human development report. human development data (1990 to 2015). Available from: <http://hdr.undp.org/en/data> [Accessed 26 April 2018].
- Harvard Medical School. "Program in global surgery and social change. National /surgical, obstetric and anesthesia planning". Available from: <https://www.pgssc.org/national-surgical-planning>
- Khan FA, Minai FN, Siddiqui S. Anaesthesia as a career choice in a developing country; effect of clinical clerkship. *J Pak Med Assoc* 2011;61:1052–6.
- Turner G, Goldacre MJ, Lambert T. Career choices for anaesthesia: national surveys of graduates of 1974–2002 from UK medical schools. *BJA* 2005;95:332–8.
- Moore JN, McDiarmid AJ, Johnston PW, *et al*. Identifying and exploring factors influencing career choice, recruitment and retention of anaesthesia trainees in the UK. *Postgrad Med J* 2017;93:61–6.
- Nyamai K, Ng'ang'a P, Mutisya R. Impact of clinical officer anaesthetist training programme at the Kenya medical training college, Nakuru, on trainee satisfaction, quality of practice, and cadre shortfall alleviation. *East Afr Med J* 2013;90:226–34.
- Livingston P, Zolpys L, Mukwesi C, *et al*. Non-technical skills of anaesthesia providers in Rwanda: an ethnography. *Pan Afr Med J* 2014;19:97.
- Ashengo T, Skeels A, Hurwitz EJH, *et al*. Bridging the human resource gap in surgical and anesthesia care in low-resource countries: a review of the task sharing literature. *Hum Resour Health* 2017;15:77.
- World Federation of Societies of Anaesthesiologists, 2017. WFSa releases position statement on anaesthesiology and Universal Health Coverage (UHC). Available from: <http://www.wfsahq.org/latest-news/latestnews/682-wfsa-releases-position-statement-on-anaesthesiology-and-universal-health-coverage-uhc> [Accessed July 17 2017].
- Gore-Booth J, Mellin-Olsen J, Morriss W. WFSa describes its vision for implementation of WHA 68.15. *The Bulletin of the American College of Surgeons* 2018;103:44–8.