

Structure and Lithium Ion Dynamics in Fluoride Doped Cubic LLZO Garnet for Li Solid State Battery Applications

yeandel, s; chapman, B; Slater, Peter; goddard, P

DOI:

[10.1021/acs.jpcc.8b07704](https://doi.org/10.1021/acs.jpcc.8b07704)

License:

None: All rights reserved

Document Version

Peer reviewed version

Citation for published version (Harvard):

yeandel, S, chapman, B, Slater, P & goddard, P 2018, 'Structure and Lithium Ion Dynamics in Fluoride Doped Cubic LLZO Garnet for Li Solid State Battery Applications', *Journal of Physical Chemistry C*.

<https://doi.org/10.1021/acs.jpcc.8b07704>

[Link to publication on Research at Birmingham portal](#)

Publisher Rights Statement:

Final version of record available at: <http://dx.doi.org/10.1021/acs.jpcc.8b07704>

General rights

Unless a licence is specified above, all rights (including copyright and moral rights) in this document are retained by the authors and/or the copyright holders. The express permission of the copyright holder must be obtained for any use of this material other than for purposes permitted by law.

- Users may freely distribute the URL that is used to identify this publication.
- Users may download and/or print one copy of the publication from the University of Birmingham research portal for the purpose of private study or non-commercial research.
- User may use extracts from the document in line with the concept of 'fair dealing' under the Copyright, Designs and Patents Act 1988 (?)
- Users may not further distribute the material nor use it for the purposes of commercial gain.

Where a licence is displayed above, please note the terms and conditions of the licence govern your use of this document.

When citing, please reference the published version.

Take down policy

While the University of Birmingham exercises care and attention in making items available there are rare occasions when an item has been uploaded in error or has been deemed to be commercially or otherwise sensitive.

If you believe that this is the case for this document, please contact UBIRA@lists.bham.ac.uk providing details and we will remove access to the work immediately and investigate.



C: Energy Conversion and Storage; Energy and Charge Transport

Structure and Lithium Ion Dynamics in Fluoride Doped Cubic LLZO (LiLaZrO) Garnet for Li Solid State Battery Applications

Stephen Yeandel, Benjamin John Chapman, Peter R. Slater, and Pooja Goddard

J. Phys. Chem. C, **Just Accepted Manuscript** • DOI: 10.1021/acs.jpcc.8b07704 • Publication Date (Web): 10 Nov 2018Downloaded from <http://pubs.acs.org> on November 14, 2018**Just Accepted**

“Just Accepted” manuscripts have been peer-reviewed and accepted for publication. They are posted online prior to technical editing, formatting for publication and author proofing. The American Chemical Society provides “Just Accepted” as a service to the research community to expedite the dissemination of scientific material as soon as possible after acceptance. “Just Accepted” manuscripts appear in full in PDF format accompanied by an HTML abstract. “Just Accepted” manuscripts have been fully peer reviewed, but should not be considered the official version of record. They are citable by the Digital Object Identifier (DOI®). “Just Accepted” is an optional service offered to authors. Therefore, the “Just Accepted” Web site may not include all articles that will be published in the journal. After a manuscript is technically edited and formatted, it will be removed from the “Just Accepted” Web site and published as an ASAP article. Note that technical editing may introduce minor changes to the manuscript text and/or graphics which could affect content, and all legal disclaimers and ethical guidelines that apply to the journal pertain. ACS cannot be held responsible for errors or consequences arising from the use of information contained in these “Just Accepted” manuscripts.



Structure and Lithium Ion Dynamics in Fluoride Doped Cubic LLZO ($\text{Li}_7\text{La}_3\text{Zr}_2\text{O}_{12}$) Garnet for Li Solid State Battery Applications

Stephen R. Yeandel,[†] Benjamin J. Chapman,[†] Peter R. Slater,[‡] and Pooja Goddard (previously Panchmatia)^{*,†}

[†]*Department of Chemistry, Loughborough University, Loughborough, LE11 3TU*

[‡]*School of Chemistry, University of Birmingham, Birmingham, B15 2TT*

E-mail: P.Goddard@lboro.ac.uk

Abstract

The lithium-stuffed garnet LLZO ($\text{Li}_7\text{La}_3\text{Zr}_2\text{O}_{12}$), when suitably doped, is a promising candidate material for use as a solid state electrolyte within advanced Li-ion batteries. It possesses the thermal and mechanical stability of many inorganic ceramics, while exhibiting the high Li^+ ionic conductivities often associated with conventional liquid electrolytes, making it an ideal component for large scale energy storage. However, only the high temperature cubic phase has any meaningful Li-ion conductivity.

Typically the formation of this phase is achieved through cation doping (e.g. Al^{3+} on the Li site) to lower the Li content and so disrupt Li ordering. However, Li site doping, in particular, may potentially lead to some disruption of the Li ion conduction pathways and sub-optimal ionic conductivities. Consequently, other novel doping strategies involving the anion site is gaining traction, for example F^- for O^{2-} as an alternative strategy to lower the Li content without directly blocking the lithium diffusion pathways.

1
2
3 For the first time, classical potentials-based simulations have been employed to
4 simulate the incorporation of fluoride anions into LLZO. Low incorporation energies
5 have been calculated suggesting fluoride anions are stable on the oxygen sites with
6 a compensating lithium ion vacancy defect. Molecular dynamics (MD) calculations
7 suggest a definitive phase transition to the more desirable cubic phase of LLZO when
8 doped with fluoride at temperatures significantly lower than the tetragonal-cubic phase
9 transition found for pure LLZO. Remarkably, the lithium ion transport properties are
10 shown to improve in the fluoride doped samples particularly at low temperatures due
11 to the stabilisation of the cubic phase, suggesting anion doping of garnet systems may
12 be a compelling alternative route to optimise the ionic conductivity.
13
14
15
16
17
18
19
20
21
22
23

24 Introduction

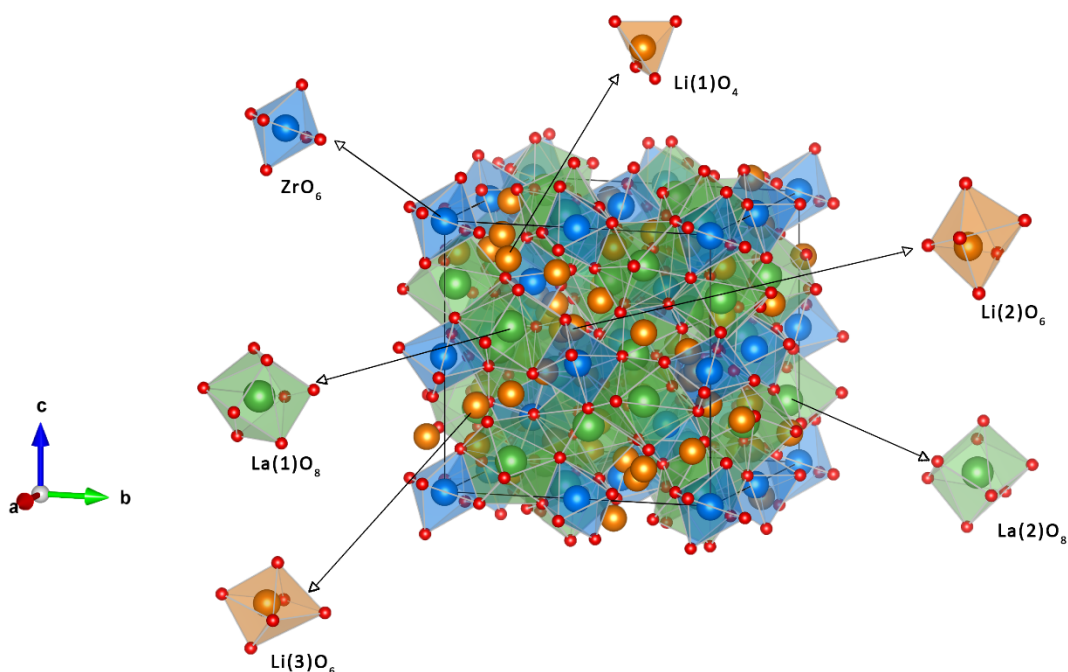
25
26
27 Electricity generated by renewable sources such as wind or solar photovoltaics is set to revo-
28 lutionise the energy industry and lead us into a more sustainable future. This eventuality is
29 only possible provided effective solutions are devised to tackle the challenges posing the inte-
30 gration of renewable energy sources into the power network and automotive industry. Both
31 applications share the need for an efficient, high energy, high power form of energy stor-
32 age to support the transition from current carbon-based fossil fuels to electricity generated
33 from more sustainable sources.¹ Naturally, attention has turned towards Li-ion based sys-
34 tems, due to their high energy density for the solution. However, despite their dominance in
35 small-scale portable devices, today's Li-ion batteries do not meet the necessary performance
36 requirements demanded for large-scale applications. In order to achieve the high energy and
37 power outputs prescribed, the Li-ion storage system must be drastically up-scaled. With
38 this comes a significant increase to the risks associated with the safety of operation resulting
39 from the use of conventional highly flammable organic liquid electrolytes.
40
41
42
43
44
45
46
47
48
49
50
51
52

53 Furthermore, dendritic growth caused by rapid charge/discharge cycles leads to an in-
54 creased surface area at the electrode-electrolyte interface, compromising safety and lowering
55
56
57
58
59
60

1
2
3 performance.² To eliminate the risk of thermal runaway and potential rapid discharge due to
4 a short circuit, a solid-state approach is being investigated in the design of many advanced
5 Li-ion batteries. The high chemical, electrical and mechanical stability possessed by solid
6 state materials make them ideal candidates for storage systems operating over wide voltage
7 and temperature ranges. However, ultimately, the suitability of any crystalline material to
8 act as an electrolyte hinges on its ionic conductivity. The lithium-stuffed garnet known as
9 LLZO ($\text{Li}_7\text{La}_3\text{Zr}_2\text{O}_{12}$) is one of the most promising materials for this and has attracted a
10 great deal of attention, leading to a detailed understanding of its structure and potential
11 lithium ion migration mechanisms.³ Considerable advances have been made over the past
12 ten years, however there are still details of its complex structure and transport behaviour
13 that remain unresolved.
14

15
16 As reported extensively in the literature,⁴⁻⁶ the pure garnet LLZO has the tetragonal
17 space group $I4_1/acd$ (No. 142)⁷ at room temperature and is a relatively poor ionic conduc-
18 tor, compared to high temperature cubic garnet counterparts, with space group $Ia\bar{3}d$ (No.
19 230).⁸⁻¹² The adoption of the tetragonal cell is a result of the high Li content, which favours
20 Li ordering to limit short Li^+-Li^+ interactions. Indeed the tetragonal symmetry is observed
21 for all garnets reported so far with 7 Li per formula unit. i.e. $\text{Li}_7\text{Ln}_3\text{M}_2\text{O}_{12}$ (where $\text{Ln}=\text{La}$,
22 Nd ; $\text{M}=\text{Sn}$, Hf , Zr), $\text{Li}_7\text{LnSr}_2\text{Ta}_2\text{O}_{12}$ (where $\text{Ln}=\text{La}$, Pr , Nd , Sm , Gd).⁹⁻¹²
23
24
25
26
27
28
29
30
31
32
33
34
35
36
37
38
39
40
41
42
43
44
45
46
47
48
49
50
51
52
53
54
55
56
57
58
59
60

Figure 1: Crystal structure of tetragonal $\text{Li}_7\text{La}_3\text{Zr}_2\text{O}_{12}$ ⁷ with 3 Li coordination sites, tetrahedral Li(1) and octahedral Li(2) and Li(3)



A schematic of tetragonal LLZO⁷ is shown in Figure 1. There are three individual fully occupied lithium sites (colored orange) within the crystal lattice: Li(1) is located at the tetrahedral 8a sites while Li(2) and Li(3) are located at the octahedral 16f and 32g sites. Dodecahedral La(1) and La(2) are situated at the 8b and 16e sites (colored green), while octahedral Zr occupies the 16c sites (colored blue). In order to convert the poorly conducting tetragonal $\text{Li}_7\text{La}_3\text{Zr}_2\text{O}_{12}$ into the highly conducting cubic phase at lower temperatures, doping is critical to lower the Li content, with the resultant Li vacancies disrupting the long range Li order. This can be achieved through Nb/Ta doping^{7,13-15} on the Zr site, or Al/Ga doping^{13,16,17} on the Li site. Indeed, Al doping can happen unintentionally simply through reaction between the garnet powders and the alumina crucibles at elevated temperatures.^{11,17,18} Whilst cation doping does stabilise the cubic phase at lower temperatures, impurities such as CO_2 and water incorporation are well known to inhibit synthesis. [Therefore novel alternative doping mechanisms are gaining research momentum, in particular anion doping strategies.](#)

Recently, the effects of fluoride doping in lithium electrolyte materials with respect to

1
2
3 the total conductivities and activation energies has been investigated with some interest.^{4,19}
4
5 Interestingly, the addition of fluoride ions to LLZO during synthesis contributed to the
6
7 stabilisation of the cubic phase, exhibiting a total conductivity of 5×10^{-4} S/cm and an
8
9 activation energy of 0.26 eV - lower than corresponding cation doped samples.⁴ Fluoride
10
11 incorporation within the garnet structure is such a novel approach towards improving ionic
12
13 conductivity that little is understood regarding the possible migration pathways and diffusion
14
15 mechanisms taking place. In this work, we report [the first computational study of F⁻ doping](#)
16
17 [in LLZO and the resultant impact on the phase stability, transport properties and Li ion](#)
18
19 [dynamics as compared to pure LLZO.](#)
20
21
22

23 Methodology

24
25
26
27 Atomistic modelling techniques are well suited to the investigation of defect and transport
28
29 properties and have been applied successfully to a variety of studies on lithium battery
30
31 materials.^{11,20-33} In the present study, potentials-based energy minimisation and molecular
32
33 dynamics (MD) were employed.³²⁻³⁶ The advantage of employing potentials-based methods
34
35 is that it allows us to study much larger systems (> 5000 species) for nanosecond timescales
36
37 which would be infeasible for other methods, such as Density Functional Theory (DFT).
38
39 Having said this, it is crucial to rigorously parameterise the ion-ion interactions appropriate
40
41 to describe the materials in question in line with experimental observations. The GULP
42
43 (General Utility Lattice Program) code³⁷ was used for the interatomic potential verification,
44
45 and within GULP the Mott-Littleton³⁸ method was used to investigate the isolated point
46
47 defects. The DL_POLY Classic 1.9 code was used for MD calculations.³⁴
48

49 The interatomic potential model of Wang et al.⁷ listed in Table 1, was used to model
50
51 the pure LLZO phase. In this potential model the species are assigned a full formal charge
52
53 and the shell model of Dick and Overhauser³⁹ is employed to represent ionic polarisability.
54
55 Short-range interactions were represented by the Buckingham potential⁴⁰ with a cutoff of
56
57
58
59
60

12 Å. The short-range cutoff was reduced to 7.5 Å in MD calculations to allow for faster and more efficient simulations.

Table 1: Buckingham interatomic potential parameters of Wang et al.⁷ used to model pure LLZO

Interaction	A (eV)	ρ (Å)	C (eV.Å ⁶)
Li ⁺ -O ²⁻	632.10	0.2906	0.00
La ³⁺ -O ²⁻	4579.23	0.3044	0.00
Zr ⁴⁺ -O ²⁻	1470.10	0.3500	0.00
O ²⁻ -O ²⁻	22764.30	0.1490	27.63
Species	Shell charge (e)	Spring constant (eV.Å ⁻²)	
O ²⁻	-2.760	30.20	

Fluoride potentials

To model fluoride doping in LLZO, additional Buckingham potential parameters are required to simulate the interaction of fluoride ions with the existing species (Li⁺, La³⁺, Zr⁴⁺, O²⁻) in the system. In classical potentials-based modelling it is generally assumed that short-range cation-cation interactions may be omitted due to minimal interaction of the electron clouds of the two cations, and therefore the repulsion of these species may be adequately represented by the coulombic contribution alone. Under this approximation, doping of oxide materials with cation species is relatively straightforward as only a single dopant-oxide interaction needs to be included for each dopant species. However, when the dopant is an anion, the complexity increases and new parameters for oxide-dopant, dopant-dopant and cation-dopant are required. In the case of fluoride doping of LLZO this means 5 new interactions are required; corresponding to Li⁺-F⁻, La³⁺-F⁻, Zr⁴⁺-F⁻, F⁻-F⁻ and O²⁻-F⁻.

The majority of fluoride potential parameters were acquired from the work of Binks⁴¹ and Valerio et al.⁴² which have different, albeit very similar, F⁻-F⁻ interaction parameters. Due to this difference, the compatibility and validity of these parameters must be carefully assessed. To this end, the potentials have been vetted against a combination of their bi/ternary oxides and fluorides to successfully reproduce the properties of these materials

(see Table S4).

Despite an extensive search of the literature, a $\text{Zr}^{4+}\text{-F}^-$ potential parameterisation with similar $\text{F}^-\text{-F}^-$ potential parameters could not be located. To generate the parameters for the $\text{Zr}^{4+}\text{-F}^-$ interaction a particle swarm optimisation (PSO) algorithm was employed to fit the parameters to experimental data. In general, a PSO algorithm consists of a population of fictional particles (referred to as a swarm), positioned randomly over the parameter space of the problem (for a single Buckingham potential this space is 3 dimensional, corresponding to the A , ρ and C parameters respectively). In this way, each particle of the swarm represents a single solution to the problem (a set of interaction parameters). The “fitness” of each particle is evaluated and then the position updated according to simple dynamics which take into account the best solution found by the particle and the best known solution across the entire swarm. In the event that a particle finds an improved solution, the best known solution for the particle is updated and, if appropriate, the best known solution of the swarm. This process is iterated and guides the swarm towards better solutions over time, whilst maintaining an exploratory behaviour. Though not guaranteed to converge to the global optimum solution, this process explores more of the potential-space than simpler optimisation algorithms which frequently converge to the nearest local minimum. Further information regarding this technique and its origins can be found in the literature.^{43–45}

The structures of $\text{LaZr}_2\text{F}_{11}$, Li_2ZrF_6 and ZrF_4 ^{46–48} were used to fit the new $\text{Zr}^{4+}\text{-F}^-$ interaction. The use of these three structures ensures that the resultant $\text{Zr}^{4+}\text{-F}^-$ potential is compatible with both the $\text{Li}^+\text{-F}^-$ and $\text{La}^{3+}\text{-F}^-$ interactions. The fitness function used was simply a weighted sum of the errors on the lattice vectors and fractional coordinates after minimisation. Thus, the weightings used in the fitness function may influence the optimisation and the resultant parameters. A number of $\text{Zr}^{4+}\text{-F}^-$ Buckingham parameters were generated, corresponding to multiple different weighting schemes. A parameter set was selected which gave a good fit to the structural properties of all the three materials included in the fit, while avoiding over-fitting to one particular material.

The $\text{Zr}^{4+}\text{-F}^-$ potential was further verified by comparing the elastic constants of ZrF_4 as calculated with the fitted potential, against the elastic constants obtained using DFT calculations (full details of the DFT calculation may be found in the Supporting Information). Although the elastic constants of ZrF_4 were not included in the fitting of the $\text{Zr}^{4+}\text{-F}^-$ potential model, good agreement was found for the majority of elastic constants and the Bulk modulus was reproduced to within 1%. The full comparison of elastic constants can be found in Tables S2 and S3.

The finalised set of fluoride potential parameters are listed in Table 2 and have been verified against multiple oxide and fluoride structures. See Supporting Information, Table S4, for full details.

Table 2: Finalised fluoride Buckingham interatomic potential parameters used in this work

Interaction	A (eV)	ρ (Å)	C (eV.Å ⁶)	Ref.
$\text{Li}^+\text{-F}^-$	443.83	0.2714	0.00	(41)
$\text{La}^{3+}\text{-F}^-$	2817.74	0.2980	0.00	(42)
$\text{Zr}^{4+}\text{-F}^-$	914.13	0.3391	0.00	N/A
$\text{F}^-\text{-F}^-$	911.69	0.2707	13.80	(41)
$\text{O}^{2-}\text{-F}^-$	464.54	0.3362	22.10	(41)
Species	Shell charge (e)	Spring constant (eV.Å ⁻²)		
F^-	-1.378	24.36	(41)	

Results and discussion

Structural Modelling

The structure of tetragonal LLZO⁷ was found to have imaginary vibrational frequencies upon energy minimisation. These were identified to be related to the ordered lithium positions in the structure. To remove the imaginary modes a short 40 ps MD simulation at 10 K was performed, followed by energy minimisation.

This procedure allows the lithium ions to disorder and then relax back into new preferred positions. The final structure has only a slight change in the positions of the lithium ions,

1
2
3 but the symmetry of the system has changed from tetragonal to orthorhombic. However,
4 the deviation from tetragonal symmetry is relatively minor ($< 1.2\%$) and all the imaginary
5 vibrational frequencies are removed.
6
7

8
9 By examining the cubic phase of LLZO⁸ it becomes clear that the Li(3) atoms at the
10 32g sites of tetragonal LLZO⁷ are at the juncture of a shallow double potential well, where
11 both minima are partially occupied at high temperature. Thus, the procedure to remove the
12 imaginary vibrational modes has forced the lithium atoms at the 32g sites to adopt one or
13 the other more stable configurations. Indeed, the change to orthorhombic symmetry from
14 tetragonal is accompanied by only a 0.02 eV per formula unit reduction in lattice energy. A
15 comparison of the experimental and calculated lattice parameters (for both the tetragonal
16 and orthorhombic structures of LLZO) can be found in Table S5. The pure cubic structure
17 has been left out since it only forms at high temperatures. In light of these results, it would
18 be interesting to experimentally study the structure of this system below room temperature
19 to determine whether long range orthorhombic distortions are observed.
20
21
22
23
24
25
26
27
28
29
30

31 32 33 **Intrinsic defects**

34
35 The orthorhombic form of LLZO was used for all defect calculations as the inclusion of point
36 defects within the tetragonal LLZO system results in an extensive long-range relaxation.
37 This long-range relaxation in tetragonal LLZO is due to the the bulk structure relaxing to
38 a more energetically favourable state with the introduction of a point defect (resolving the
39 imaginary vibrational modes discussed previously); the relaxation continues further into the
40 bulk material as the shallow double potential well is no longer symmetrical at all lithium
41 sites.
42
43
44
45
46
47
48

49 The defect energies of several types of point defects were calculated for each species
50 within the orthorhombic LLZO system. All point defect calculations were conducted using
51 the Mott-Littleton method,³⁸ using converged region sizes of 18 Å and 36 Å for regions I and
52 II respectively. As the symmetry of the system has been lowered, multiple sites for each type
53
54
55
56
57
58
59
60

of point defect were simulated. The lowest defect energy calculated for each point defect can be found in Table S7.

Using these point defect energies, the formation energy for lithium Frenkel defects as shown in Equation 1 were calculated to be 0.51 eV comparable to other lithium conducting solids.^{11,20-33} The lithium Frenkel defect is of primary importance if LLZO is to be considered as a Li-ion solid state electrolyte material.



The most favoured lithium Frenkel mechanism corresponds to a lithium vacancy at the tetrahedral 8a site and the lithium interstitial sitting approximately between the lithium 8a and 32g sites.

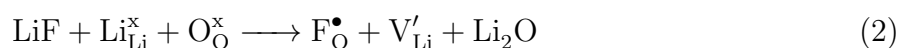
Fluoride doping

The conventional way of doping LLZO to stabilise the cubic phase and hence improve the conductivity has been to reduce the Li content through cation doping (e.g. Nb^{5+} on the Zr^{4+} site; Al^{3+} , Ga^{3+} on the Li^{+} site). An alternative strategy to achieve this aim would be to dope on the anion site, so that the cation network is retained. Anion doping in LLZO has seldom been considered as a means for stabilising the highly conductive cubic phase and improving the diffusion of lithium through the crystal lattice, thus the literature is limited and little is known of its performance. To date there are no published findings regarding the computational modelling of fluoride doping within the LLZO garnet and only a single experimental publication.⁴

Using the dopant LiF and a conventional solid state synthesis route, Cai et al. prepared a series of fluoride doped LLZO samples, represented by the formula x wt% LiF-LLZO ($0 < x < 2$).⁴ X-ray diffraction analysis revealed all fluoride doped samples crystallised as the cubic garnet structure, space group $Ia\bar{3}d$, whereas pure LLZO crystallised in the


1
2
3 tetragonal space group $I4_1acd$. These findings suggest the incorporation of fluoride ions
4 during synthesis is conducive towards the stabilisation of the cubic phase. In addition,
5 conductivity of the 1.0 wt% LiF-LLZO samples was measured in the region of 5×10^{-4} S/cm
6 at room temperature, similar to that of cubic LLZO.⁴⁹ In addition, the activation energy
7 was found to be less than that of cation doped LLZO garnets at 0.26 eV.
8
9

10
11 The purpose of fluoride doping is similar to that of previous cation dopant studies^{13,16,50,51}
12 in that the resulting charged defect is compensated for by the generation of lithium vacancies.
13 The charge compensation mechanism proposed by Cai et al. is shown in Equation 2.⁴
14
15
16
17
18



20
21 This mechanism was also tested with Mott-Littleton calculations using converged region
22 sizes of 18 Å and 36 Å for regions I and II respectively. Once again multiple sites were tested
23 due to the lowering of symmetry. The lowest energy found for this mechanism was 1.9 eV.
24 Several other mechanisms for incorporation of fluoride from LiF as well as other fluoride salts
25 i.e. LaF_3 and ZrF_4 , were also tested but all gave higher defect energies (Table S8). This
26 indicates that the mechanism predicted by Cai et al. is indeed the preferred mechanism for
27 fluoride incorporation and that the compensating defect is the formation of lithium vacan-
28 cies. This level of detail is hard to observe experimentally and therefore our computational
29 alignment with experimentally predictions is very encouraging.
30
31
32
33
34
35
36
37
38
39
40
41

42 The energy for forming a fluoride Frenkel has also been calculated across several sites
43 (Equation 3).
44
45
46
47



49
50 The energy for this defect mechanism was calculated to be 4.87 eV, indicating that the
51 fluoride ions are likely to remain on the oxygen sites, even at higher temperatures.
52
53
54
55
56
57
58
59
60

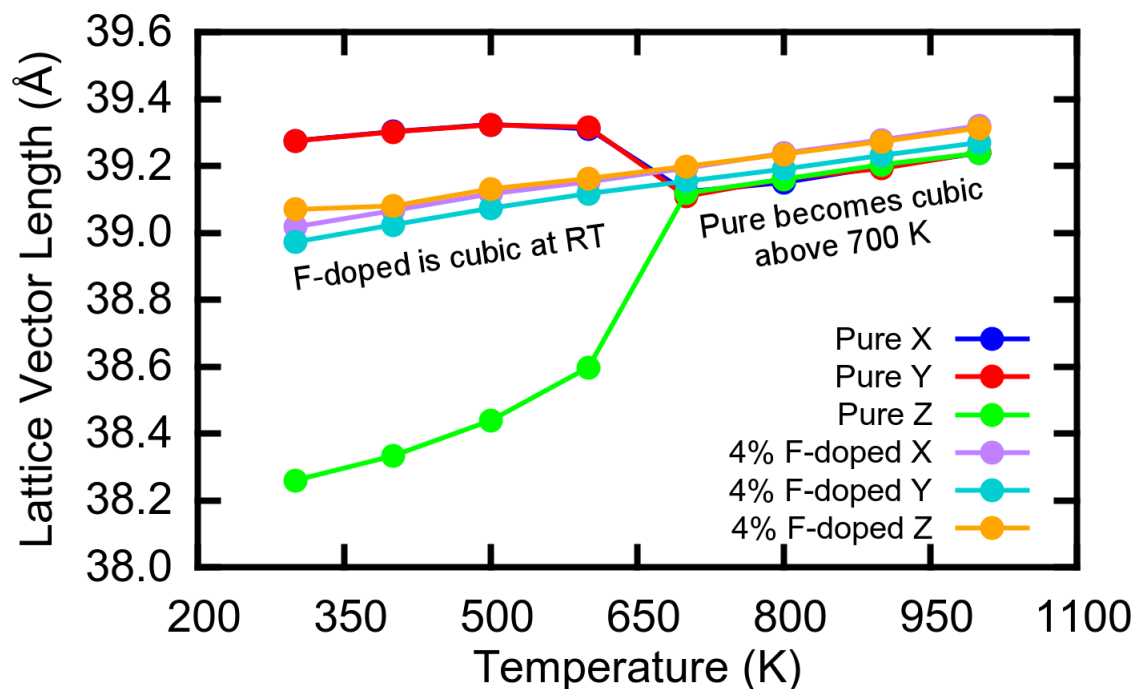
Phase stability

To calculate the phase stability and lithium diffusion properties of pure and fluoride doped LLZO, classical molecular dynamics (MD) simulations were employed. All MD simulations were carried out using a 0.5 fs timestep and N ose-Hoover thermostats/barostats^{35,36} within the DL_POLY Classic 1.9 code.³⁴ Two different systems (pure and fluoride doped LLZO) were considered.

First a pure LLZO system was created, based on a $3 \times 3 \times 3$ supercell expansion of the 192 atom orthorhombic unit cell, containing a total of 5184 atoms. The second system is identical to the first but has 4% of the available oxygen sites doped with fluoride, **resulting in a material with the formula $\text{Li}_{6.52}\text{La}_3\text{Zr}_2\text{O}_{11.52}\text{F}_{0.48}$** . The F-doped LLZO system is roughly equivalent to the 2.0 wt% LiF-LLZO material in the experimental literature.⁴ The fluoride ions were distributed randomly across the oxygen sites and compensating lithium vacancies were likewise chosen randomly. **Four random configurations were tested and the energy varied by less than 0.03 eV per $\text{Li}_{6.52}\text{La}_3\text{Zr}_2\text{O}_{11.52}\text{F}_{0.48}$, suggesting almost no preference to the placements of F ions within the lattice. It must also be noted, that the lithium vacancies become mobile once temperature is introduced in MD and migrate to much more favourable positions, see SI for more details.** The fluoride system is hereafter referred to as “F-doped”.

The pure and F-doped systems were simulated at eight different temperatures (range 300-1000 K). At each temperature studied, the systems were equilibrated for 0.1 ns before a total of 1 ns of data were collected under an isobaric-isothermal ensemble (NPT). From these calculations the average lattice vectors were extracted and are presented as a function of simulation temperature in Figure 2.

Figure 2: Time-averaged lattice parameters of Pure and F-doped LLZO as a function of temperature, each simulated for 1 ns using the NPT ensemble. Note that “Pure X” and “Pure Y” overlay and are equivalent



These lattice parameters clearly demonstrate that the pure LLZO system is tetragonal rather than orthorhombic between 300 K and 700 K, suggesting the system is either rapidly interconverting between orthorhombic forms or that the Li site double potential well has resolved to a single minima. At 700 K the pure LLZO system has become cubic, somewhat in agreement with previous literature which suggests that pure tetragonal LLZO, free from humidity, undergoes a reversible phase transition to cubic symmetry at approximately 900 K.^{52,53} The difference in phase transition temperature is attributed to the difficulty of obtaining accurate phase transition temperatures from classical potentials-based simulations.

In comparison, the F-doped LLZO system is largely cubic with minor deviations across the entire range of temperatures studied. The slight deviations from cubic symmetry are fairly constant across all temperatures and are therefore attributed to the random distribution of fluoride defects in the system. The results are thus in strong agreement with the work of Cai et al. which suggests that LLZO cubic phase is stabilised at low temperatures due to

1
2
3 incorporation of fluoride defects.⁴ Since the cubic phase is preferred for Li battery applica-
4 tions due to its higher ionic conductivity, it is critical to investigate the ionic conductivity
5 as a result of F-doping.
6
7
8
9

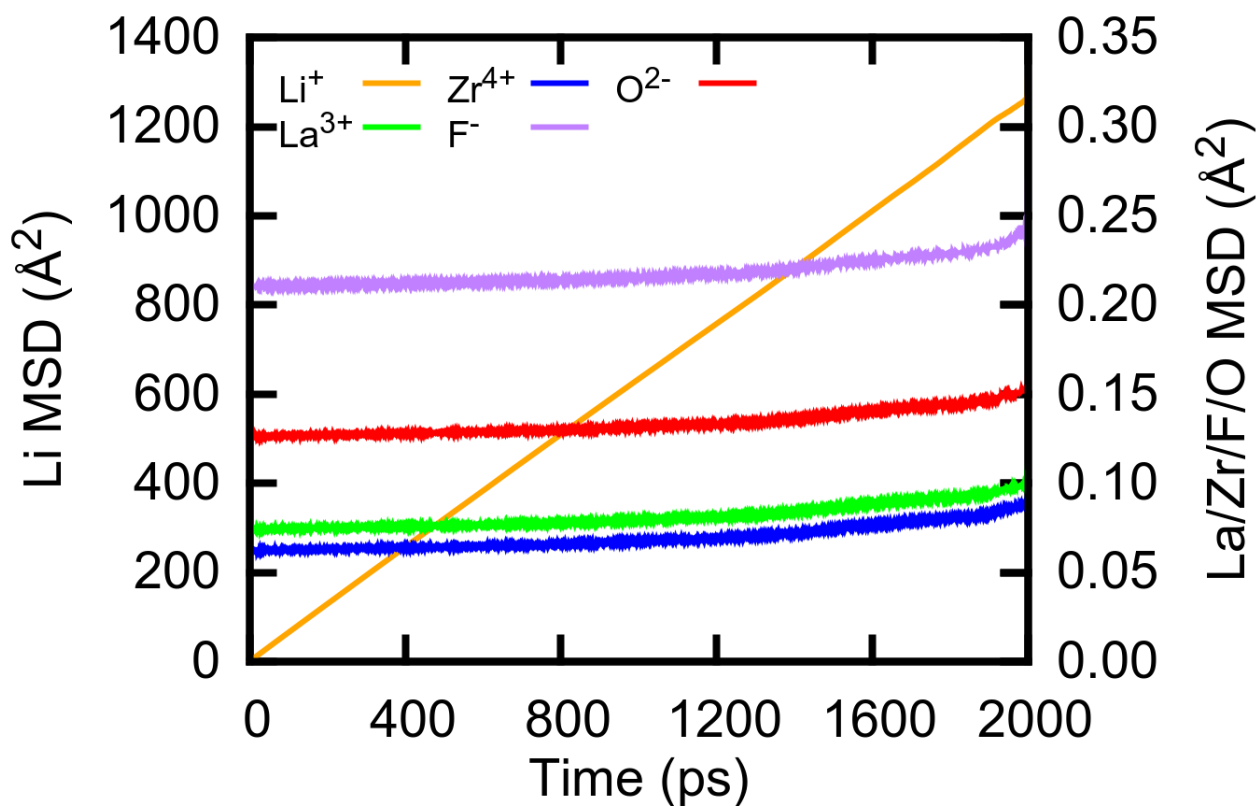
10 **Lithium diffusion**

11
12 The diffusion coefficients and activation energies of pure and F-doped LLZO were also cal-
13 culated using MD simulations. The average lattice parameters as obtained from the NPT
14 calculations were kept constant. The systems were run at each temperature under a constant
15 volume (canonical) ensemble (NVT) for a total simulation time of 2 ns at each temperature.
16 From these simulations the mean squared displacements (MSDs) of all the ions were calcu-
17 lated using Equation 4, with particular interest in the Li⁺ and F⁻ species.
18
19
20
21
22
23
24
25
26
27

$$28 \text{MSD}(t) = \langle (\mathbf{r}_i(t) - \mathbf{r}_i(0))^2 \rangle \quad (4)$$

29
30 In Equation 4, $\mathbf{r}_i(t)$ is the position of atom i at time t . For lithium the MSDs are
31 averaged over all lithium ions in the system. Additionally, a shifting time origin, $\mathbf{r}_i(0)$, is
32 also employed over the full MD simulation to further improve statistics. The MSDs were
33 found to be linear at all temperatures in both the pure and F-doped LLZO systems. An
34 example MSD plot for the F-doped LLZO system at 1000 K is presented in Figure 3.
35
36
37
38
39
40
41
42
43
44
45
46
47
48
49
50
51
52
53
54
55
56
57
58
59
60

Figure 3: MSD against time for the F-doped LLZO system at 1000 K using an NVT ensemble for 2 ns



From Figure 3 it can be seen there is significant lithium diffusion at higher temperatures and that none of the other species, e.g. F^- , are diffusing. The lack of F^- diffusion further affirms the high fluoride Frenkel energy of 4.87 eV (Table S8), calculated earlier using the Mott-Littleton method. The same is true at lower temperatures and also for the pure LLZO system (Table S9).

$$\text{MSD}(t) = 6Dt + C \quad (5)$$

Using Equation 5, the diffusion coefficients for both systems at all temperatures simulated are calculated and are listed in Table 3.

Table 3: Diffusion coefficients (cm^2/s) of pure and F-doped LLZO

Temperature (K)	pure LLZO	F-doped LLZO
300	1.69×10^{-11}	1.20×10^{-9}
400	3.68×10^{-10}	1.19×10^{-8}
500	1.34×10^{-7}	5.16×10^{-7}
600	1.45×10^{-6}	1.44×10^{-6}
700	6.72×10^{-6}	2.89×10^{-6}
800	1.04×10^{-5}	4.91×10^{-6}
900	1.43×10^{-5}	7.59×10^{-6}
1000	1.72×10^{-5}	1.05×10^{-5}

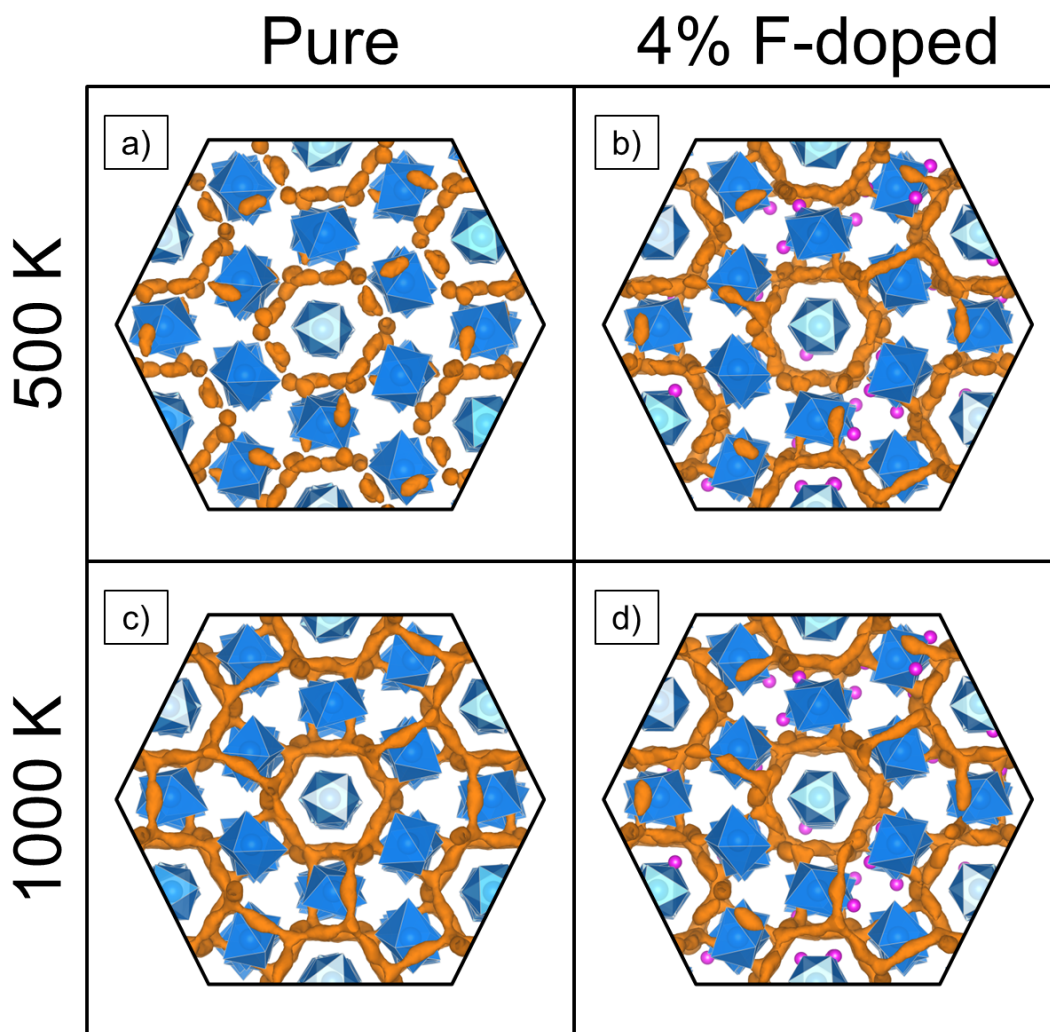
The F-doped LLZO system has a higher lithium diffusion coefficient for all temperatures below 600 K. At 600 K the pure LLZO system is on the cusp of transitioning from tetragonal to cubic and the lithium diffusion coefficient is almost identical to F-doped LLZO at the same temperature. At 700 K and above (900 K experimentally^{52,53}) the pure LLZO system is cubic and the lithium diffusion coefficients are now higher than in F-doped LLZO.

The lower lithium diffusion coefficients in F-doped cubic LLZO compared to pure cubic LLZO suggests that doping with fluoride ions inhibits lithium diffusion at higher temperatures (> 700 K). The origin of the reduced diffusion coefficients at high temperatures in F-doped LLZO is likely due to the clustering of fluoride ions with lithium vacancies. Usually, the increased electronegativity of fluorine compared to oxygen would result in stronger binding of lithium ions.⁵⁴ However, the defect site involved in this case is $\text{F}_{\text{O}}^{\bullet}$ and thus the fluoride is in effect a +1 charge state, resulting in repulsion of lithium ions and leading to clustering with lithium vacancies instead. This is supported by the computed radial distribution functions (RDFs) between lithium and oxygen and lithium and fluorine, which show a reduced probability of finding lithium in the first coordination sphere of fluorine compared to oxygen. The RDFs of Li-O and Li-F in the F-doped system at all temperatures are available in the SI.

There is however a strong argument that the creation of Li vacancies, and hence the stabilisation of the cubic phase in F-doped LLZO, is of net benefit at lower temperatures (< 700 K). Further evidence of this comes from the lithium density plots generated from the

MD calculations, an example of which is displayed in Figure 4.

Figure 4: Schematic of lithium diffusion pathways in LLZO. Images a) and b) show pathways at 500 K in the pure and F-doped systems respectively. Images c) and d) show pathways at 1000 K in the pure and F-doped systems respectively. Zirconium octahedra (blue), fluoride ions (pink) and lithium diffusion pathways (brown) are shown, other species are omitted for clarity



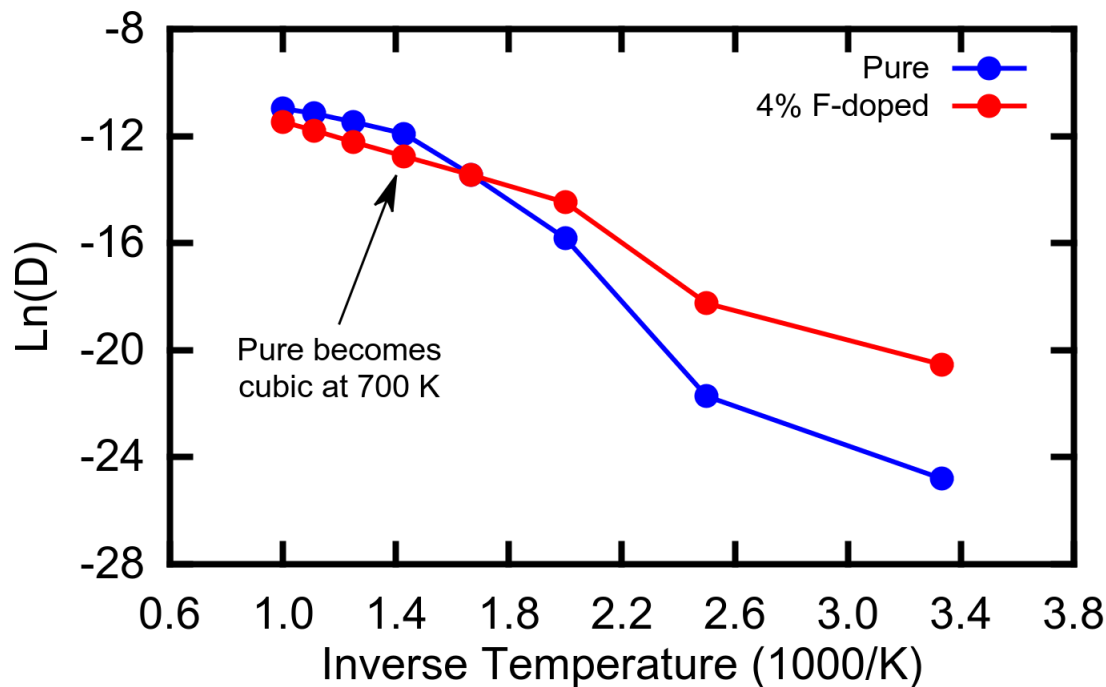
At 500 K the pure LLZO system displays isolated islands of lithium density, Figure 4 a), indicating infrequent hopping of lithium from one site to another. Upon doping with fluoride ions the isolated islands of lithium become more connected, indicating a more fluid movement of lithium from one site to another, Figure 4 b). At 1000 K the pure LLZO system has transitioned to cubic symmetry and the lithium density shows fully connected pathways,

1
2
3 Figure 4 c), indicating that lithium ions may move freely between all 3 lithium sites. In
4 contrast, the F-doped system at 1000 K also displays an increase in pathway connectivity,
5 but to a lesser extent than in the pure system, Figure 4 d). In both cases the Li migration
6 is achieved via a vacancy hopping mechanism. These results are in agreement with the
7 diffusion coefficient values reported in Table 3 and also suggest the incorporation of fluoride
8 defects (and compensating lithium vacancies) leads to increased lithium diffusion at lower
9 temperatures (compared to pure LLZO) due to the stabilisation of the cubic phase, but
10 reduced lithium diffusion at higher temperatures due to the trapping of lithium vacancies
11 by fluoride defects.
12
13
14
15
16
17
18
19
20

21 The trapping of lithium vacancies by fluoride defects in effect results in some degree of
22 lithium channel blocking. However, the degree of blocking may not be as severe as when
23 other defects, such as Al^{3+} , are incorporated on the Li^+ site as there is no ion situated
24 within the lithium channel and the lithium vacancy may not be entirely localised, allowing
25 some degree of reduced diffusion through the channel, rather than being completely blocked.
26 Further simulations, involving multiple defects that take into account the impact of defects
27 on correlated motion, would be required to unravel the exact degree of blocking per-defect.
28
29
30
31
32
33
34

35 From the MSDs it is also possible to extract activation energies for lithium diffusion. An
36 Arrhenius plot ($\ln D$ versus $1000/T$) for the pure and F-doped LLZO systems is presented
37 in Figure 5.
38
39
40
41
42
43
44
45
46
47
48
49
50
51
52
53
54
55
56
57
58
59
60

Figure 5: Arrhenius plot of lithium diffusion in pure and F-doped LLZO extracted using equation 6 from the 2 ns NVT MD simulation



The Arrhenius plot shows good linearity for the F-doped LLZO system above 500 K, while for the pure system the Arrhenius plot is linear only above 700 K. This change in diffusion behaviour in the pure LLZO system once again occurs near the transition temperature of 700 K, suggesting it is related to the tetragonal-cubic phase transition. The activation energies for lithium diffusion (E_a) are extracted by using Equation 6.

$$\ln D = \frac{-E_a}{k_B} \frac{1}{T} + \ln A \quad (6)$$

Thus, the gradient of the Arrhenius plot (Figure 5) is proportional to the Li migration barrier. The activation energy for species other than Li^+ have not been calculated as they display no diffusion, even at elevated temperatures, however the MSD have been shown in the supplementary information at all temperatures, Table S9. Pure LLZO undergoes a phase transition at approximately 700 K, and thus two activation energies are calculated, one for each phase. Only a single activation energy is calculated for F-doped LLZO as the system

remains cubic at all temperatures. The diffusion coefficients below 500 K have not been used in the calculation of the activation energies in both pure and F-doped LLZO as they have not reached the diffusive regime. The activation energies for lithium ion diffusion are presented in Table 4.

Table 4: Calculated migration barriers for lithium diffusion in pure and F-doped LLZO. The migration barriers are calculated over two temperature ranges for both materials to facilitate easier comparison. The results clearly show enhanced diffusion at lower temperatures in the F-doped system

System	Crystal system	Temperature range	E_a (eV)
Pure	Tetragonal	500-700	0.59
	Cubic	700-1000	0.19
F-doped	Cubic	500-1000	0.26

The activation energies for lithium ion diffusion show fairly good agreement with literature values of 0.41-0.50 eV for pure tetragonal LLZO⁵⁵⁻⁵⁷ (calculated 0.59 eV) and 0.30-0.37 eV for pure cubic LLZO^{49,58} (calculated 0.19 eV). The calculated activation energies are comparable to those found for cation doped LLZO, namely Al (0.26-0.36 eV),^{16,59} Ta (0.22-0.35 eV)^{13,60} and Nb (0.47 eV).¹⁵

Additionally, the calculated activation energy in F-doped LLZO of 0.26 eV is in excellent agreement with the experimental value of 0.26 eV obtained by Cai et al. for the 1.0 wt% sample.⁴ Furthermore, Figure 5 shows that the highly conducting regime in F-doped LLZO continues down to 500 K, whereas in pure LLZO the highly conducting regime is observed only above 700 K.

The agreement with experiment is further bolstered by the experimentally observed improvement in the sinterability of F-doped LLZO during synthesis,⁴ which will act to reduce the effect of grain boundaries on the experimental activation energies. The increased sinterability therefore allows a better comparison with simulations which omit such extended defects.

Conclusions

The aim of this investigation was to use computational modelling to better understand the local structure and Li ion dynamics upon fluorine doping in Li stuffed LLZO garnet material. Fluoride doping is an interesting [novel](#) alternative doping strategy to stabilise the highly conductive cubic phase at lower temperatures. In order to do this an extension to the potential model of Wang et al.⁷ has been developed which allows for the incorporation of fluoride ion defects into the lithium-stuffed garnet LLZO. The Buckingham potential model has been generated using known parameters found in the literature^{41,42} alongside new parameters for the $\text{Zr}^{4+}\text{-F}^{-}$ interaction derived using a Particle Swarm Optimisation (PSO) algorithm.⁴³⁻⁴⁵

This development allowed us to simulate 5000+ atom systems over a range of temperatures on nanosecond timescales using classical MD techniques. The results demonstrate a correlation between the phase transitions on F^{-} doping and the enhance Li ion dynamics at lower temperatures. From our calculations we conclude that,

- 1) doping the lithium-stuffed garnet LLZO with LiF has a defect energy of 1.90 eV, with the generation of lithium vacancies as the compensating mechanism in line with prediction from experimental reports,⁴
- 2) the F-doped LLZO system prefers to be cubic at much lower temperatures (~ 500 K) than the pure LLZO systems and
- 3) the lithium diffusion in these low temperature cubic phases of F-doped LLZO is comparable to pure cubic or cation doped LLZO, making the anion doping mechanism a competitive alternative to cation doping which introduces other complexities such as sensitivity to humidity.

Our modelling results confirm that fluoride incorporation is an attractive and viable alternative route to obtaining highly conducting cubic LLZO at low temperatures. [Furthermore, our approach demonstrates the feasibility of studying anionic doping using potential models, which may now be applied to other materials.](#) Future work will therefore extend towards

1
2
3 studying the effects of other anion defects such as carbonate and hydroxide defects.
4
5
6

7 8 **Acknowledgement** 9

10 PG and SRY acknowledge the support of EPSRC SUPERGEN grant, **EP/N001982/1**.
11 PRS acknowledges the support of EPSRC grant **EP/R024006/1**: ICSF Wave 1: GENE-
12 SIS: Garnet Electrolytes for New Energy Storage Integrated Solutions This paper recognises
13 the use of the “Hydra” High Performance System at Loughborough University. Via our
14 membership of the UK’s HEC Materials Chemistry Consortium, which is funded by EP-
15 SRC (**EP/L000202**), this work used the ARCHER UK National Supercomputing Service
16 (<http://www.archer.ac.uk>). Furthermore, PG and SRY acknowledge the help of the Science-
17 IT team at Loughborough.
18
19
20
21
22
23
24
25
26
27
28

29 **Supporting Information Available** 30 31

32 Information on the potential model used for this work, including calculated and experimental
33 comparisons of the crystal structures used to fit and validate the potential model, point
34 defect energies and all the doping mechanisms are available in the Supporting Information.
35 Furthermore, MSD data at all temperatures for both pure and F-doped LLZO have also
36 been included.
37
38
39
40
41

42 This material is available free of charge via the Internet at <http://pubs.acs.org/>.
43
44
45

46 **References** 47 48

- 49 (1) Moriarty, P.; Honnery, D. What is the global potential for renewable energy? *Renewable*
50 *and Sustainable Energy Reviews* **2012**, *16*, 244–252.
51
52
53
54 (2) Li, Z.; Huang, J.; Liaw, B. Y.; Metzler, V.; Zhang, J. A review of lithium deposition
55
56
57
58
59
60

- 1
2
3 in lithium-ion and lithium metal secondary batteries. *Journal of Power Sources* **2014**,
4 *254*, 168–182.
5
6
7
8 (3) Cussen, E. J. Structure and ionic conductivity in lithium garnets. *Journal of Materials*
9 *Chemistry* **2010**, *20*, 5167–5173.
10
11
12 (4) Cai, L.; Zhao-Yin, W.; Kun, R. High ion conductivity in garnet-type F-doped Li (7)
13 La (3) Zr (2) O₁₂. *Journal of Inorganic Materials* **2015**, *30*, 995–1000.
14
15
16 (5) Awaka, J.; Kijima, N.; Hayakawa, H.; Akimoto, J. Synthesis and structure analysis of
17 tetragonal Li₇La₃Zr₂O₁₂ with the garnet-related type structure. *Journal of Solid*
18 *State Chemistry* **2009**, *182*, 2046–2052.
19
20
21 (6) Thangadurai, V.; Narayanan, S.; Pinzaru, D. Garnet-type solid-state fast Li ion con-
22 ductors for Li batteries: critical review. *Chemical Society Reviews* **2014**, *43*, 4714–4727.
23
24
25 (7) Wang, Y.; Huq, A.; Lai, W. Insight into lithium distribution in lithium-stuffed garnet
26 oxides through neutron diffraction and atomistic simulation: Li_{7-x}La₃Zr_{2-x}Ta_x
27 O₁₂ (x= 0–2) series. *Solid State Ionics* **2014**, *255*, 39–49.
28
29
30 (8) Awaka, J.; Takashima, A.; Kataoka, K.; Kijima, N.; Idemoto, Y.; Akimoto, J. Crystal
31 structure of fast lithium-ion-conducting cubic Li₇La₃Zr₂O₁₂. *Chemistry Letters* **2010**,
32 *40*, 60–62.
33
34
35 (9) Percival, J.; Kendrick, E.; Smith, R.; Slater, P. Cation ordering in Li containing garnets:
36 synthesis and structural characterisation of the tetragonal system, Li₇La₃Sn₂O₁₂.
37 *Dalton Transactions* **2009**, 5177–5181.
38
39
40 (10) Howard, M.; Clemens, O.; Parvathy, A.; Anderson, P.; Slater, P. Synthesis and ionic
41 conductivity of new high Li ion content garnets, LnSr₂Ta₂Li₇O₁₂ (Ln= La, Pr,
42 Nd, Sm, Gd). *Journal of Alloys and Compounds* **2016**, *670*, 78–84.
43
44
45
46
47
48
49
50
51
52
53
54
55
56
57
58
59
60

- 1
2
3 (11) Howard, M.; Clemens, O.; Knight, K.; Anderson, P.; Hafiz, S.; Panchmatia, P. M.;
4 Slater, P. Synthesis, conductivity and structural aspects of $\text{Nd}_3\text{Zr}_2\text{Li}_{7-3x}\text{Al}_x\text{O}_{12}$.
5
6
7 12. *Journal of Materials Chemistry A* **2013**, *1*, 14013–14022.
8
9
- 10 (12) Awaka, J.; Kijima, N.; Kataoka, K.; Hayakawa, H.; Ohshima, K.-i.; Akimoto, J. Neutron
11 powder diffraction study of tetragonal $\text{Li}_7\text{La}_3\text{Hf}_2\text{O}_{12}$ with the garnet-related type
12 structure. *Journal of Solid State Chemistry* **2010**, *183*, 180–185.
13
14
15
- 16 (13) Allen, J. L.; Wolfenstine, J.; Rangasamy, E.; Sakamoto, J. Effect of substitution (Ta,
17 Al, Ga) on the conductivity of $\text{Li}_7\text{La}_3\text{Zr}_2\text{O}_{12}$. *Journal of Power Sources* **2012**,
18
19
20
21
22
23 206, 315–319.
- 24 (14) Liu, C.; Rui, K.; Shen, C.; Badding, M. E.; Zhang, G.; Wen, Z. Reversible ion ex-
25 change and structural stability of garnet-type Nb-doped $\text{Li}_7\text{La}_3\text{Zr}_2\text{O}_{12}$ in water for
26 applications in lithium batteries. *Journal of Power Sources* **2015**, *282*, 286–293.
27
28
29
- 30 (15) Ohta, S.; Kobayashi, T.; Asaoka, T. High lithium ionic conductivity in the garnet-type
31 oxide $\text{Li}_{7-X}\text{La}_3(\text{Zr}_{2-X}\text{Nb}_X)\text{O}_{12}$ ($X = 0-2$). *Journal of Power Sources* **2011**, *196*,
32
33
34
35
36 3342–3345.
- 37 (16) Rangasamy, E.; Wolfenstine, J.; Sakamoto, J. The role of Al and Li concentration on
38 the formation of cubic garnet solid electrolyte of nominal composition $\text{Li}_7\text{La}_3\text{Zr}_2$
39
40
41
42
43 O_{12} . *Solid State Ionics* **2012**, *206*, 28–32.
- 44 (17) Howard, M.; Clemens, O.; Kendrick, E.; Knight, K.; Apperley, D.; Anderson, P.;
45 Slater, P. Effect of Ga incorporation on the structure and Li ion conductivity of $\text{La}_3\text{Zr}_2\text{Li}_7\text{O}_{12}$.
46
47
48
49
50 *Dalton Transactions* **2012**, *41*, 12048–12053.
- 51 (18) Shin, D. O.; Oh, K.; Kim, K. M.; Park, K.-Y.; Lee, B.; Lee, Y.-G.; Kang, K. Syner-
52 gistic multi-doping effects on the $\text{Li}_7\text{La}_3\text{Zr}_2\text{O}_{12}$ solid electrolyte for fast lithium ion
53
54
55
56
57
58
59
60 conduction. *Scientific reports* **2015**, *5*.

- 1
2
3 (19) Li, Y.; Zhou, W.; Xin, S.; Li, S.; Zhu, J.; Lü, X.; Cui, Z.; Jia, Q.; Zhou, J.; Zhao, Y.
4 et al. Fluorine-doped antiperovskite electrolyte for all-solid-state lithium-ion batteries.
5 *Angewandte Chemie International Edition* **2016**, *55*, 9965–9968.
6
7
8
9
10 (20) Panchmatia, P. M.; Armstrong, A. R.; Bruce, P. G.; Islam, M. S. Lithium-ion diffusion
11 mechanisms in the battery anode material $\text{Li}_{1+x}\text{V}_{1-x}\text{O}_2$. *Physical Chemistry*
12 *Chemical Physics* **2014**, *16*, 21114–21118.
13
14
15
16
17 (21) Armstrong, A. R.; Lyness, C.; Panchmatia, P. M.; Islam, M. S.; Bruce, P. G. The
18 lithium intercalation process in the low-voltage lithium battery anode $\text{Li}_{1+x}\text{V}_{1-x}\text{O}_2$.
19 *Nature materials* **2011**, *10*, 223–229.
20
21
22
23
24 (22) Andreev, Y. G.; Panchmatia, P. M.; Liu, Z.; Parker, S. C.; Islam, M. S.; Bruce, P. G.
25 The shape of TiO_2 -B nanoparticles. *Journal of the American Chemical Society* **2014**,
26 *136*, 6306–6312.
27
28
29
30
31 (23) Fisher, C. A.; Islam, M. S. Surface structures and crystal morphologies of LiFePO_4
32 4: relevance to electrochemical behaviour. *Journal of Materials Chemistry* **2008**, *18*,
33 1209–1215.
34
35
36
37
38 (24) Schroeder, M.; Eames, C.; Tompsett, D. A.; Lieser, G.; Islam, M. S. Li_xFeF_6 ($x = 2,$
39 $3, 4$) battery materials: structural, electronic and lithium diffusion properties. *Physical*
40 *Chemistry Chemical Physics* **2013**, *15*, 20473–20479.
41
42
43
44
45 (25) Islam, M. S.; Driscoll, D. J.; Fisher, C. A.; Slater, P. R. Atomic-scale investigation of
46 defects, dopants, and lithium transport in the LiFePO_4 olivine-type battery material.
47 *Chemistry of Materials* **2005**, *17*, 5085–5092.
48
49
50
51
52 (26) Gardiner, G. R.; Islam, M. S. Anti-site defects and ion migration in the $\text{LiFe}_{0.5}\text{Mn}_{0.5}$
53 PO_4 mixed-metal cathode material. *Chemistry of Materials* **2009**, *22*, 1242–1248.
54
55
56
57
58
59
60


- 1
2
3
4 (27) Kuganathan, N.; Islam, M. Li₂MnSiO₄ lithium battery material: atomic-scale study
5 of defects, lithium mobility, and trivalent dopants. *Chemistry of materials* **2009**, *21*,
6 5196–5202.
7
8
9
10 (28) Lee, S.; Park, S. S. Atomistic simulation study of mixed-metal oxide
11 (LiNi_{1/3}Co_{1/3}Mn_{1/3}O₂) cathode material for lithium ion battery. *The Journal*
12 *of Physical Chemistry C* **2012**, *116*, 6484–6489.
13
14
15
16 (29) Tealdi, C.; Spreafico, C.; Mustarelli, P. Lithium diffusion in Li_{1-x}FePO₄: the effect
17 of cationic disorder. *Journal of Materials Chemistry* **2012**, *22*, 24870–24876.
18
19
20
21 (30) Adams, S.; Rao, R. P. Simulated defect and interface engineering for high power Li
22 electrode materials. *Solid State Ionics* **2011**, *184*, 57–61.
23
24
25
26 (31) Salanne, M.; Marrocchelli, D.; Watson, G. W. Cooperative mechanism for the diffusion
27 of Li⁺ ions in LiMgSO₄F. *The Journal of Physical Chemistry C* **2012**, *116*, 18618–
28 18625.
29
30
31
32
33 (32) Catlow, C. R. A. *Computer modeling in inorganic crystallography*; Academic Press,
34 1997.
35
36
37
38 (33) Islam, M. S.; Fisher, C. A. Lithium and sodium battery cathode materials: computa-
39 tional insights into voltage, diffusion and nanostructural properties. *Chemical Society*
40 *Reviews* **2014**, *43*, 185–204.
41
42
43
44 (34) Smith, W.; Yong, C.; Rodger, P. DL_POLY: Application to molecular simulation.
45 *Molecular Simulation* **2002**, *28*, 385–471.
46
47
48
49 (35) Nosé, S. A unified formulation of the constant temperature molecular dynamics meth-
50 ods. *The Journal of chemical physics* **1984**, *81*, 511–519.
51
52
53
54 (36) Hoover, W. G. Canonical dynamics: equilibrium phase-space distributions. *Physical*
55 *review A* **1985**, *31*, 1695.
56
57
58
59
60


- 1
2
3 (37) Gale, J. D. GULP: A computer program for the symmetry-adapted simulation of solids.
4 *Journal of the Chemical Society, Faraday Transactions* **1997**, *93*, 629–637.
5
6
7
8 (38) Mott, N.; Littleton, M. Conduction in polar crystals. I. Electrolytic conduction in solid
9 salts. *Transactions of the Faraday Society* **1938**, *34*, 485–499.
10
11
12
13 (39) Dick Jr, B.; Overhauser, A. Theory of the dielectric constants of alkali halide crystals.
14 *Physical Review* **1958**, *112*, 90.
15
16
17
18 (40) Buckingham, R. A. The classical equation of state of gaseous helium, neon and argon.
19 Proceedings of the Royal Society of London A: Mathematical, Physical and Engineering
20 Sciences. 1938; pp 264–283.
21
22
23
24 (41) Binks, D. J. Computational modelling of zinc oxide and related oxide ceramics. Ph.D.
25 thesis, University of Surrey, 1994.
26
27
28
29 (42) Valerio, M.; Jackson, R.; De Lima, J. Derivation of potentials for the rare-earth fluo-
30 rides, and the calculation of lattice and intrinsic defect properties. *Journal of Physics:*
31 *Condensed Matter* **2000**, *12*, 7727.
32
33
34
35
36 (43) Kennedy, J.; Eberhart, R. Particle swarm optimization, proceedings of IEEE Interna-
37 tional Conference on neural networks (ICNN95) in. 1995.
38
39
40
41 (44) Shi, Y.; Eberhart, R. A modified particle swarm optimizer. Evolutionary Computation
42 Proceedings, 1998. IEEE World Congress on Computational Intelligence., The 1998
43 IEEE International Conference on. 1998; pp 69–73.
44
45
46
47
48 (45) González, D.; Davis, S. Fitting of interatomic potentials without forces: A parallel
49 particle swarm optimization algorithm. *Computer Physics Communications* **2014**, *185*,
50 3090–3093.
51
52
53
54 (46) Martineau, C.; Legein, C.; Body, M.; Péron, O.; Boulard, B.; Fayon, F. Structural
55
56
57
58
59
60

- 1
2
3 investigation of α -LaZr₂F₁₁ by coupling X-ray powder diffraction, ¹⁹F solid state
4 NMR and DFT calculations. *Journal of Solid State Chemistry* **2013**, *199*, 326–333.
5
6
7
8 (47) Brunton, G. Li₂ZrF₆. *Acta Crystallographica Section B: Structural Crystallography and*
9 *Crystal Chemistry* **1973**, *29*, 2294–2296.
10
11
12 (48) Papiernik, R.; Mercurio, D.; Frit, B. Structure du tétrafluorure de zirconium, ZrF₄ α .
13 *Acta Crystallographica Section B: Structural Crystallography and Crystal Chemistry*
14 **1982**, *38*, 2347–2353.
15
16
17 (49) Murugan, R.; Thangadurai, V.; Weppner, W. Fast lithium ion conduction in garnet-
18 type Li₇La₃Zr₂O₁₂. *Angewandte Chemie International Edition* **2007**, *46*, 7778–7781.
19
20
21 (50) Wolfenstine, J.; Ratchford, J.; Rangasamy, E.; Sakamoto, J.; Allen, J. L. Synthesis and
22 high Li-ion conductivity of Ga-stabilized cubic Li₇La₃Zr₂O₁₂. *Materials Chemistry*
23 *and Physics* **2012**, *134*, 571–575.
24
25
26 (51) Miara, L. J.; Richards, W. D.; Wang, Y. E.; Ceder, G. First-principles studies on
27 cation dopants and electrolyte—cathode interphases for lithium garnets. *Chemistry of*
28 *Materials* **2015**, *27*, 4040–4047.
29
30
31 (52) Larraz, G.; Orera, A.; Sanjuan, M. Cubic phases of garnet-type Li₇La₃Zr₂O₁₂:
32 the role of hydration. *Journal of Materials Chemistry A* **2013**, *1*, 11419–11428.
33
34
35 (53) Chen, Y.; Rangasamy, E.; dela Cruz, C. R.; Liang, C.; An, K. A study of suppressed
36 formation of low-conductivity phases in doped Li₇La₃Zr₂O₁₂ garnets by in situ
37 neutron diffraction. *Journal of Materials Chemistry A* **2015**, *3*, 22868–22876.
38
39
40 (54) Wang, Z.; Shao, G. Theoretical design of solid electrolytes with superb ionic conductiv-
41 ity: alloying effect on Li⁺ transportation in cubic Li₆PA₅X chalcogenides. *Journal*
42 *of Materials Chemistry A* **2017**, *5*, 21846–21857.
43
44
45
46
47
48
49
50
51
52
53
54
55
56
57
58
59
60

- 1
2
3 (55) Wolfenstine, J.; Rangasamy, E.; Allen, J. L.; Sakamoto, J. High conductivity of dense
4 tetragonal $\text{Li}_7\text{La}_3\text{Zr}_2\text{O}_{12}$. *Journal of Power Sources* **2012**, *208*, 193–196.
5
6
7
8 (56) Buschmann, H.; Dölle, J.; Berendts, S.; Kuhn, A.; Bottke, P.; Wilkening, M.; Heit-
9 jans, P.; Senyshyn, A.; Ehrenberg, H.; Lotnyk, A. et al. Structure and dynamics of the
10 fast lithium ion conductor $\text{Li}_7\text{La}_3\text{Zr}_2\text{O}_{12}$. *Physical Chemistry Chemical Physics*
11 **2011**, *13*, 19378–19392.
12
13
14
15
16 (57) Loho, C.; Djenadic, R.; Bruns, M.; Clemens, O.; Hahn, H. Garnet-type $\text{Li}_7\text{La}_3\text{Zr}_2\text{O}_{12}$
17 solid electrolyte thin films grown by CO_2 -laser assisted CVD for all-solid-state batteries.
18 *Journal of The Electrochemical Society* **2017**, *164*, A6131–A6139.
19
20
21
22
23 (58) Shimonishi, Y.; Toda, A.; Zhang, T.; Hirano, A.; Imanishi, N.; Yamamoto, O.;
24 Takeda, Y. Synthesis of garnet-type $\text{Li}_{7-x}\text{La}_3\text{Zr}_2\text{O}_{12-1/2x}$ and its stability
25 in aqueous solutions. *Solid State Ionics* **2011**, *183*, 48–53.
26
27
28
29
30 (59) Chen, R.-J.; Huang, M.; Huang, W.-Z.; Shen, Y.; Lin, Y.-H.; Nan, C.-W. Effect of
31 calcining and Al doping on structure and conductivity of $\text{Li}_7\text{La}_3\text{Zr}_2\text{O}_{12}$. *Solid State*
32 *Ionics* **2014**, *265*, 7–12.
33
34
35
36
37 (60) Li, Y.; Han, J.-T.; Wang, C.-A.; Xie, H.; Goodenough, J. B. Optimizing Li^+ conduc-
38 tivity in a garnet framework. *Journal of Materials Chemistry* **2012**, *22*, 15357–15361.
39
40
41
42
43
44
45
46
47
48
49
50
51
52
53
54
55
56
57
58
59
60

TOC Graphic





- Li
- La
- Zr
- O
- F

1
2
3
4
5