

Influences of transversely-isotropic rheology and translational diffusion on the stability of active suspensions

Holloway, Craig; Cupples, Gemma; Smith, David; Green, J. E. F.; Clarke, R. J.; Dyson, Rosemary

DOI:
[10.1098/rsos.180456](https://doi.org/10.1098/rsos.180456)

License:
Creative Commons: Attribution (CC BY)

Document Version
Publisher's PDF, also known as Version of record

Citation for published version (Harvard):
Holloway, C, Cupples, G, Smith, D, Green, JEF, Clarke, RJ & Dyson, R 2018, 'Influences of transversely-isotropic rheology and translational diffusion on the stability of active suspensions', *Royal Society Open Science*, vol. 5, no. 8, 180456. <https://doi.org/10.1098/rsos.180456>

[Link to publication on Research at Birmingham portal](#)

General rights

Unless a licence is specified above, all rights (including copyright and moral rights) in this document are retained by the authors and/or the copyright holders. The express permission of the copyright holder must be obtained for any use of this material other than for purposes permitted by law.

- Users may freely distribute the URL that is used to identify this publication.
- Users may download and/or print one copy of the publication from the University of Birmingham research portal for the purpose of private study or non-commercial research.
- User may use extracts from the document in line with the concept of 'fair dealing' under the Copyright, Designs and Patents Act 1988 (?)
- Users may not further distribute the material nor use it for the purposes of commercial gain.

Where a licence is displayed above, please note the terms and conditions of the licence govern your use of this document.

When citing, please reference the published version.

Take down policy

While the University of Birmingham exercises care and attention in making items available there are rare occasions when an item has been uploaded in error or has been deemed to be commercially or otherwise sensitive.

If you believe that this is the case for this document, please contact UBIRA@lists.bham.ac.uk providing details and we will remove access to the work immediately and investigate.



Cite this article: Holloway CR, Cupples G, Smith DJ, Green JEF, Clarke RJ, Dyson RJ. 2018 Influences of transversely isotropic rheology and translational diffusion on the stability of active suspensions. *R. Soc. open sci.* **5**: 180456. <http://dx.doi.org/10.1098/rsos.180456>

Received: 20 March 2018

Accepted: 3 July 2018

Subject Category:

Mathematics

Subject Area:

applied mathematics/fluid mechanics

Keywords:

transversely isotropic, active suspensions, fibre-laden, stability

Author for correspondence:

R. J. Dyson

e-mail: r.j.dyson@bham.ac.uk

Influences of transversely isotropic rheology and translational diffusion on the stability of active suspensions

C. R. Holloway¹, G. Cupples¹, D. J. Smith^{1,2},
J. E. F. Green³, R. J. Clarke⁴ and R. J. Dyson¹

¹School of Mathematics, and ²Institute for Metabolism and Systems Research, University of Birmingham, Birmingham B15 2TT, UK

³School of Mathematical Sciences, University of Adelaide, Adelaide, Australia

⁴Department of Engineering Science, University of Auckland, Auckland, New Zealand

CRH, 0000-0003-0324-971X; GC, 0000-0003-1353-1452; DJS, 0000-0002-3427-0936; JEF, 0000-0001-5061-9563; RJC, 0000-0001-8036-4733; RJD, 0000-0001-6834-5724

Suspensions of self-motile, elongated particles are a topic of significant current interest, exemplifying a form of ‘active matter’. Examples include self-propelling bacteria, algae and sperm, and artificial swimmers. Ericksen’s model of a transversely isotropic fluid (Ericksen 1960 *Colloid Polym. Sci.* **173**, 117–122 (doi:10.1007/bf01502416)) treats suspensions of non-motile particles as a continuum with an evolving preferred direction; this model describes fibrous materials as diverse as extracellular matrix, textile tufts and plant cell walls. Director-dependent effects are incorporated through a modified stress tensor with four viscosity-like parameters. By making fundamental connections with recent models for active suspensions, we propose a modification to Ericksen’s model, mainly the inclusion of self-motility; this can be considered the simplest description of an oriented suspension including transversely isotropic effects. Motivated by the fact that transversely isotropic fluids exhibit modified flow stability, we conduct a linear stability analysis of two distinct cases, aligned and isotropic suspensions of elongated active particles. Novel aspects include the anisotropic rheology and translational diffusion. In general, anisotropic effects increase the instability of small perturbations, while translational diffusion stabilizes a range of wave-directions and, in some cases, a finite range of wavenumbers, thus emphasizing that both anisotropy and translational diffusion can have important effects in these systems.

1. Introduction

Fluids containing suspensions of particles are found in numerous industrial and biological applications. Examples involving passive particles include (but are not limited to) solutions of DNA [1], fibrous proteins of the cytoskeleton [2,3], synthetic bio-nanofibres [4], extracellular matrix [5] and plant cell walls [6]. Suspensions comprising self-propelling bacteria or other microorganisms are termed *active* [7]; these suspensions exhibit phenomena such as collective behaviour [8–14] and, as observed recently, superfluidity [15]. Collections of artificial swimmers may also exhibit the properties of active matter [16–20]. In order to understand these phenomena, it is vital to develop tractable and accurate continuum theories that capture the essential physics of suspensions of self-motile particles.

A range of techniques for modelling the collective behaviour of elongated active particles exist, including active suspension theory, for example, as proposed by Pedley & Kessler [8] and Simha & Ramaswamy [21], through to the active nematics as described in [22]. In this paper, we link active suspension models of solutions containing swimming microorganisms with the mathematically simpler (inactive) transversely isotropic fluid first described by Ericksen [23], commonly used to describe fibre-reinforced media [5,6,24–27] and a simplification of the active nematics model [28]. Ericksen's model consists of mass and momentum conservation equations together with an evolution equation for the fibre director field. The stress tensor depends on the fibre orientation and linearly on the rate of strain; it takes the simplest form that satisfies the required invariances.

By linking these models of active and inactive suspensions, we propose a modification to the fibre evolution equation, of the transversely isotropic model, which allows for the inclusion of swimming particles. Alongside this, the connection between the two models reveals the importance of non-isotropic terms in the stress tensor, when the suspended particles are elongated; these terms are known to influence the dynamics of fibre-laden flows [26,27,29–31].

Motivated by these anisotropic terms, we then analyse the linear stability of suspensions of elongated particles, with zero imposed background flow, in two distinct cases, following the analysis undertaken in [32]: when the particles are nearly aligned and when the suspension is isotropic, i.e. when particles have nearly zero dispersion at each point in space, and when the particles are perfectly randomly orientated, respectively. We extend the analysis of Saintillan & Shelley [32] by including translational diffusion in the analysis of the aligned case, and anisotropic effects in both cases. We find that the inclusion of translational diffusion does have a stabilizing effect in the aligned case; however, the magnitude of this effect is not uniform for all wave-directions. In general, the stabilizing effect is strongest for wave-directions near perpendicular to the aligned direction and weakest for near parallel. The importance of the non-isotropic stress has been identified in the transversely isotropic research literature [5,26,33].

The structure of this paper is as follows: in §2, we propose the governing equations for an active suspension of elongated particles; in §3, we show that the active description of a uniformly distributed, perfectly aligned suspension is equivalent to Ericksen's model [23] with a modified director evolution equation; in §4, we analyse the linear stability of the two distinct cases of aligned and isotropic suspensions of elongated particles, taking into account transversely isotropic rheology and translational diffusion, before giving a brief summary of our findings in §5.

2. Governing equations for an active suspension

Consider a collection of particles suspended in a viscous, Newtonian fluid. The suspension is sufficiently dilute that particles do not interact directly, only through their influence on the fluid. Each particle is modelled as a prolate spheroid with major axis r_1^* , minor axis r_2^* , aspect ratio $\Gamma = r_1^*/r_2^*$ and shape parameter $\alpha_0 = (\Gamma^2 - 1)/(1 + \Gamma^2)$. The particle number density in physical and orientation space is denoted $N^*(\mathbf{x}^*, \hat{\mathbf{p}}, t^*)$ where \mathbf{x}^* denotes the particle position, $\hat{\mathbf{p}}$ is orientation and t^* is time [34], visualized in figure 1. This function is normalized such that

$$\frac{1}{V^*} \int_{V^*} \int_S N^*(\mathbf{x}^*, \hat{\mathbf{p}}, t^*) d\hat{\mathbf{p}} d\mathbf{x}^* = n_d^*, \quad (2.1)$$

where V^* is the volume of the spatial domain, S is the surface of the unit sphere in orientation space and n_d^* is the mean number density of particles in the suspension. The local particle director and concentration fields $\mathbf{a} = \langle \hat{\mathbf{p}} \rangle$ and c^* are defined such that

$$\mathbf{a} = \langle \hat{\mathbf{p}} \rangle(\mathbf{x}^*, t^*) = \frac{1}{c^*(\mathbf{x}^*, t^*)} \int_S \hat{\mathbf{p}} N^*(\mathbf{x}^*, \hat{\mathbf{p}}, t^*) d\hat{\mathbf{p}}, \quad (2.2)$$

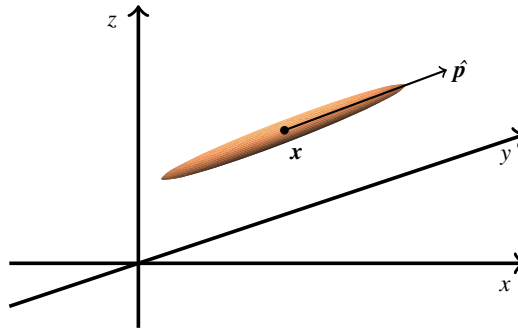


Figure 1. A schematic diagram showing the coordinate system used to model the particle distribution function N^* . The particle's position in space is given by the vector $\mathbf{x}^* = (x^*, y^*, z^*)$ and its orientation is given by the unit vector $\hat{\mathbf{p}}$.

where

$$c^*(\mathbf{x}^*, t^*) = \int_S N^*(\mathbf{x}^*, \hat{\mathbf{p}}, t^*) d\hat{\mathbf{p}}. \quad (2.3)$$

The bracket operator is defined over other quantities similarly.

The particle distribution function is assumed to be governed by a Fokker–Planck equation [7], giving a conservation law for N^* :

$$\frac{\partial N^*}{\partial t^*} + \nabla_{\mathbf{x}}^* \cdot (\mathbf{U}^* N^*) + \nabla_p \cdot (\boldsymbol{\Omega}^* N^*) = 0, \quad (2.4)$$

where $\nabla_{\mathbf{x}}^*$ denotes the gradient operator in physical space and ∇_p denotes the gradient operator on the unit sphere in orientation space. The particle translational velocity \mathbf{U}^* is represented by the linear combination of the particle swimming velocity relative to a background flow $U_s^* \hat{\mathbf{p}}$, the local fluid velocity \mathbf{u}^* and translational diffusion (with diffusivity constant D_{\dagger}^*) [11,32]:

$$\mathbf{U}^* = U_s^* \hat{\mathbf{p}} + \mathbf{u}^* - D_{\dagger}^* \nabla_{\mathbf{x}}^* (\ln N^*). \quad (2.5)$$

In this paper, we will treat D_{\dagger}^* as a free parameter. Translational diffusivity will in general be anisotropic for the nearly aligned case considered in §4.2, and isotropic in the unaligned case of §4.4 [8]. For simplicity of analysis and to explore the effect of translational diffusion on stability of the nearly aligned case, we will treat this term as isotropic in the present study.

Jeffery's equation [35] models the angular velocity of the particle, in the absence of rotational diffusion, as

$$\boldsymbol{\Omega}^* = (\mathbf{I} - \hat{\mathbf{p}}\hat{\mathbf{p}}) \cdot [(\alpha_0 \mathbf{e}^* + \boldsymbol{\omega}^*) \cdot \hat{\mathbf{p}}], \quad (2.6)$$

where we denote the rate-of-strain tensor $\mathbf{e}^* = (\nabla_{\mathbf{x}}^* \mathbf{u}^* + \nabla_{\mathbf{x}}^* \mathbf{u}^{*T})/2$, the vorticity tensor $\boldsymbol{\omega}^* = (\nabla_{\mathbf{x}}^* \mathbf{u}^* - \nabla_{\mathbf{x}}^* \mathbf{u}^{*T})/2$ and the identity tensor \mathbf{I} .

Finally, the fluid velocity $\mathbf{u}^*(\mathbf{x}^*, t^*)$ is governed by the Cauchy momentum equations

$$\left. \begin{aligned} \rho^* \left(\frac{\partial \mathbf{u}^*}{\partial t^*} + (\mathbf{u}^* \cdot \nabla_{\mathbf{x}}^*) \mathbf{u}^* \right) &= \nabla_{\mathbf{x}}^* \cdot \boldsymbol{\sigma}^* \\ \text{and} \quad \nabla_{\mathbf{x}}^* \cdot \mathbf{u}^* &= 0, \end{aligned} \right\} \quad (2.7)$$

where ρ^* is the fluid density and $\boldsymbol{\sigma}^*$ is the stress tensor, which must be prescribed by a constitutive law. Although the fluid containing the particles is assumed to be Newtonian and isotropic, the presence of the particles will induce anisotropic behaviour.

Most models currently found in the literature take account of the isotropic ($\boldsymbol{\sigma}_{\text{I}}^*$) and active ($\boldsymbol{\sigma}_{\text{S}}^*$) contributions to the stress, but neglect the interaction of the particle with the surrounding fluid ($\boldsymbol{\sigma}_{\text{P}}^*$). We therefore follow Pedley & Kessler [8] and take an expression for the stress tensor of the form

$$\boldsymbol{\sigma}^* = \boldsymbol{\sigma}_{\text{I}}^* + \boldsymbol{\sigma}_{\text{S}}^* + \boldsymbol{\sigma}_{\text{P}}^*. \quad (2.8)$$

The isotropic component takes the form

$$\boldsymbol{\sigma}_{\text{I}}^* = -\bar{p}^* \mathbf{I} + 2\bar{\mu}^* \mathbf{e}^*, \quad (2.9)$$

where \bar{p}^* is the hydrostatic pressure and $\bar{\mu}^*$ is the solvent viscosity.

Active behaviour of force-free Stokesian swimmers is modelled by an equal and opposite propulsive force/drag pair acting along, and infinitesimally displaced in, the $\pm \hat{p}$ direction. By differentiating the Oseen tensor, the resulting flow field is of the form of a symmetric Stokes dipole (stresslet) with tensorial strength proportional to $(\hat{p}\hat{p} - \mathbf{I}/3)$. As shown by Batchelor [36], this flow contributes proportionally to the bulk stress. Averaging over orientation space, the contribution to the stress due to active swimming is therefore of the form

$$\boldsymbol{\sigma}_S^* = \alpha_1^* c^* \left\langle \hat{p}\hat{p} - \frac{\mathbf{I}}{3} \right\rangle, \quad (2.10)$$

where α_1^* is a parameter, which could be positive (puller) or negative (pusher), quantifying the active stresslet strength.

The components of the stress tensor that arise from the presence of suspended particles in the solvent take the form [36,37]

$$\begin{aligned} \boldsymbol{\sigma}_p^* = & 4\bar{\mu}^* V_c^* \left[\alpha_2 e^* : \int_S \hat{p}\hat{p}\hat{p}\hat{p} N^* d\hat{p} + \alpha_3 \left(e^* \cdot \int_S \hat{p}\hat{p} N^* d\hat{p} + \int_S \hat{p}\hat{p} N^* d\hat{p} \cdot e^* \right) \right. \\ & \left. + \alpha_4 e^* \int_S N^* d\hat{p} + \alpha_5 \mathbf{I} e^* : \int_S \hat{p}\hat{p} N^* d\hat{p} \right], \end{aligned} \quad (2.11)$$

where $V_c^* = 4\pi r_1^* r_2^* r_3^* / 3$ is the particle volume and α_i ($i = 2 \dots 5$) are constants. The terms in α_2 and α_5 can be identified with eqn (17) in the extensional flow study of [38]. Note that while α_1^* is dimensional, $\alpha_2 - \alpha_5$ are dimensionless.

The full model thus consists of a normalization condition for N^* (2.1), where N^* is governed by the Fokker–Planck equation (2.4), with fluxes (2.5) and (2.6). The fluid velocity obeys conservation of mass and momentum (2.7), with a constitutive relation for stress given by equations (2.8)–(2.11).

3. Transversely isotropic fluid

In this section, we show how the model, proposed in §2, may be related to the model of a transversely isotropic fluid, proposed by Ericksen [23]. Consider a uniform suspension $c^*(x^*, t^*) = n_d^*$ which is perfectly aligned, with director field $\mathbf{a}(x^*, t^*)$, and where angular and translational diffusion are neglected; the particle distribution function is then of the form

$$N^*(x^*, \hat{p}, t^*) = n_d^* \delta(\hat{p} - \mathbf{a}), \quad (3.1)$$

where δ denotes the Dirac delta function [32]. In this section only, we set the translational diffusion coefficient to zero; in §4, we will reintroduce translational diffusion to consider its effect on stability. In this case, we need only to consider how the (perfectly aligned) direction of the particles \mathbf{a} evolves, and not the full distribution function N^* . The evolution equation for \mathbf{a} is derived by multiplying equation (2.4) by \hat{p} and integrating over \hat{p} , to give [32]

$$\frac{\partial \mathbf{a}}{\partial t^*} + (U_s^* \mathbf{a} + \mathbf{u}^*) \cdot \nabla_x^* \mathbf{a} - \boldsymbol{\omega}^* \cdot \mathbf{a} = \alpha_0 (e^* \cdot \mathbf{a} - e^* : \mathbf{a}\mathbf{a}). \quad (3.2)$$

The fibre evolution equation of Ericksen [23] for a passive transversely isotropic fluid can then be recovered by setting the swimming speed to zero ($U_s^* = 0$).

The governing equations for the background flow (equations (2.7)) remain unchanged. However, the stress tensor is now given by

$$\boldsymbol{\sigma}^* = -p^* \mathbf{I} + 2\mu^* e^* + \mu_1^* \mathbf{a}\mathbf{a} + \mu_2^* \mathbf{a}\mathbf{a}\mathbf{a}\mathbf{a} : e^* + 2\mu_3^* (\mathbf{a}\mathbf{a} \cdot e^* + e^* \cdot \mathbf{a}\mathbf{a}), \quad (3.3)$$

where the pressure has been modified such that

$$p^* = \bar{p}^* + \frac{n_d^* \alpha_1^*}{3} - 4\bar{\mu}^* \phi \alpha_5 \mathbf{a}\mathbf{a} : e^*, \quad (3.4)$$

and the viscosity-like parameters are given by

$$\bar{\mu}^* = \bar{\mu}^* (1 + 2\phi \alpha_4), \quad \mu_1^* = n_d^* \alpha_1^*, \quad \mu_2^* = 4\bar{\mu}^* \phi \alpha_2 \quad \text{and} \quad \mu_3^* = 2\bar{\mu}^* \phi \alpha_3. \quad (3.5)$$

The non-dimensional parameter $\phi = n_d^* V_c^*$ denotes the volume fraction of the particles. These parameters may be interpreted in turn as follows: μ^* is the shear viscosity in the direction transverse to the particles, which is equivalent to the solvent viscosity enhanced by the volume fraction of particles [6]; μ_1^* implies

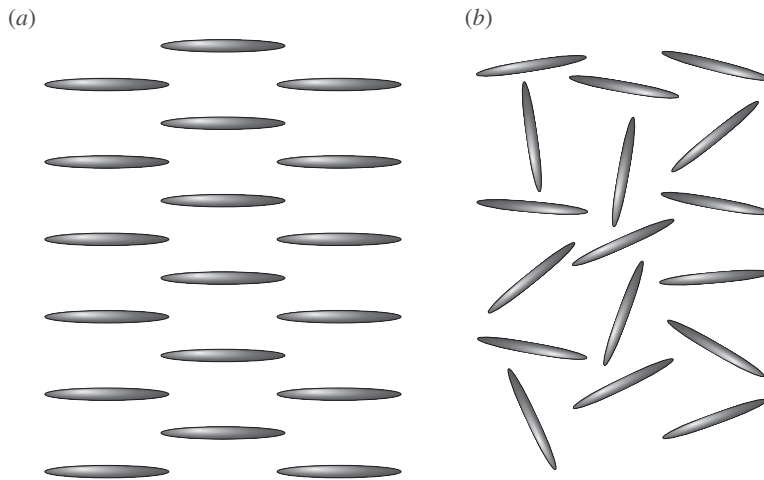


Figure 2. Schematic diagrams of (a) an aligned suspension and (b) an isotropic suspension of rod-like particles.

the existence of a stress in the fluid even if it is instantaneously at rest generated via an active stresslet; μ_2^* and μ_3^* are the anisotropic extensional and shear viscosities respectively due to the presence of the particles [5,6,24,26,29].

When the suspension is dilute the non-dimensional parameters $\mu = 1 + 2\phi\alpha_4$, α_2 and α_3 may be approximated from Jeffery [35] (via [8,36,39–41]); these approximations are shown in appendix A.

We have therefore recovered, from a description of an active suspension of aligned elongated particles, the model for a transversely isotropic fluid proposed by Ericksen [23], with a modification to the fibre evolution equation to account for the swimming velocity. When the fibre evolution equation is not modified, Ericksen's transversely isotropic model corresponds to a non-swimming 'shaker' suspension [42], and as such offers a simple model of, for example, the dynamics of suspensions of microtubule bundles that extend in length due to motor-protein activity [43]. By analogy with recent findings in the transversely isotropic field [6,24,26,33], this correspondence suggests that the transversely isotropic stress will have a significant impact on the dynamics of suspensions of active elongated particles, via the rheological parameters α_2 and α_3 .

In the next section, we examine the role of these transversely isotropic effects, along with translational diffusion, in the stability analysis of both aligned and isotropic suspensions of elongated particles.

4. Stability of nearly aligned and isotropic suspensions

In this section, we examine the linear stability of suspensions of elongated particles, with zero background flow, in two distinct cases, when (1) the particles are nearly aligned and (2) the suspension is isotropic (a schematic diagram is given in figure 2).

We adopt the model described in §2. To derive a governing equation for the concentration field $c^*(\mathbf{x}^*, t^*)$, equation (2.4) is integrated with respect to \hat{p} over orientation space; after substituting for the translational flux velocity \mathbf{U}^* (equation (2.5)) this yields [32]

$$\frac{\partial c^*}{\partial t^*} + \mathbf{u}^* \cdot \nabla_{\mathbf{x}^*} c^* = D_{\perp}^* \nabla_{\mathbf{x}^*}^2 c^* - U_s^* \nabla_{\mathbf{x}^*} \cdot (c^* \mathbf{a}). \quad (4.1)$$

The above equation is an advection–diffusion equation for the local concentration field c^* , with a source term $-U_s^* \nabla_{\mathbf{x}^*} \cdot (c^* \mathbf{a})$.

4.1. Non-dimensionalization

The governing equations are made dimensionless using the following scaling [32]:

$$\mathbf{u}^* = U_s^* \mathbf{u}, \quad \mathbf{x}^* = \frac{\mathbf{x}}{n_d^* r_1^{*2}}, \quad t^* = \frac{t}{n_d^* r_1^{*2} U_s^*}, \quad \bar{p}^* = \bar{\mu}^* U_s^* n_d^* r_1^{*2} p, \quad N^* = n_d^* N \quad \text{and} \quad c^* = n_d^* c, \quad (4.2)$$

where n_d^* is the mean number density of particles in the suspension. Note that $n_d^* r_1^{*2} = V_e^*/V^* r_1^*$, where $V_e^* = Mr_1^{*3}$ is the effective volume taken up by the total number of swimming particles (M). These scalings are

appropriate to problems where the characteristic velocity is of the order of the swimming speed, as opposed to, for example, problems where the characteristic velocity is given by non-zero background flow.

The particle distribution function (equation (2.1)) is now normalized as

$$\frac{1}{V} \int_V \int_S N(\mathbf{x}, \hat{\mathbf{p}}, t) d\hat{\mathbf{p}} d\mathbf{x} = 1, \quad (4.3)$$

and the governing equation (equation (2.4)) becomes

$$\frac{\partial N}{\partial t} = -\nabla_{\mathbf{x}} \cdot (\mathbf{U}N) - \nabla_{\hat{\mathbf{p}}} \cdot (\boldsymbol{\Omega}N), \quad (4.4)$$

where the non-dimensional translational and rotational velocities of the particles (equations (2.5) and (2.6)) are given by

$$\mathbf{U} = \hat{\mathbf{p}} + \mathbf{u} - \frac{\phi}{\bar{P}_e} \nabla_{\mathbf{x}} (\ln N) \quad (4.5)$$

and

$$\boldsymbol{\Omega} = (\mathbf{I} - \hat{\mathbf{p}}\hat{\mathbf{p}}) \cdot [(\alpha_0 \mathbf{e} + \boldsymbol{\omega}) \cdot \hat{\mathbf{p}}]. \quad (4.6)$$

Here $\mathbf{e} = (\nabla_{\mathbf{x}}\mathbf{u} + \nabla_{\mathbf{x}}\mathbf{u}^T)/2$ is the rate-of-strain tensor, $\boldsymbol{\omega} = (\nabla_{\mathbf{x}}\mathbf{u} - \nabla_{\mathbf{x}}\mathbf{u}^T)/2$ is the vorticity tensor, $\phi = n_d^* V_c^*$ is the volume fraction of particles in solution, and $\bar{P}_e = 3U_s^* r_1^*/4\pi D_T^* \Gamma^2$ is the modified Péclet number, which is the dimensionless ratio of the advection time scale to the diffusion time scale [4], divided by the square of the aspect ratio.

The local particle director and concentration fields (equations (2.2) and (2.3)) are

$$\mathbf{a}(\mathbf{x}, t) = \langle \hat{\mathbf{p}} \rangle = \frac{1}{c(\mathbf{x}, t)} \int_S \hat{\mathbf{p}} N(\mathbf{x}, \hat{\mathbf{p}}, t) d\hat{\mathbf{p}} \quad (4.7)$$

and

$$c(\mathbf{x}, t) = \int_S N(\mathbf{x}, \hat{\mathbf{p}}, t) d\hat{\mathbf{p}}, \quad (4.8)$$

where the concentration field (equation (4.1)) is governed by

$$\frac{\partial c}{\partial t} + (\mathbf{u} \cdot \nabla_{\mathbf{x}})c = \frac{\phi}{\bar{P}_e} \nabla_{\mathbf{x}}^2 c - \nabla_{\mathbf{x}} \cdot (c\mathbf{a}). \quad (4.9)$$

Finally, in the zero Reynolds number limit the momentum and continuity equations (2.7) simplify as

$$\nabla_{\mathbf{x}} \cdot \boldsymbol{\sigma} = \mathbf{0} \quad \text{and} \quad \nabla_{\mathbf{x}} \cdot \mathbf{u} = 0, \quad (4.10)$$

where the constitutive relation for stress (2.11) becomes

$$\begin{aligned} \boldsymbol{\sigma} = & -p\mathbf{I} + 2\mathbf{e} + \alpha_1 \int_S \left(\hat{\mathbf{p}}\hat{\mathbf{p}} - \frac{\mathbf{I}}{3} \right) N d\hat{\mathbf{p}} + 4\phi c \left\{ \alpha_2 \mathbf{e} : \int_S \hat{\mathbf{p}}\hat{\mathbf{p}}\hat{\mathbf{p}}\hat{\mathbf{p}} N d\hat{\mathbf{p}} \right. \\ & \left. + \alpha_3 \left(\mathbf{e} \cdot \int_S \hat{\mathbf{p}}\hat{\mathbf{p}} N d\hat{\mathbf{p}} + \int_S \hat{\mathbf{p}}\hat{\mathbf{p}} N d\hat{\mathbf{p}} \cdot \mathbf{e} \right) + \alpha_4 \mathbf{e} \int_S N d\hat{\mathbf{p}} + \alpha_5 \mathbf{e} : \int_S \hat{\mathbf{p}}\hat{\mathbf{p}} N d\hat{\mathbf{p}} \mathbf{I} \right\}. \end{aligned} \quad (4.11)$$

Here $\alpha_1 = \alpha_1^*/\bar{\mu}^* U_s^* r_1^{*2}$ is the non-dimensional stresslet strength.

4.2. Stability of a nearly aligned suspension

First consider the case when the particles are perfectly aligned at each point \mathbf{x} and the imposed background flow is zero to leading order. This situation may arise after particles have been orientated by a background flow, followed by the flow being instantaneously turned off.

For a nearly aligned suspension, the distribution function takes the form

$$N(\mathbf{x}, \hat{\mathbf{p}}, t) = c(\mathbf{x}, t) \delta(\hat{\mathbf{p}} - \mathbf{a}(\mathbf{x}, t)), \quad (4.12)$$

where δ denotes the Dirac delta function [32]. This is similar to the form of the distribution function chosen in §3, but with non-uniform concentration. In this case, we may reduce the evolution equation for the full distribution function (4.4) to a pair of equations for the concentration and director fields.

These latter equations now only have x and t as independent variables, rather than x , \hat{p} and t , reducing the dimensionality of the problem. The equation for concentration (equation (4.9)) is given by

$$\frac{\partial c}{\partial t} + \nabla_x \cdot [(a + u)c] = \frac{\phi}{P_e} \nabla_x^2 c. \quad (4.13)$$

The evolution equation for the director field a is derived by multiplying equation (4.4) by \hat{p} and integrating with respect to \hat{p} , yielding [32]

$$\frac{\partial a}{\partial t} = -(a + u) \cdot \nabla_x a + (I - aa) \cdot [(\alpha_0 e + \omega) \cdot a], \quad (4.14)$$

where the concentration is assumed non-zero everywhere.

The governing equations for the fluid velocity remain unchanged (equations (4.10)). However, the stress tensor is now given by

$$\sigma = -pI + 2e + \alpha_1 c(x, t) \left(aa - \frac{I}{3} \right) + 4\phi c(x, t) (\alpha_2 e : aaaa + \alpha_3 (e \cdot aa + aa \cdot e) + \alpha_4 e + \alpha_5 e : aaI). \quad (4.15)$$

In line with the transversely isotropic fluid literature, we define α_2 and α_3 as the anisotropic extensional and shear viscosities, respectively, and note that $4\phi c \alpha_4$ and $4\phi c \alpha_5 e : aa$ may be combined with the solvent viscosity and hydrostatic pressure respectively.

The model consists of equations for the evolution of concentration (4.13) and director (4.14) fields of the particles, as well as conservation of mass and momentum statements for the fluid velocity (4.10), with the constitutive relation for stress (4.15).

As no external body forces act upon the fluid flow, we may analyse the linear stability of a suspension of particles aligned in the \hat{z} -direction (i.e. $a^{(0)} = \hat{z}$) without loss of generality [32]. A base state exists when the fluid is motionless ($u^{(0)} = 0$), the particles are uniformly distributed ($c^{(0)} = 1$), and the pressure is constant ($p^{(0)} = p_0$, where p_0 is some arbitrary pressure). We consider the stability of this state via the perturbation

$$\left. \begin{aligned} c(x, t) &= 1 + \varepsilon c^{(1)}(x, t) + \mathcal{O}(\varepsilon^2), \\ a(x, t) &= \hat{z} + \varepsilon a^{(1)}(x, t) + \mathcal{O}(\varepsilon^2), \\ u(x, t) &= \varepsilon u^{(1)}(x, t) + \mathcal{O}(\varepsilon^2) \\ p(x, t) &= p_0 + \varepsilon p^{(1)}(x, t) + \mathcal{O}(\varepsilon^2), \end{aligned} \right\} \quad (4.16)$$

and

where $|\varepsilon| \ll 1$. We require $a^{(1)} \cdot \hat{z} = 0$, so that a remains a unit vector to order ε^2 .

Expanding equations (4.13) and (4.14), and retaining only terms of order ε only, we find [32]

$$\frac{\partial c^{(1)}}{\partial t} + \hat{z} \cdot \nabla_x c^{(1)} = \frac{\phi}{P_e} \nabla_x^2 c^{(1)} - \nabla_x \cdot a^{(1)} \quad (4.17)$$

and

$$\frac{\partial a^{(1)}}{\partial t} + \hat{z} \cdot \nabla_x a^{(1)} = (I - \hat{z}\hat{z}) \cdot (\alpha_0 e^{(1)} + \omega^{(1)}) \cdot \hat{z}, \quad (4.18)$$

where $e^{(1)} = (\nabla_x u^{(1)} + \nabla_x u^{(1)T})/2$ and $\omega^{(1)} = (\nabla_x u^{(1)} - \nabla_x u^{(1)T})/2$. The momentum equations are given at order ε by

$$-\mu \nabla_x^2 u^{(1)} + \nabla_x q^{(1)} = \nabla_x \cdot \sigma^{(1)}, \quad \nabla_x \cdot u^{(1)} = 0, \quad (4.19)$$

where $\mu = 1 + 2\phi \alpha_4$ is the enhanced shear viscosity due to the presence of the particles, the effective pressure is $q^{(1)} = p^{(1)} - \alpha_1 c^{(1)}/3 - 4\phi \alpha_5 e^{(1)} : \hat{z}\hat{z}$, and the constitutive relation for stress is given by

$$\sigma^{(1)} = \alpha_1 (a^{(1)} \hat{z} + \hat{z} a^{(1)} + c^{(1)} \hat{z}\hat{z}) + 4\phi \{ \alpha_2 e^{(1)} : \hat{z}\hat{z}\hat{z}\hat{z} + \alpha_3 (e^{(1)} \cdot \hat{z}\hat{z} + \hat{z}\hat{z} \cdot e^{(1)}) \}. \quad (4.20)$$

When the suspension is dilute the parameters μ , α_2 and α_3 may be approximated from Jeffery [35] (via [8,36,39–41]), see appendix A.

We seek plane-wave solutions of the form

$$\left. \begin{aligned} c^{(1)} &= c'(\mathbf{k}) e^{i\mathbf{k} \cdot \mathbf{x} + st}, & a^{(1)} &= a'(\mathbf{k}) e^{i\mathbf{k} \cdot \mathbf{x} + st}, \\ q^{(1)} &= q'(\mathbf{k}) e^{i\mathbf{k} \cdot \mathbf{x} + st}, & u^{(1)} &= u'(\mathbf{k}) e^{i\mathbf{k} \cdot \mathbf{x} + st}, \end{aligned} \right\} \quad (4.21)$$

and

$$\mathbf{e}^{(1)} = \mathbf{e}'(\mathbf{k}) e^{i\mathbf{k}\cdot\mathbf{x}+st}, \quad \boldsymbol{\sigma}^{(1)} = \boldsymbol{\sigma}'(\mathbf{k}) e^{i\mathbf{k}\cdot\mathbf{x}+st}, \quad (4.22)$$

where \mathbf{k} is the wavevector and s the growth rate. Under this ansatz the equations for the first-order concentration and alignment field (equations (4.17) and (4.18)) are given by

$$\left(s + i\hat{\mathbf{z}} \cdot \mathbf{k} + \frac{\phi}{\bar{P}_e} \nabla_x^2 \right) c' = -i\mathbf{k} \cdot \mathbf{a}' \quad (4.23)$$

and

$$(s + i\hat{\mathbf{z}} \cdot \mathbf{k}) \mathbf{a}' = (\mathbf{I} - \hat{\mathbf{z}}\hat{\mathbf{z}}) \cdot (\alpha_0 \mathbf{e}' + \boldsymbol{\omega}') \cdot \hat{\mathbf{z}}, \quad (4.24)$$

where $\mathbf{e}' = i(\mathbf{k}\mathbf{u}' + \mathbf{u}'\mathbf{k})/2$ and $\boldsymbol{\omega}' = i(\mathbf{k}\mathbf{u}' - \mathbf{u}'\mathbf{k})/2$, while the conservation of mass and momentum equations become [32]

$$\mu k^2 \mathbf{u}' + i\mathbf{k}q' = i\mathbf{k} \cdot \boldsymbol{\sigma}', \quad \mathbf{k} \cdot \mathbf{u}' = 0. \quad (4.25)$$

The constitutive relation for stress is now given by

$$\boldsymbol{\sigma}' = \alpha_1 (\mathbf{a}'\hat{\mathbf{z}} + \hat{\mathbf{z}}\mathbf{a}' + c'\hat{\mathbf{z}}\hat{\mathbf{z}}) + 4\phi\{\alpha_2 \mathbf{e}' : \hat{\mathbf{z}}\hat{\mathbf{z}}\hat{\mathbf{z}}\hat{\mathbf{z}} + \alpha_3 (\mathbf{e}' \cdot \hat{\mathbf{z}}\hat{\mathbf{z}} + \hat{\mathbf{z}}\hat{\mathbf{z}} \cdot \mathbf{e}')\}. \quad (4.26)$$

Using the constitutive relation for stress (4.20) and eliminating the effective pressure q' allows the conservation of momentum statement (4.25) to be written as

$$\begin{aligned} & \left(1 + \frac{2\phi\alpha_3}{\mu} (\hat{\mathbf{k}} \cdot \hat{\mathbf{z}})^2 \right) \mathbf{u}' + \frac{2\phi}{\mu} (\mathbf{u}' \cdot \hat{\mathbf{z}}) (2\alpha_2 (\hat{\mathbf{k}} \cdot \hat{\mathbf{z}})^2 + \alpha_3) (\hat{\mathbf{z}} - (\hat{\mathbf{k}} \cdot \hat{\mathbf{z}}) \hat{\mathbf{k}}) \\ & = \frac{i\alpha_1}{\mu k^2} (\mathbf{I} - \hat{\mathbf{k}}\hat{\mathbf{k}}) \cdot (\mathbf{a}'\hat{\mathbf{z}} + \hat{\mathbf{z}}\mathbf{a}' + c'\hat{\mathbf{z}}\hat{\mathbf{z}}) \cdot \mathbf{k}. \end{aligned} \quad (4.27)$$

Similar to the case identified by Saintillan & Shelley [11,32], the velocity is only non-zero if the wavevector \mathbf{k} lies in the $(\hat{\mathbf{z}}, \mathbf{a}')$ plane, therefore we may assume without loss of generality that \mathbf{k} lies in this plane and define θ as the angle between \mathbf{k} and $\hat{\mathbf{z}}$, i.e. $\mathbf{k} = k(\cos\theta\hat{\mathbf{z}} + \sin\theta\mathbf{a}'/a')$ (where $a' = |\mathbf{a}'|$). Assuming this form for the wavevector, the concentration and alignment equations become

$$\lambda' c' = -ika' \sin\theta \quad (4.28)$$

and

$$\lambda = \frac{i}{2} ((\alpha_0 + 1)u_a k \cos\theta + (\alpha_0 - 1)u_z k \sin\theta), \quad (4.29)$$

where $\lambda' = s + ik\cos\theta + \phi k^2/\bar{P}_e$ and $\lambda = s + ik\cos\theta$, chosen for notational convenience. Here the components of velocity are given by

$$u'_a = \frac{i\alpha_1 a' (\mu + 2\phi\alpha_3 \cos 2\theta) (\lambda' \cos\theta \cos 2\theta + ik \sin^2 \theta \cos^2 \theta)}{k\lambda' (\mu + \phi(\alpha_2 \sin^2 2\theta + 2\alpha_3)) (\mu + 2\phi\alpha_3 \cos^2 \theta)} \quad (4.30)$$

and

$$u'_z = \frac{-i\alpha_1 a' (\lambda' \sin\theta \cos 2\theta + ik \cos\theta \sin^3 \theta)}{k\lambda' (\mu + \phi(\alpha_2 \sin^2 2\theta + 2\alpha_3))}, \quad (4.31)$$

where we have made use of equation (4.28) to eliminate c' .

Substitution of the velocity components (4.30) and (4.31) into equation (4.29) leads to the dispersion relation

$$\lambda\lambda' - f(\theta) (\lambda' \cos 2\theta + ik \sin^2 \theta \cos\theta) = 0, \quad (4.32)$$

where

$$f(\theta) = -\frac{\alpha_1}{2} (A_1(\alpha_0 + 1) \cos^2 \theta - A_2(\alpha_0 - 1) \sin^2 \theta), \quad (4.33)$$

$$A_1 = \frac{\mu + 2\phi\alpha_3 \cos 2\theta}{(\mu + \phi(\alpha_2 \sin^2 2\theta + 2\alpha_3)) (\mu + 2\phi\alpha_3 \cos^2 \theta)} \quad (4.34)$$

and

$$A_2 = \frac{1}{\mu + \phi(\alpha_2 \sin^2 2\theta + 2\alpha_3)}. \quad (4.35)$$

Equation (4.32) is an eigenvalue problem for the growth rate s (via λ and λ'), the solution for which is obtained as

$$s_{\pm} = -ik \cos \theta - \frac{\phi k^2}{\bar{P}_e} + \frac{1}{2} \left(\frac{\phi k^2}{\bar{P}_e} + f(\theta) \cos 2\theta \right) \left[1 \pm \left(1 + \frac{2ikf(\theta) \sin \theta \sin 2\theta}{(\phi k^2/\bar{P}_e + f(\theta) \cos 2\theta)^2} \right)^{1/2} \right]. \quad (4.36)$$

We note the solution of the eigenvalue problem derived by Saintillan & Shelley [11,32] is recovered by setting $\phi = 0$.

4.3. Results (nearly aligned)

This section will examine the growth rate of instability in a nearly aligned suspension of pushers ($\alpha < 0$), given by equation (4.36), as translational diffusion, quantified by the Péclet number, volume fraction and shape parameter are varied.

First, consider the case when there are no anisotropic effects (i.e. $A_1 = 1$ and $A_2 = 1$), the volume fraction, shape parameter and stresslet strength are held constant ($\phi = 0.2$, $\alpha_0 = 0.8$, $\alpha_1 = -1$), and the Péclet number is varied ($\bar{P}_e = 10^{-2}, 10^{-1}, 1, 10^1, 10^2$). This variation in Péclet number corresponds to changes from large to small diffusion coefficient, with swimming velocity and length scale held constant. The corresponding results for this set-up are shown in figure 3. When $k = 0.01$, figure 3*a* shows that changes to the Péclet number have no effect on the growth parameter s . However, for higher wavenumbers the inclusion of diffusion stabilizes some wave-directions, for example, in figure 3*b–c* and *e–f*. Diffusive effects may change the most unstable value of k . In figure 3*d–f*, when translational diffusion is sufficiently large, instead of growth rate being strictly increasing with k there is now a finite positive maximum. Diffusion therefore has a stabilizing effect, as predicted by Saintillan & Shelley [11,32]. This effect is highlighted more clearly in figure 3*g–i*, in which the solid black lines separate the stable and unstable regions in k – θ space.

For small Péclet number, there is a range of wave-directions ($\theta \in (\pi/4, 3\pi/4)$) for which $\Re(s) < 0$ for all wavenumbers; this can be identified by taking the small Péclet number limit of equation (4.36). However, there is always a range of wave-directions for which all wavenumbers are unstable ($\theta \in [0, \pi/4)$ and $\theta \in (3\pi/4, \pi]$). Therefore, translational diffusion does not significantly dampen high wavenumber instability (in contrast with the suggestion of Saintillan & Shelley [32]). As Péclet number is increased (diffusion decreased) the range of stable wave-directions and corresponding wavenumbers is decreased (figure 3*g–i*), until the limit $1/\bar{P}_e = 0$, corresponding to Saintillan & Shelley [32], is found where the perturbation is unconditionally unstable.

In figure 4, we consider the effect of translational diffusion when anisotropic effects are included. As in figure 3, we choose $\phi = 0.2$, $\alpha_0 = 0.8$ (i.e. $\Gamma = 3$), $\alpha_1 = -1$ and vary $\bar{P}_e = 10^{-2}, 10^{-1}, 1, 10, 10^2$, but now determine the values of A_1 and A_2 in equation (4.33) from equations (4.34)–(4.35), (A 1)–(A 4). We identify qualitatively similar results when anisotropic effects are included (figure 4) as when they are neglected (figure 3). However, anisotropic effects increase the corresponding value of $\Re(s)$ and therefore instabilities will grow more quickly (or decay more slowly). This is most evident for angles close to 0 and π ; see, for example, the contour values in (*g–i*), and the difference in maximum value (*a–d*). The boundary between stability and instability remains unchanged.

In figure 5, we identify the importance of the volume fraction ϕ when diffusion is negligible ($1/\bar{P}_e = 0$), $\alpha_0 = 0.8$, $\alpha_1 = -1$ and anisotropic effects are included. The growth curves are shown for $\phi = 0, 0.1, 0.2$. We observe in figure 5*a–c* that there is always a positive growth rate; therefore, aligned suspensions are always unstable to concentration and orientation perturbations. This agrees with the results presented by Saintillan & Shelley [11,32] which correspond to $\phi = 0$ (the dashed line in figure 5). However, our model predicts that the perturbations will grow more quickly as the volume fraction of particles is increased. Therefore, the inclusion of the extra stress σ_P has the greatest effect on instabilities with wave-direction similar to the fibre alignment, and little to no effect on instabilities with wave-direction perpendicular to the fibre direction (figure 5*d–f*). This trend is observed across all wavenumbers. For the parameter range considered, anisotropic effects more pronounced than shape effects (figure 6).

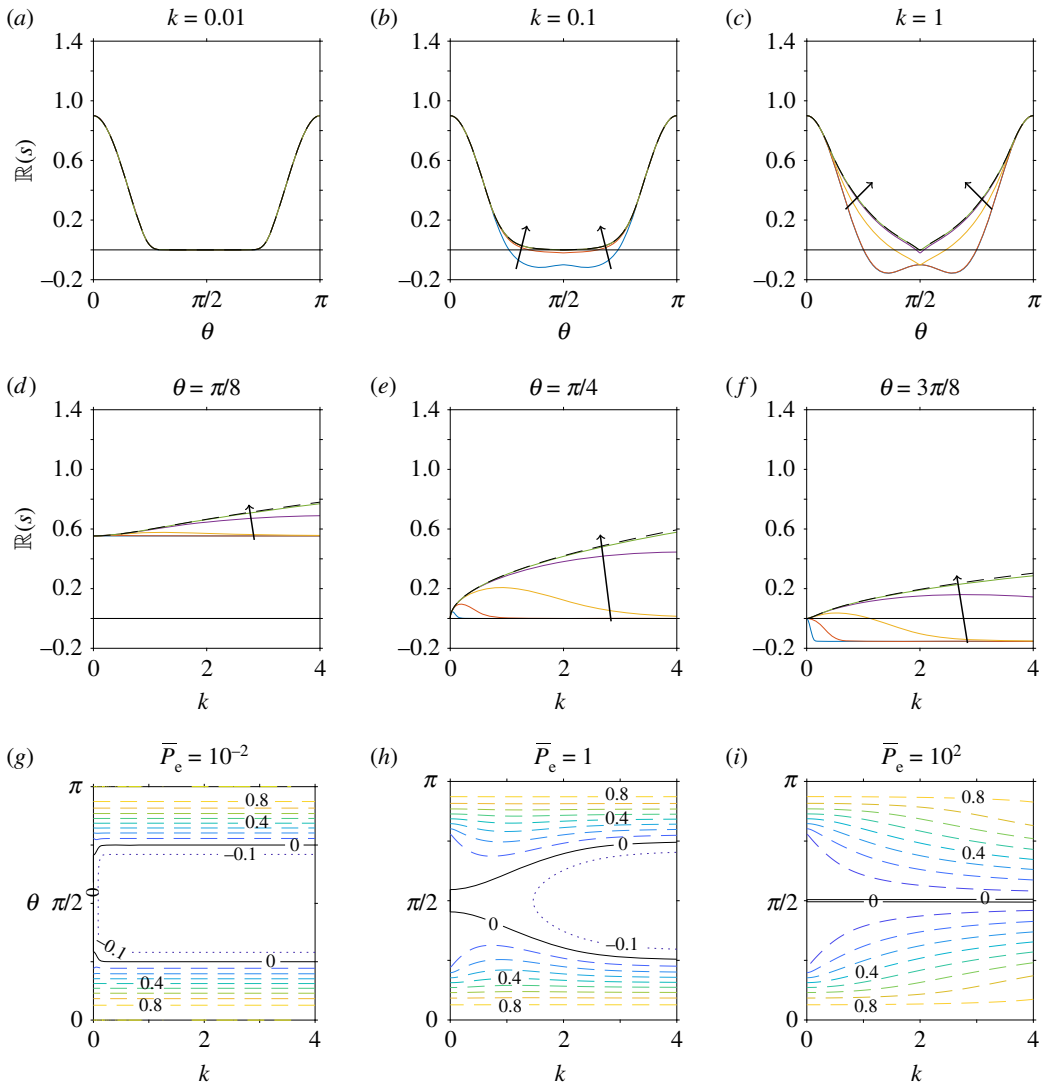


Figure 3. Linear stability analysis of a nearly aligned suspension, for variations in translational diffusivity (Péclet number) but neglecting anisotropic effects. In all plots, the volume fraction, shape parameter and stresslet strength are constant ($\phi = 0.2$, $\alpha_0 = 0.8$ (equivalent to $\Gamma = 3$), $\alpha_1 = -1$). (a–f) The real part of the growth rate ($\Re(s)$) for changing Péclet number $\bar{P}_e = 10^{-2}, 10^{-1}, 1, 10^1, 10^2$, where the arrow indicates the direction of increase. The dependence of $\Re(s)$ on the wave-direction θ is shown for fixed values of the wavenumber (a) $k = 0.01$, (b) $k = 0.1$, (c) $k = 1$, and the dependence of $\Re(s)$ on k for fixed values of (d) $\theta = \pi/8$, (e) $\theta = \pi/4$, (f) $\theta = 3\pi/8$. The dashed line corresponds to $\phi = 0$ and $1/\bar{P}_e = 0$, i.e. the diffusion-free regime considered by Saintillan & Shelley [32]. (g–i) The dependence of $\Re(s)$ on k and θ for fixed values of (g) $\bar{P}_e = 10^{-2}$, (h) $\bar{P}_e = 1$ and (i) $\bar{P}_e = 10^2$. Here the spacing of contour lines represents a change of 0.1 to $\Re(s)$. The black solid line in all plots indicates $\Re(s) = 0$, i.e. the boundary between instability and stability.

4.4. Stability of an isotropic suspension

We now examine the stability of a suspension of randomly orientated particles by perturbing a uniform steady state, where the background fluid is stationary:

$$\left. \begin{aligned} \mathbf{u}(x, t) &= \varepsilon \mathbf{u}^{(1)}(x, t) + \mathcal{O}(\varepsilon^2), \\ N(x, \hat{\mathbf{p}}, t) &= \frac{1}{4\pi} [1 + \varepsilon N^{(1)}(x, \hat{\mathbf{p}}, t)] + \mathcal{O}(\varepsilon^2) \\ \text{and} \quad p(x, t) &= p_0 + \varepsilon p^{(1)}(x, t) + \mathcal{O}(\varepsilon^2). \end{aligned} \right\} \quad (4.37)$$

The following quantities may then be found:

$$\langle \hat{\mathbf{p}} \rangle^{(0)} = \mathbf{0}, \quad \langle \hat{\mathbf{p}}\hat{\mathbf{p}} \rangle^{(0)} = \frac{\mathbf{I}}{3}, \quad e^{(1)} : \int_S \hat{\mathbf{p}}\hat{\mathbf{p}}\hat{\mathbf{p}} \, d\hat{\mathbf{p}} = \frac{2}{15} e^{(1)}, \quad (4.38)$$

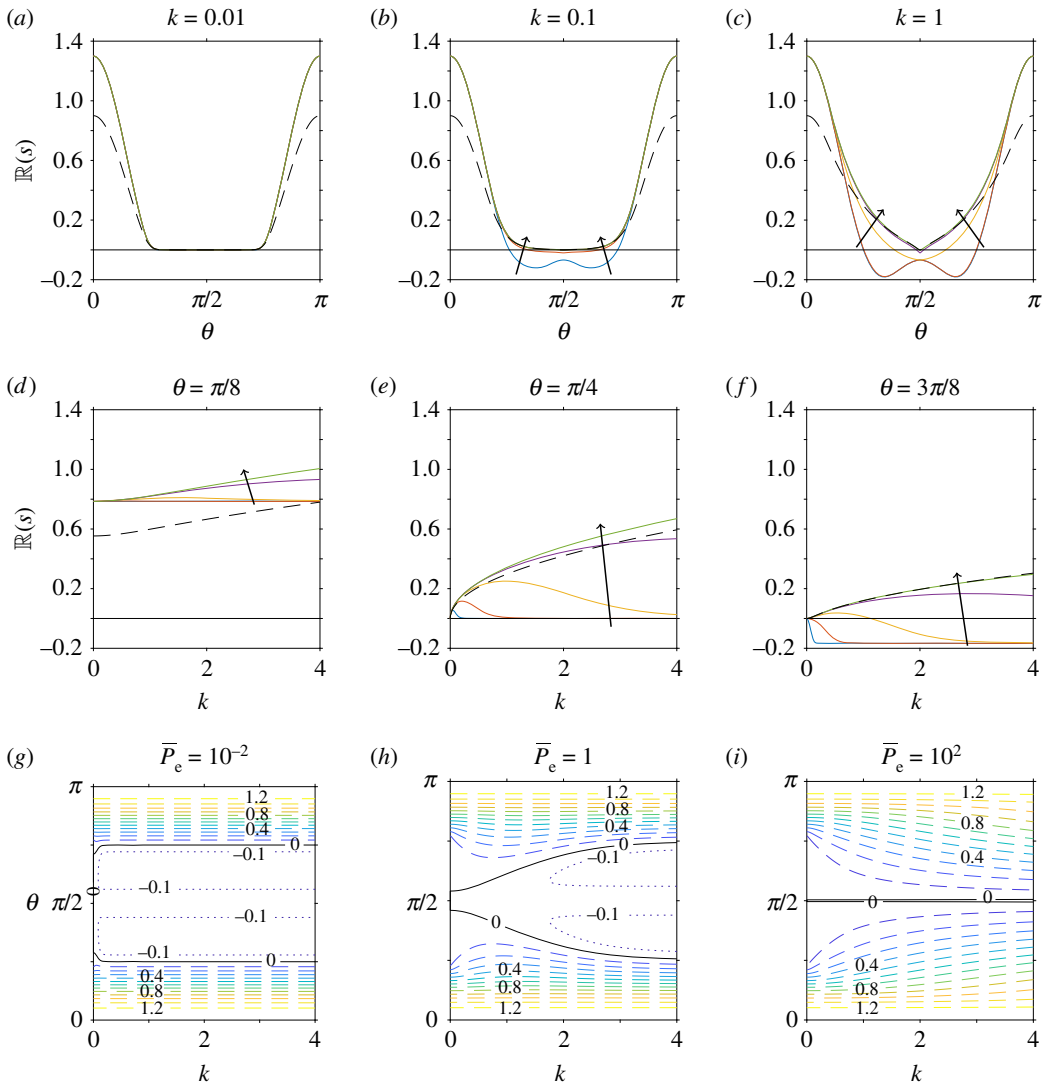


Figure 4. Linear stability analysis of a nearly aligned suspension, for variations in translational diffusivity (Péclet number) when mechanically anisotropic effects are included. In all plots, the volume fraction, shape parameter and stresslet strength are constant ($\phi = 0.2$, $\alpha_0 = 0.8$ (equivalent to $I = 3$), $\alpha_1 = -1$). (a–f) The real part of the growth rate ($\Re(s)$) for changing Péclet number $\bar{P}_e = 10^{-2}, 10^{-1}, 1, 10^1, 10^2$, where the arrow indicates the direction of increase. The dependence of $\Re(s)$ on the wave-direction θ is shown for fixed values of the wavenumber (a) $k = 0.01$, (b) $k = 0.1$, (c) $k = 1$, and the dependence of $\Re(s)$ on k for fixed values of (d) $\theta = \pi/8$, (e) $\theta = \pi/4$, (f) $\theta = 3\pi/8$. The dashed line corresponds to $\phi = 0$ and $1/\bar{P}_e = 0$, i.e. the diffusion-free regime considered by Saintillan & Shelley [32]. (g–i) The dependence of $\Re(s)$ on k and θ for fixed values of (g) $\bar{P}_e = 10^{-2}$, (h) $\bar{P}_e = 1$ and (i) $\bar{P}_e = 10^2$. Here the spacing of contour lines represents a change of 0.1 to $\Re(s)$. The black solid line in all plots indicates $\Re(s) = 0$, i.e. the boundary between instability and stability.

where $e^{(1)} = (\nabla_x u^{(1)} + \nabla_x u^{(1)T})/2$ is the rate-of-strain tensor at order ε , $\langle \cdot \rangle^{(0)}$ is defined according to (2.2) taking the leading-order components of c and N , and we have used that the integrals are isotropic [24,44]. Note that the ‘average’ direction \mathbf{a} is not defined for a uniformly oriented suspension.

Using relations (4.38), the Fokker–Planck equation (4.4) may be simplified to

$$\frac{\partial N^{(1)}}{\partial t} = -\hat{p} \cdot \nabla_x N^{(1)} + \frac{\phi}{\bar{P}_e} \nabla_x^2 N^{(1)} + \underbrace{5\alpha_0 \hat{p} \hat{p} : e^{(1)}}_{(*)}. \tag{4.39}$$

We note the final term (*) differs from Saintillan & Shelley [32], due to an error made when calculating δ_{ii} (appendix B).

Using equation (4.38) and the constitutive equation for stress (4.11), the governing equation for the flow velocity (4.10) becomes

$$\nabla_x \cdot \mathbf{u}^{(1)} = 0 \tag{4.40}$$

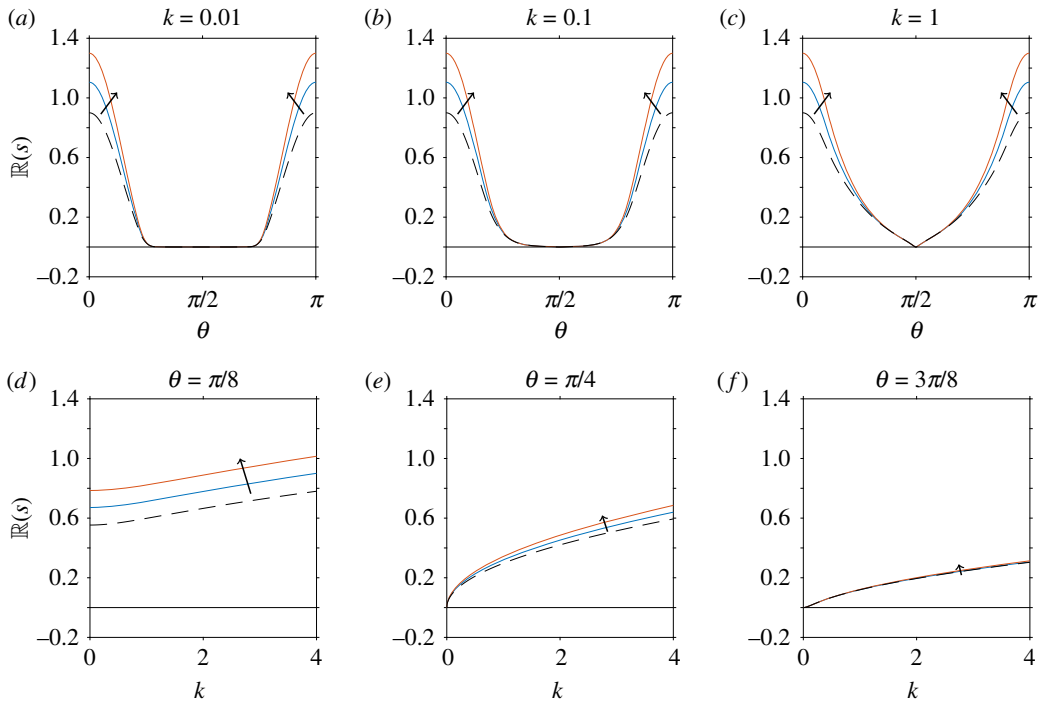


Figure 5. Linear stability analysis of a nearly aligned suspension, for variations in volume fraction (ϕ), when mechanically anisotropic effects are included but translational diffusivity is neglected. The real part of the growth rate ($\mathbb{R}(s)$) for changes in the volume fraction $\phi = 0, 0.1, 0.2$, where the arrow indicates the direction of increase. The Péclet number, shape parameter and stresslet strength are constant ($1/\bar{P}_e = 0$, $\alpha_0 = 0.8$ (equivalent to $\Gamma = 3$), $\alpha_1 = -1$). The dependence of $\mathbb{R}(s)$ on the wave-direction θ is shown for fixed values of the wavenumber (a) $k = 0.01$, (b) $k = 0.1$, (c) $k = 1$, and the dependence of $\mathbb{R}(s)$ on k for fixed values of (d) $\theta = \pi/8$, (e) $\theta = \pi/4$, (f) $\theta = 3\pi/8$. The dashed line represents the case $\phi = 0$, i.e. the regime considered by Saintillan & Shelley [32]. The black solid line in all plots indicates $\mathbb{R}(s) = 0$, i.e. the boundary between instability and stability.

and

$$-\tilde{\mu}\nabla_x^2 \mathbf{u}^{(1)} + \nabla_x p^{(1)} = \nabla_x \cdot \left(\frac{\alpha_1}{4\pi} \int_S \left(\hat{p}\hat{p} - \frac{\mathbf{I}}{3} \right) N^{(1)} d\hat{p} \right), \quad (4.41)$$

where $\tilde{\mu} = 1 + 4\phi(2\alpha_2/15 + 2\alpha_3/3 + \alpha_4)$. We note that equation (4.41) is identical to that presented by Saintillan & Shelley [11,32] by setting $\phi = 0$.

A dispersion relation for the growth parameter s may be derived by following a similar method to Saintillan & Shelley [32]. We summarize the steps here. We look for plane-wave perturbations of the form

$$N^{(1)} = \tilde{N}(k, \hat{p}) e^{ik \cdot x + st}, \quad (4.42)$$

$$\mathbf{u}^{(1)} = \tilde{\mathbf{u}}(k) e^{ik \cdot x + st} \quad (4.43)$$

and

$$p^{(1)} = \tilde{p}(k) e^{ik \cdot x + st}, \quad (4.44)$$

where \mathbf{k} is the wavevector and s is the growth rate. The rate of strain tensor $\mathbf{e}^{(1)} = \tilde{\mathbf{e}}(k) e^{ik \cdot x + st}$ and active swimming stress $\boldsymbol{\sigma}_S^{(1)} = \tilde{\boldsymbol{\sigma}}_S(k) e^{ik \cdot x + st}$ may then be expressed such that

$$\tilde{\mathbf{e}} = \frac{i}{2} (\tilde{\mathbf{u}}\mathbf{k} + k\tilde{\mathbf{u}}) \quad (4.45)$$

and

$$\tilde{\boldsymbol{\sigma}}_S = \frac{\alpha_1}{4\pi} \int_S \left(\hat{p}\hat{p} - \frac{\mathbf{I}}{3} \right) \tilde{N} d\hat{p}. \quad (4.46)$$

Substituting (4.42) and (4.43) into (4.41), dotting with $\mathbf{I} - \hat{k}\hat{k}$, where $\hat{k} = \mathbf{k}/k$ for $k = |\mathbf{k}|$, we find

$$\tilde{\mathbf{u}} = \frac{i}{k\tilde{\mu}} (\mathbf{I} - \hat{k}\hat{k}) \cdot \tilde{\boldsymbol{\sigma}}_S \cdot \hat{k}, \quad (4.47)$$

since $\tilde{\mathbf{u}}$ must be perpendicular to \hat{k} .

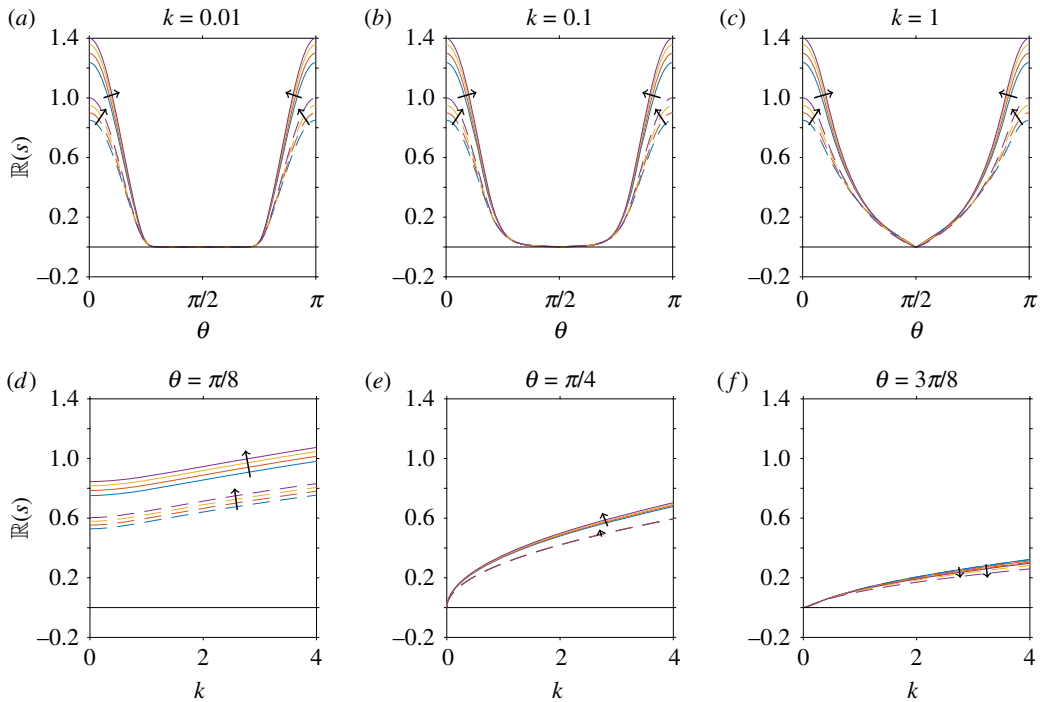


Figure 6. Linear stability analysis of a nearly aligned suspension, for variations in shape parameter (α_0), when mechanically anisotropic effects are included but translational diffusivity is neglected. The real part of the growth rate ($\mathbb{R}(s)$) for changing shape parameter $\alpha_0 = 0.7, 0.8, 0.9, 1$ ($\Gamma = 2.38, 3, 4.36, \infty$), where the arrow indicates the direction of increasing α_0 . The solid (dashed) lines indicate when transversely isotropic effects are (not) included. The Péclet number, volume fraction and stresslet strength are constant ($\bar{P}_e \gg 1$, $\phi = 0.2$, $\alpha_1 = -1$). The dependence of $\mathbb{R}(s)$ on the wave-direction θ is shown for fixed values of the wavenumber (a) $k = 0.01$, (b) $k = 0.1$, (c) $k = 1$, and the dependence of $\mathbb{R}(s)$ on k for fixed values of (d) $\theta = \pi/8$, (e) $\theta = \pi/4$, (f) $\theta = 3\pi/8$. The black solid line in all plots indicates $\mathbb{R}(s) = 0$, i.e. the boundary between instability and stability.

Substituting equations (4.46) and (4.45) into equation (4.44), using the fact that \hat{k} is a unit vector and finally substituting the ansatzes into equation (4.39) yield the eigenvalue relation

$$F[\tilde{N}] = \frac{-5\alpha_0\alpha_1}{4\pi\tilde{\mu}} \int_S \frac{(\hat{k} \cdot \hat{p}')^2 (\mathbf{I} - \hat{k}\hat{k}) \cdot \hat{p}'\hat{p}' \cdot \mathbf{F}[\tilde{N}]}{s + ik \cdot \hat{p}' + \phi k^2 / \bar{P}_e} d\hat{p}', \quad (4.48)$$

where the operator F is defined as

$$F[\tilde{N}] = (\mathbf{I} - \hat{k}\hat{k}) \cdot \int_S \hat{p}'(\hat{p}' \cdot \hat{k})\tilde{N} d\hat{p}'. \quad (4.49)$$

Note $F[\tilde{N}]$ has its \hat{p} dependence integrated out and therefore cancels on both sides of equation (4.47). By noting the eigenvalue relation (4.47) is invariant under rotation we may choose $\hat{k} = \hat{z}$ without loss of generality. After evaluating the surface integrals the dispersion relation is given as

$$\frac{5i\alpha_0\alpha_1}{4k\tilde{\mu}} \left[2\tilde{\lambda}^3 - \frac{4}{3}\tilde{\lambda} + (\tilde{\lambda}^4 - \tilde{\lambda}^2) \log\left(\frac{\tilde{\lambda} - 1}{\tilde{\lambda} + 1}\right) \right] = 1, \quad (4.50)$$

where $\tilde{\lambda} = -i(s + \phi k^2 / \bar{P}_e)$. Equation (4.49) differs from that found by Saintillan & Shelley [32] through the additional anisotropic contribution to the viscosity $\tilde{\mu}$, and the leading numerical factor, which arises from correction discussed in appendix B. Equation (4.49) is a dispersion relation for the growth rate s (via $\tilde{\lambda}$) and may be solved numerically using Newton's method.

4.5. Results (nearly isotropic)

This section will examine the growth rate of instability in a nearly isotropic suspension of pushers ($\alpha_1 < 0$), given by equation (4.49), as the volume fraction and shape parameter are varied.

Figure 7 shows the real and imaginary parts of the growth parameter s , as a function of wavenumber k for selected values of the shape parameter α_0 (i.e. particle aspect ratio Γ) and volume fraction ϕ . The results are qualitatively similar to those of Saintillan & Shelley [32] in the limit $\phi \rightarrow 0$; however they do not agree quantitatively due to the numerical prefactor correction in equation (4.49). We observe for small wavenumbers

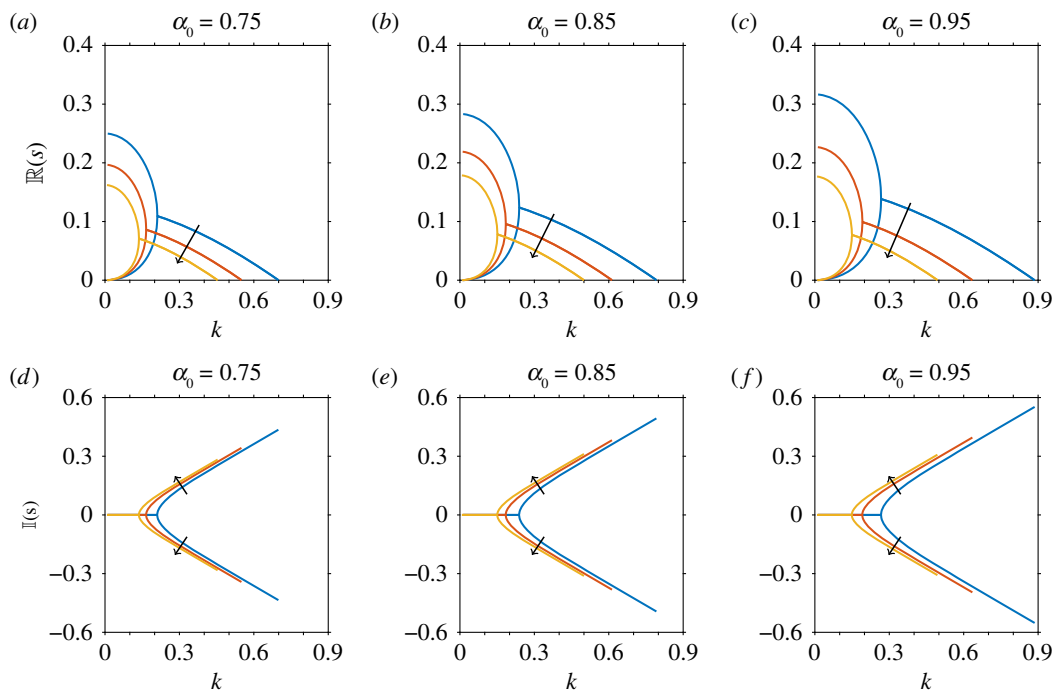


Figure 7. Linear stability analysis of a nearly isotropic suspension, for variations in volume fraction (ϕ) and shape parameter (α_0), when mechanically anisotropic effects are included but translational diffusivity is neglected. Note that in the limit $\phi \rightarrow 0$, this does not agree quantitatively with Saintillan & Shelley [32] due to the numerical prefactor correction in equation (4.49). The real (a – c) and imaginary (d – f) parts of the dispersion relation for changing volume fraction $\phi = 0, 0.05, 0.1$, where the arrow shows the direction of increase, for fixed shape parameters (a, d) $\alpha_0 = 0.75$ (equivalent to $\Gamma = 2.646$), (b, e) $\alpha_0 = 0.85$ ($\Gamma = 3.512$), (c, f) $\alpha_0 = 0.95$ ($\Gamma = 6.245$).

the growth rate is real and positive; therefore, small wavenumber disturbances will grow exponentially in suspensions of pushers. For higher wavenumbers, the two branches of the growth parameter become a complex conjugate pair with $\Re(s) > 0$, implying that any disturbances will grow and also oscillate.

For more elongated particles (i.e. increases in the shape parameter α_0), the real part of the growth rate is higher (figure 7*a–c*); this is equivalent behaviour to that seen in figure 6 for the nearly aligned suspension.

As the volume fraction is increased the growth rate decreases for corresponding wavenumbers, but will oscillate more as the imaginary part of s increases. We observe that the plot of the dispersion relation takes the same form, becoming dampened as ϕ increases. This means a smaller range of wavenumbers will become unstable for each particle size.

5. Conclusion

In this paper, we have linked models of active suspensions of elongated motile particles to the transversely isotropic fluid proposed by Ericksen [23], using a Fokker–Planck equation for the particle distribution function and the stress tensor of Pedley & Kessler [8], which includes the influence of non-spherical particles on the bulk stress. Under the assumption that the suspension is of spatially uniform volume fraction and has perfect but perhaps spatially varying alignment, Ericksen’s four viscosity-like parameters may be determined in terms of fundamental physical quantities. These quantities include the active stresslet, particle aspect ratio, particle volume, mean number density of the particles and solvent viscosity. This linkage yields a physical basis for inferring these crucial mechanical parameters used in models such as [5,24,25]. The shear-independent term parametrized by μ_1 is found to model active behaviour. The transversely isotropic fluid of Ericksen may therefore be used to model actively motile ‘fibres’ by a simple modification to the fibre evolution equation. Linking these two frameworks provides a basis to extend Ericksen’s model to include effects such as dispersion about the preferred direction.

Our modification to Ericksen’s model can be considered as the simplest describing an orientated active suspension and including transversely isotropic effects; more refined approaches take into account fibre-dispersion formulated via the Q -tensor which is defined as the nematic moment $\langle pp - I/3 \rangle$ [45,46].

It will be of interest to see to what extent the ‘active Ericksen fluid’, which can be viewed as a simpler representation of an active nematic liquid crystal [28], is able to provide insight into real systems.

Motivated by this linkage between transversely isotropic fluids and active suspension modelling, we examined the linear stability of the active suspension in two special cases, the first when the particles are uniformly distributed and perfectly aligned, and the second when the particles are uniformly randomly orientated (an isotropic suspension), both with no imposed background flow. We found the results of Saintillan & Shelley [11,32] are the zero-volume-fraction limit of the model, up to a numerical factor.

To investigate the linear stability of an aligned suspension, we found a base state in which the distribution is similar to that of a transversely isotropic fluid, except with non-constant distribution of particles. We then assumed the perturbation to the base state was of the form of a plane wave, and noted that the first-order velocity was only non-zero when the wavevector lay in the (\hat{z}, \mathbf{a}') -plane. Here \hat{z} is the direction of the base state alignment while \mathbf{a}' is the alignment of the first-order perturbation. We hence found the dispersion relation, and identified the range of wavevectors which are unstable for suspensions of pusher particles. If translational diffusion is neglected, the growth rate increases with wavenumber, as predicted by Saintillan & Shelley [11,32]. Even in the presence of translational diffusion, some wave-directions remain unstable for all wavenumbers, i.e. diffusion selects a bounded range of unstable wavenumbers. Anisotropic effects do not change the unstable wavevectors; however they do increase the growth rate of perturbations. In future, it may be of interest to explore the effect of anisotropy in the translational diffusion tensor, which may be important for aligned suspensions.

Considering an initially randomly oriented (isotropic) suspension at rest, the base state corresponds to a constant particle distribution function and zero fluid velocity, giving isotropic integrals for the first, second and fourth moments of the distribution function, which may be evaluated analytically. By following a similar method to Saintillan & Shelley [11,32], we found a dispersion relation for the growth rate. For a suspension of pushers, low wavenumber perturbations ($k \in [0, 0.15]$) grow exponentially with no oscillations, while medium wavenumber ($k \in [0.15, 0.6]$) perturbations oscillate and grow more slowly. Once the wavenumber is large enough perturbations are dampened. The inclusion of the extra stress due to interactions between elongated particles and the surrounding fluid simply decreases the growth rate for corresponding wavenumbers as the volume fraction of particles is increased. This leads to a smaller range of wavenumbers when the perturbation is unstable when compared with results for an isotropic stress tensor.

Active suspensions and transversely isotropic fluids are both biologically relevant and physically fascinating states of matter. Linking these two fields of research enables knowledge transfer, enabling extension of the transversely isotropic model and identifying important components of the active suspension model. Transversely isotropic effects were found to produce some changes to linear stability analysis of nearly aligned and isotropic active suspensions in the absence of background flow. We argue that these aspects should be included in future modelling studies.

Data accessibility. This article has no additional data; all data required to replicate this study is included within the article.

Author’s contributions. C.R.H. led the development of the mathematical model, with intellectual contributions from all authors. R.J.D. supervised the project and designed the research with contributions from all authors. C.R.H., D.J.S. and R.J.D. wrote the paper with contributions from all authors. All authors gave final approval for publication.

Competing interests. We declare we have no competing interests.

Funding. C.R.H. was supported by an Engineering and Physical Sciences Research Council (EPSRC) doctoral training award (EP/J500367/1), G.C. was supported by a Biotechnology and Biological Sciences Research Council Industrial CASE studentship (BB/L015587/1), J.E.F.G. acknowledges the support of the Australian Research Council (ARC) Discovery Early Career Researcher Award (DE130100031) and R.J.D. the support of the EPSRC (grant no. EP/M00015X/1). C.R.H. is grateful to Universitas 21 and the Institute of Mathematics and its Applications for supporting travel to visit J.E.F.G. and R.J.C.

Acknowledgments. The authors thank Dr Louise Dyson, University of Warwick, for helpful discussions. C.R.H., G.C. and R.J.D. would like to acknowledge the hospitality of the University of Auckland and University of Adelaide, and J.E.F.G. and R.J.C. that of the University of Birmingham during research and study leave.

Appendix A. Viscosity parameters for a dilute suspension

For a dilute suspension, the parameters μ , α_2 and α_3 may be approximated from Jeffery [35] (via [8,36,39–41])

$$\mu = 1 + \frac{2\phi}{I_1}, \quad (\text{A1})$$

$$\alpha_2 = \frac{1}{I_1} \left(1 + \frac{L_1}{L_2} - 2 \frac{I_1}{I_2} \right) \quad (\text{A2})$$

and
$$\alpha_3 = \frac{1}{I_1} \left(\frac{I_1}{I_2} - 1 \right). \quad (\text{A } 3)$$

The quantities I_1 , I_2 , L_1 and L_2 are ellipsoidal integrals, given in terms of the aspect ratio Γ :

$$I_1 = \frac{\Gamma^2(2\Gamma^2 - 5 + 3\gamma)}{2(\Gamma^2 - 1)^2}, \quad (\text{A } 4)$$

$$I_2 = \frac{(\Gamma^2 + 1)(\Gamma^2 + 2 - 3\Gamma^2\gamma)}{(\Gamma^2 - 1)^2}, \quad (\text{A } 5)$$

$$L_1 = \frac{\Gamma^2[2\Gamma^2 + 1 - \gamma(4\Gamma^2 - 1)]}{4(\Gamma^2 - 1)^2}, \quad (\text{A } 6)$$

$$L_2 = I_1 - 2L_1 \quad (\text{A } 7)$$

and
$$\gamma = \frac{\cosh^{-1} \Gamma}{\Gamma(\Gamma^2 - 1)^{1/2}}. \quad (\text{A } 8)$$

Appendix B. Derivation of the first-order Fokker–Planck equation

Equation (4.4) may be simplified by noting the rate-of-strain and vorticity tensors are zero at leading order and the fluid is incompressible,

$$\frac{\partial N^{(1)}}{\partial t} = -\nabla_x \cdot (\hat{p}N^{(1)}) + \frac{\phi}{P_e} \nabla_x^2 N^{(1)} - \nabla_p \cdot [(I - \hat{p}\hat{p}) \cdot (\alpha_0 e^{(1)} + \omega^{(1)}) \cdot \hat{p}]. \quad (\text{B } 1)$$

The final term of equation (B 1) may be simplified further. To see this we use index notation

$$\begin{aligned} \nabla_p \cdot [(I - \hat{p}\hat{p}) \cdot (\alpha_0 e^{(1)} + \omega^{(1)}) \cdot \hat{p}] &= \frac{\partial}{\partial \hat{p}_i} [(\delta_{ij} - \hat{p}_i \hat{p}_j)(\alpha_0 e_{jk}^{(1)} + \omega_{jk}^{(1)}) p_k] \\ &= -(\alpha_0 e_{ik}^{(1)} + \omega_{ik}^{(1)}) \frac{\partial \hat{p}_k}{\partial \hat{p}_i} + \alpha_0 e_{jk}^{(1)} \frac{\partial}{\partial \hat{p}_i} (\hat{p}_i \hat{p}_j \hat{p}_k) + \frac{\partial}{\partial \hat{p}_i} (\hat{p}_i [\hat{p}_j \hat{p}_k \omega_{jk}^{(1)}]). \end{aligned} \quad (\text{B } 2)$$

The first term in equation (B 2) is zero via the incompressibility condition (4.10) and since the vorticity tensor is traceless, i.e.

$$\begin{aligned} (\alpha_0 e_{ik}^{(1)} + \omega_{ik}^{(1)}) \frac{\partial \hat{p}_k}{\partial \hat{p}_i} &= (\alpha_0 e_{ik}^{(1)} + \omega_{ik}^{(1)}) \delta_{ki} \\ &= \alpha_0 e_{ii}^{(1)} + \omega_{ii}^{(1)} \\ &= \alpha_0 \frac{\partial u_i^{(1)}}{\partial x_i} + \frac{1}{2} \left(\frac{\partial u_i^{(1)}}{\partial x_i} - \frac{\partial u_i^{(1)}}{\partial x_i} \right) \\ &= 0. \end{aligned} \quad (\text{B } 3)$$

The final term is also zero. To see this we write the vorticity tensor in terms of velocity gradients and simplify:

$$\begin{aligned} 2\hat{p}_j \hat{p}_k \omega_{jk} &= \frac{\partial u_j^{(1)}}{\partial x_k} \hat{p}_j \hat{p}_k - \frac{\partial u_k^{(1)}}{\partial x_j} \hat{p}_j \hat{p}_k \\ &= \frac{\partial u_j^{(1)}}{\partial x_k} \hat{p}_j \hat{p}_k - \frac{\partial u_j^{(1)}}{\partial x_k} \hat{p}_k \hat{p}_j \\ &= 0. \end{aligned} \quad (\text{B } 4)$$

Therefore, equation (B 2) is given by

$$\begin{aligned} \nabla_p \cdot [(I - \hat{p}\hat{p}) \cdot (\alpha_0 e^{(1)} + \omega^{(1)}) \cdot \hat{p}] \\ = \alpha_0 e^{(1)}_{jk} \frac{\partial}{\partial \hat{p}_i} (\hat{p}_i \hat{p}_j \hat{p}_k) \\ = \alpha_0 e^{(1)}_{jk} [\hat{p}_i \hat{p}_j \delta_{ki} + \hat{p}_i \hat{p}_k \delta_{ji} + \hat{p}_j \hat{p}_k \delta_{ii}] \\ = \alpha_0 e^{(1)}_{jk} [\hat{p}_j \hat{p}_k + \hat{p}_j \hat{p}_k + 3\hat{p}_j \hat{p}_k] \\ = 5\alpha_0 e^{(1)} : \hat{p}\hat{p}. \end{aligned} \quad (\text{B } 5)$$

Substituting equation (B 5) into equation (B 2) gives the first-order Fokker–Planck equation

$$\frac{\partial N^{(1)}}{\partial t} = -\hat{p} \cdot \nabla_x N^{(1)} + \frac{\phi}{P_e} \nabla_x^2 N^{(1)} + \underbrace{5\alpha_0 \hat{p}\hat{p} : e^{(1)}}_{(*)}. \quad (\text{B } 6)$$

We note the final term (*) differs from Saintillan & Shelley [32], since $\delta_{ii} = 3$ when summed over all indices.

References

- Marrington R, Dafforn TR, Halsall DJ, MacDonald JI, Hicks M, Rodger A. 2005 Validation of new microvolume Couette flow linear dichroism cells. *Analyst* **130**, 1608–1616. (doi:10.1039/b506149k)
- Dafforn TR, Rajendra J, Halsall DJ, Serpell LC, Rodger A. 2004 Protein fiber linear dichroism for structure determination and kinetics in a low-volume, low-wavelength Couette flow cell. *Biophys. J.* **86**, 404–410. (doi:10.1016/S0006-3495(04)74116-8)
- Kruse K, Joanny JF, Jülicher F, Prost J, Sekimoto K. 2005 Generic theory of active polar gels: a paradigm for cytoskeletal dynamics. *Eur. Phys. J. E* **16**, 5–16. (doi:10.1140/epje/e2005-00002-5)
- McLachlan JRA, Smith DJ, Chmel NP, Rodger A. 2013 Calculations of flow-induced orientation distributions for analysis of linear dichroism spectroscopy. *Soft Matter* **9**, 4977–4984. (doi:10.1039/c3sm27419e)
- Green JEF, Friedman A. 2008 The extensional flow of a thin sheet of incompressible, transversely isotropic fluid. *Eur. J. Appl. Math.* **19**, 225–258. (doi:10.1017/S0956792508007377)
- Dyson RJ, Jensen OE. 2010 A fibre-reinforced fluid model of anisotropic plant cell growth. *J. Fluid Mech.* **655**, 472–503. (doi:10.1017/S002211201000100X)
- Saintillan D, Shelley MJ. 2013 Active suspensions and their nonlinear models. *C. R. Phys.* **14**, 497–517. (doi:10.1016/j.cry.2013.04.001)
- Pedley TJ, Kessler JO. 1990 A new continuum model for suspensions of gyrotactic microorganisms. *J. Fluid Mech.* **212**, 155–182. (doi:10.1017/S0022112090001914)
- Pedley TJ, Kessler JO. 1992 Hydrodynamic phenomena in suspensions of swimming microorganisms. *Annu. Rev. Fluid Mech.* **24**, 313–358. (doi:10.1146/annurev.fl.24.010192.001525)
- Hill NA, Pedley TJ. 2005 Bioconvection. *Fluid Dyn. Res.* **37**, 1–20. (doi:10.1016/j.fluiddyn.2005.03.002)
- Saintillan D, Shelley MJ. 2007 Orientational order and instabilities in suspensions of self-locomoting rods. *Phys. Rev. Lett.* **99**, 058102. (doi:10.1103/PhysRevLett.99.058102)
- Lauga E, Powers TR. 2009 The hydrodynamics of swimming microorganisms. *Rep. Prog. Phys.* **72**, 096601. (doi:10.1088/0034-4885/72/9/096601)
- Koch DL, Subramanian G. 2011 Collective hydrodynamics of swimming microorganisms: living fluids. *Annu. Rev. Fluid Mech.* **43**, 637–659. (doi:10.1146/annurev-fluid-121108-145434)
- Hwang Y, Pedley TJ. 2014 Bioconvection under uniform shear: linear stability analysis. *J. Fluid Mech.* **738**, 522–562. (doi:10.1017/jfm.2013.604)
- López HM, Gachelin J, Douarche C, Auradou H, Clément E. 2015 Turning bacteria suspensions into superfluids. *Phys. Rev. Lett.* **115**, 028301. (doi:10.1103/PhysRevLett.115.028301)
- Golestanian R, Liverpool TB, Ajdari A. 2005 Propulsion of a molecular machine by asymmetric distribution of reaction products. *Phys. Rev. Lett.* **94**, 220801. (doi:10.1103/PhysRevLett.94.220801)
- Dreyfus R, Baudry J, Roper ML, Fermigier M, Stone HA, Bibette J. 2005 Microscopic artificial swimmers. *Nature* **437**, 862–865. (doi:10.1038/nature04090)
- Yu TS, Lauga E, Hosoi AE. 2006 Experimental investigations of elastic tail propulsion at low Reynolds number. *Phys. Fluids* **18**, 091701. (doi:10.1063/1.2349585)
- Howse JR, Jones RAL, Ryan AJ, Gough T, Vafabakhsh R, Golestanian R. 2007 Self-motile colloidal particles: from directed propulsion to random walk. *Phys. Rev. Lett.* **99**, 048102. (doi:10.1103/PhysRevLett.99.048102)
- Patteson AE, Gopinath A, Arratia PE. 2016 Active colloids in complex fluids. *Curr. Opin. Colloid Interface Sci.* **21**, 86–96. (doi:10.1016/j.cocis.2016.01.001)
- Simha RA, Ramaswamy S. 2002 Hydrodynamic fluctuations and instabilities in ordered suspensions of self-propelled particles. *Phys. Rev. Lett.* **89**, 058101. (doi:10.1103/PhysRevLett.89.058101)
- Marchetti MC, Joanny J, Ramaswamy S, Liverpool TB, Prost J, Rao M, Simha RA. 2013 Hydrodynamics of soft active matter. *Rev. Mod. Phys.* **85**, 1143. (doi:10.1103/RevModPhys.85.1143)
- Ericksen JL. 1960 Transversely isotropic fluids. *Colloid Polym. Sci.* **173**, 117–122. (doi:10.1007/bf01502416)
- Dyson RJ, Green JEF, Whiteley JP, Byrne HM. 2015 An investigation of the influence of extracellular matrix anisotropy and cell–matrix interactions on tissue architecture. *J. Math. Biol.* **72**, 1775–1809. (doi:10.1007/s00285-015-0927-7)
- Lee MEM, Ockendon H. 2005 A continuum model for entangled fibres. *Eur. J. Appl. Math.* **16**, 145–160. (doi:10.1017/S0956792505006170)
- Holloway CR, Dyson RJ, Smith DJ. 2015 Linear Taylor–Couette stability of a transversely isotropic fluid. *Proc. R. Soc. A* **471**, 20150141. (doi:10.1098/rspa.2015.0141)
- Holloway CR, Smith DJ, Dyson RJ. In press. Linear Rayleigh–Bénard stability of a transversely isotropic fluid. *Eur. J. App. Math.* (doi:10.1017/S0956792518000359)
- Shi J, Powers TR. 2017 Swimming in an anisotropic fluid: how speed depends on alignment angle. *Phys. Rev. Fluids* **2**, 123102. (doi:10.1103/PhysRevFluids.2.123102)
- Rogers TG. 1989 Squeezing flow of fibre-reinforced viscous fluids. *J. Eng. Math.* **23**, 81–89. (doi:10.1007/BF00058434)
- Hull BD, Rogers TG, Spencer AJM. 1992 A linear stability analysis of flows of transversely isotropic non-Newtonian fluids. *J. Non-Newton. Fluid Mech.* **43**, 325–349. (doi:10.1016/0377-0257(92)80031-R)
- Spencer AJM. 1997 Fibre-streamline flows of fibre-reinforced viscous fluids. *Eur. J. Appl. Math.* **8**, 209–215.

32. Saintillan D, Shelley MJ. 2008 Instabilities, pattern formation, and mixing in active suspensions. *Phys. Fluids* **20**, 123304. (doi:10.1063/1.3041776)
33. Cupples G, Dyson RJ, Smith DJ. 2017 Viscous propulsion in active transversely isotropic media. *J. Fluid Mech.* **812**, 501–524. (doi:10.1017/jfm.2016.821)
34. Doi M, Edwards SF. 1988 *The theory of polymer dynamics*, vol. 73. Oxford, UK: Oxford University Press.
35. Jeffery GB. 1922 The motion of ellipsoidal particles immersed in a viscous fluid. *Proc. R. Soc. Lond. A* **102**, 161–179. (doi:10.1098/rspa.1922.0078)
36. Batchelor GK. 1970 The stress system in a suspension of force-free particles. *J. Fluid Mech.* **41**, 545–570. (doi:10.1017/S0022112070000745)
37. Hinch EJ, Leal LG. 1972 The effect of Brownian motion on the rheological properties of a suspension of non-spherical particles. *J. Fluid Mech.* **52**, 683–712. (doi:10.1017/S002211207200271X)
38. Saintillan D. 2010 Extensional rheology of active suspensions. *Phys. Rev. E* **81**, 056307. (doi:10.1103/PhysRevE.81.056307)
39. Leal LG, Hinch EJ. 1971 The effect of weak Brownian rotations on particles in shear flow. *J. Fluid Mech.* **46**, 685–703. (doi:10.1017/S0022112071000788)
40. Brenner H, Weissman MH. 1972 Rheology of a dilute suspension of dipolar spherical particles in an external field. II. Effects of rotary Brownian motion. *J. Colloid Interface Sci.* **41**, 499–531. (doi:10.1016/0021-9797(72)90374-8)
41. Kim S, Karrila SJ. 1991 *Microhydrodynamics: principles and selected applications*. Oxford, UK: Butterworth-Heinemann.
42. Saintillan D, Shelley MJ. 2015 Theory of active suspensions. In *Complex fluids in biological systems* (ed. SE Spagnolie), pp. 319–355. Berlin, Germany: Springer.
43. Sanchez T, Chen DTN, DeCamp SJ, Heymann M, Dogic Z. 2012 Spontaneous motion in hierarchically assembled active matter. *Nature* **491**, 431. (doi:10.1038/nature11591)
44. Spain B. 1953 *Tensor calculus*. University Mathematical Texts. Edinburgh, UK: Oliver and Boyd.
45. Woodhouse FG, Goldstein RE. 2012 Spontaneous circulation of confined active suspensions. *Phys. Rev. Lett.* **109**, 168105. (doi:10.1103/PhysRevLett.109.168105)
46. Brotto T, Caussin JB, Lauga E, Bartolo D. 2013 Hydrodynamics of confined active fluids. *Phys. Rev. Lett.* **110**, 038101. (doi:10.1103/PhysRevLett.110.038101)