

Vibration Attenuation at Rail Joints through under Sleeper Pads

Kaewunruen, Sakdirat; Aikawa, Akira; Remennikov, Alex

DOI:

[10.1016/j.proeng.2017.05.031](https://doi.org/10.1016/j.proeng.2017.05.031)

License:

Creative Commons: Attribution-NonCommercial-NoDerivs (CC BY-NC-ND)

Document Version

Publisher's PDF, also known as Version of record

Citation for published version (Harvard):

Kaewunruen, S, Aikawa, A & Remennikov, A 2017, 'Vibration Attenuation at Rail Joints through under Sleeper Pads', *Procedia Engineering*, vol. 189, pp. 193-198. <https://doi.org/10.1016/j.proeng.2017.05.031>

[Link to publication on Research at Birmingham portal](#)

General rights

Unless a licence is specified above, all rights (including copyright and moral rights) in this document are retained by the authors and/or the copyright holders. The express permission of the copyright holder must be obtained for any use of this material other than for purposes permitted by law.

- Users may freely distribute the URL that is used to identify this publication.
- Users may download and/or print one copy of the publication from the University of Birmingham research portal for the purpose of private study or non-commercial research.
- User may use extracts from the document in line with the concept of 'fair dealing' under the Copyright, Designs and Patents Act 1988 (?)
- Users may not further distribute the material nor use it for the purposes of commercial gain.

Where a licence is displayed above, please note the terms and conditions of the licence govern your use of this document.

When citing, please reference the published version.

Take down policy

While the University of Birmingham exercises care and attention in making items available there are rare occasions when an item has been uploaded in error or has been deemed to be commercially or otherwise sensitive.

If you believe that this is the case for this document, please contact UBIRA@lists.bham.ac.uk providing details and we will remove access to the work immediately and investigate.



Transportation Geotechnics and Geoecology, TGG 2017, 17-19 May 2017, Saint Petersburg, Russia

Vibration attenuation at rail joints through under sleeper pads

Sakdirat Kaewunruen^{a,*}, Akira Aikawa^b, Alex M Remennikov^c

^a*The University of Birmingham, 52 Pritchatts Road, Birmingham, B152TT, UK*

^b*Railway Technical Research Institute, Hikari-cho, Kokubunji, Tokyo, 185-8540, Japan*

^c*University of Wollongong, Northfield Ave., Wollongong, NSW, 2502, Australia*

Abstract

Modern railway tracks require electrification to power the trains and signaling systems to detect near real-time location of trains on railway networks. Such systems require the rail to carry and return the residual electricity back to substation, while enable signals to transfer within a track circuit. This track circuit requires rail joints to divide and insulate each loop of the circuit. Such the rail joints often generate impact transient dynamics to track systems. This paper presents the filed investigation into the vibration attenuation characteristic of under sleeper pads (USPs), which are the component installed under the concrete sleepers generally to improve railway track resilience. The field trial is aimed at mitigating rail joint impacts in a heavy haul track under mixed traffics. ‘Big Data’, obtained from both the track inspection vehicle and the sensors installed on tracks, demonstrate that track surface quality (top) of the section was improved after the track reconstruction. Fourier analysis results showed that the track surface (or vertical deviation) tends to deform at larger displacement amplitude and resonates at a lower wavelength of track roughness. Interestingly, the operational pass-by vibration measurements show that the USPs has resulted in an increased vibration of both rail and sleeper with USPs. Although the studies have found that the sleepers with USPs tend to have lesser flexures, the field data also confirms that a railway track with USPs could experience a large amplitude vibration, especially when excited by a high-frequency impact force. These dynamic behaviours imply that the use of soft to moderate USP could potentially induce dilation of ballast whilst the use of hard USP may reduce sleeper-ballast friction. In the end, these could then weaken lateral track stability over time.

© 2017 The Authors. Published by Elsevier Ltd. This is an open access article under the CC BY-NC-ND license (<http://creativecommons.org/licenses/by-nc-nd/4.0/>).

Peer-review under responsibility of the scientific committee of the International conference on Transportation Geotechnics and Geoecology

* Corresponding author. Tel.: +44 (0) 1214 142 670; fax: +44 (0) 121 414 3675.
E-mail address: s.kaewunruen@bham.ac.uk

Keywords: vibration attenuation; rail joints; under sleeper pads; track components; railway infrastructure; impact dynamics, suppression; lateral track stability; ballast dilation

1. Introduction

Ballasted railway tracks are popularly built for traditional suburban and urban rail networks globally. Its benefits include low capital investment, high resilience, high maintainability and constructability, high level of vibration absorption and so on. There are two groups of track components: superstructure and substructure. Superstructure components include rail, fastening system, sleeper, under sleeper pad, ballast and ballast mat; while substructure counterparts are subballast, formation, geotextiles and foundation. Under sleeper pads (USP) are resilient pads installed on the soffit of sleepers as an attachment to provide additional track resiliency between the sleepers and ballast. Fig. 1 shows a typical cross section of the ballasted railway track with under sleeper pad. In recent years, USP has been used widely and heavily in central Europe such as in Austria, Czech Republic and Germany. Additionally, several countries have carried out pilot trials such as in Sweden, Australia, and China. USP is made of polyurethane elastomer with a foam structure including encapsulated air voids. Three common objectives for installing USP are to moderate track stiffness; to reduce ground vibrations; and to reduce ballast breakage. USPs could reduce track stiffness in special areas such as turnout systems (switches and crossings) or tracks on bridge viaducts. The vibration of sleepers could also be isolated by the USP so that the ballast and formation are uncoupled from the wheel/rail interaction, reducing the ground vibrations affecting surrounding buildings and structures. The reduced ballast damage is accomplished by a reduction of contact pressure, and thus wears, in the sleeper/ballast interface. A more uniform load distribution is achieved by the use of USP, resulting in the reduction of the contact pressure and the smaller variations of support stiffness along the track. An application of USPs in Australia was initially trailed back in 1980s on open plain tracks. The outcome showed little improvement at the time whilst the delamination and degradation of the USP material were the key negative issues found in the field [1-6].

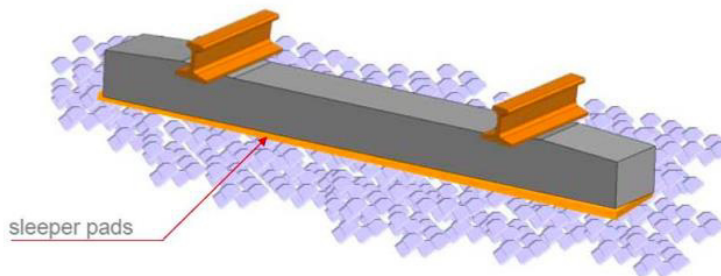


Fig. 1. Under sleeper pads [7].

Nomenclature

2α	Total joint angle or equivalent dip angle (radian)
C_t	Equivalent track damping (kNs/m)
K_t	Equivalent track stiffness (MN/m)
M_t	Equivalent track mass (kg)
P_0	Static vehicle wheel force (kN)
P_2	Dynamic vertical force (kN)
M_u	Vehicle unsprung mass per wheel (kg)
v	Train velocity (m/s)
UBM	Under ballast mat
USP	Under sleeper pad

In recent years, the performance of the USPs has been improved through the outcomes from the test results in central Europe and in Austria, which show a promising quality and durability of USPs. Note that contradict outcome has been reported by Trafikverkets (Swedish Transport Administration). After several years of field tests, Trafikverkets reported that there has been no or very little influence of USPs on track quality improvement [8]. However, the utilisation of USPs is not significant globally. Recently, a leaflet for engineering guideline for USPs has been introduced by International Union of Railway (UIC). It is found that most of the tests on the leaflet were mostly benchmarked with tests in Europe. Most of the USP usages were mainly based on trial conditions and its performance does not have a long track history record. Many theoretical studies and some field trials in Austria and France suggest that the added resiliency by USPs will attenuate impact and excessive vibration. Consequently, it is worthwhile to trial such technology in problematic areas, for example at locations with rail surface defects, dipped joints, spark erosions, or other discontinuities in rail running surface [7]. In fact, there has never been a field trial to evaluate USP performance on short-wavelength track defects. Accordingly, a test plan for USPs has been introduced in New South Wales, Australia in order to attenuate impact vibrations at dipped rails/welds and at a glue insulated joint (GIJ) with spark erosion. Similar to other resilient mats, the USP stiffness has been designed to accommodate the differences in track properties and operational parameters [9-12].

The emphasis of USP development has been initially placed on the ballasted tracks for highspeed trains where they induce high dynamic forces onto the track. The ballast could be damaged and densified by this impulsive force. So it is necessary to introduce additional elasticity in the highspeed track, but on the other hand the rail deflection should be controlled to avoid rail breaking. In general, the elasticity can be inserted between rail and sleeper (e.g. rail pads, elastomeric pads), or between base plate and sleeper, or between sleeper and ballast (i.e. USP), or between ballast and subgrade (i.e. ballast mat, shock mat). It is important to note that special care must be taken about the contribution of the elasticity to these single parts because trade-off effects may incur. In Europe, it has been reported that the under sleeper pads (USP) in high speed tracks yield an effective solution combining technical and economic efficiency. Table 1 displays a classification of the USP stiffness introduced by UIC [13].

This study focuses on the consideration of using the under sleeper pads (USPs) in order to suppress vibration at rail joints. It involves the standard and specification reviews, literature review of the performance of USPs, and field data measurements. The outcome of this study will help track engineer applying the USPs in concrete sleepers and bearers at a critical location where is prone to excessive impact and vibration such as insulated joints, in-bearers, rail surface defect locations, turnout crossings and so on.

Table 1. Under sleeper pads.

USP	Stiffness	In practice
Stiff	$0.25 \text{ N/mm}^3 < c_{\text{stat}} \leq 0.35 \text{ N/mm}^3$	(heavy rail)
Medium stiff	$0.15 \text{ N/mm}^3 < c_{\text{stat}} \leq 0.25 \text{ N/mm}^3$	(light rail)
Soft	$0.10 \text{ N/mm}^3 < c_{\text{stat}} \leq 0.15 \text{ N/mm}^3$	(not commonly use)
Very soft	$c_{\text{stat}} \leq 0.10 \text{ N/mm}^3$	(not commonly use)

2. Dynamic Force at Rail Joints

The problem related to dynamic impact forces due to dipped welds and spark erosions at glued insulated joints have considerably increased the demand for additional track maintenance and become a main cause undermining public safety and operational reliability. For example, the unplanned maintenance tasks cost railway authorities significantly, e.g. £200m annually in the U.K. The wheel that transverses such dipped geometry (e.g. bad weld alignment or spark erosion at GIJ) will impart the substantial dynamic transient forces as illustrated in Fig. 2. The dynamic content that is associated to structural damage is often called P_2 . This force should be minimized or suppressed to extend the longevity of railway tracks. On this ground, USPs have been designed for impact vibration suppression at either rail joints or glue insulated joints in this field study. It should be noted that the USPs have similar service life as the sleepers do (about 50 years). Equivalent dip angle can also be measured and used in the P_2 prediction formula [14-18]:




Fig. 2. Wheel-rail trajectory over a dipped rail joint.

$$P_2 = P_0 + 2\alpha v \left[\frac{M_U}{M_U + M_T} \right]^{\frac{1}{2}} \left[1 - \frac{\pi c_t}{4\sqrt{K_t(M_U + M_T)}} \right] [K_t M_U]^{\frac{1}{2}} \quad (1)$$

3. Field Test

The USPs with moderate stiffness have been chosen so that they could suppress impact vibration without a special requirement for track stiffness transitions. The dimension of the USPs was selected based on the local track stiffness, maintainability and constructability. Based on a finite element analysis of track deformation [7, 19-22], six sleepers in and six sleepers out of the joints need to be fitted with USPs to improve the ride condition over the irregular joint geometry, as well as to provide itself the track stiffness ramp moderation. In this field test, the USPs were kindly supplied by Getzner [23]. The USPs (SLB 2210 10mm thick) has been installed on concrete sleepers using arodite adhesion (see Fig. 3). A location at Austimer (Illawarra Line in NSW Australia) was selected as the test site and the USPs were installed on track late 2011.



Fig. 3. Field test installation.

4. Field Measurement Results

The vibration measurements have been carried out after 6 months under revenue services [10]. Fig. 4 shows the measurement instrumentation at the test sites. Two locations were investigated: at the interface between USP and ordinary tracks; and at the GIJs. The measurement campaigns have been carried out to investigate the parametric effects on dynamic track behaviour such as train speeds, rail joint condition, sleeper and ballast contact, etc. In this paper, the vibration due to a passenger shuttle train running pass by is analysed to demonstrate track vibration

attenuation. The train was travelling up direction and Fig. 5 displays the vibration signals of track components. In the measurement, we can observe that the vibrations of track components with USPs tend to be higher than those without USPs. The vibration suppression through under sleeper pads can be demonstrated in Fig. 5. It is found that USPs could significantly attenuate transient waves but at a cost of higher sleeper and rail vibrations.



Fig. 4. Field measurements.

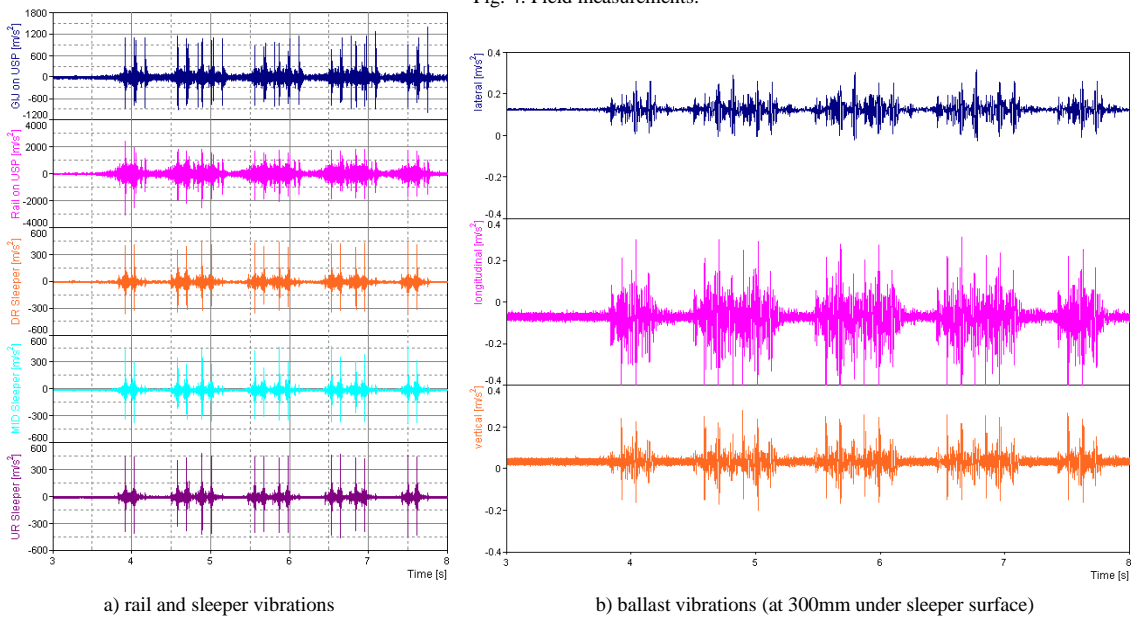


Fig. 5. Vibration attenuation through under sleeper pads.

5. Conclusion

Under sleeper pads (USPs) are a new insertion component installed under the concrete sleepers generally to improve railway track resilience. Positive outcomes from the initial field tests in Europe have motivated the use of USPs around the world. It is important to note that the component has commonly been used for certain applications, mainly to moderate track stiffness in special locations such as turnouts, crossings, and level crossing. On this ground, the use of USPs to attenuate track vibration at rail joints is presented here. Based on the operational pass-by vibration records, it is found that the USPs has resulted in an increased vibration of both rail and sleeper with USPs. The field data also confirms that a railway track with USPs could experience a large amplitude vibration, especially when excited by a high-frequency impact force. These results imply that the use of USPs to alleviate dynamics onto track substructure is a trade-off measure that could increase noise radiations of other track components and cause excessive ballast dilation, resulting weakening track lateral resistance. Also, stiff USPs may not be effective in ground-borne vibration mitigation if the soil itself can be dynamically amplified by ground excitations.

Acknowledgements

The authors would also like to thank British Department for Transport (DfT) for Transport - Technology Research Innovations Grant Scheme, Project No. RCS15/0233; and the BRIDGE Grant (provided by University of Birmingham and the University of Illinois at Urbana Champaign). The first author gratefully acknowledges the Japan Society for the Promotion of Science (JSPS) for his JSPS Invitation Research Fellowship (Long-term), Grant No L15701, at Track Dynamics Laboratory, Railway Technical Research Institute and at Concrete Laboratory, the University of Tokyo, Tokyo, Japan. The authors are sincerely grateful to the European Commission for the financial sponsorship of the H2020-RISE Project No. 691135 “RISEN: Rail Infrastructure Systems Engineering Network”, which enables a global research network that tackles the grand challenge of railway infrastructure resilience and advanced sensing in extreme environments (www.risen2rail.eu) [24].

References

- [1] A.M. Remennikov and S. Kaewunruen, A review on loading conditions for railway track structures due to wheel and rail vertical interactions. *Structural Control and Health Monitoring*, 2008, 15(1): 207-234.
- [2] C. Esveld, *Modern Railway Track*, The Netherlands MRT Press, 2001.
- [3] B. Indraratna, W. Salim, and C. Rujikiatkamjorn, *Advanced Rail Geotechnology -Ballasted Track*, The Netherlands: CRC Press/Balkema, 2011.
- [4] S. Kaewunruen, J.M. Sussman, H.H. Einstein, Strategic framework to achieve carbon-efficient construction and maintenance of railway infrastructure systems, *Frontiers in Environmental Sciences*, 2015, 3:6. doi: 10.3389/fenvs.2015.00006.
- [5] R. Gustavson, *Structural behaviour of concrete railway sleepers*. PhD Thesis, Department of Structural Engineering, Chalmers University of Technology, Gothenburg, Sweden, 2002.
- [6] S. Nimbalkar, B. Indraratna, S.K. Dash, and D. Christie, Improved performance of railway ballast under impact loads using shock mats, *ASCE Journal of Geotechnical & Geoenvironmental Engineering*, 2012, 138(3): 281-294.
- [7] S. Kaewunruen and A.M. Remennikov, Under sleeper pads: field investigation of their role in detrimental impact mitigation, *Proceedings of the 13th International Railway Engineering Conference*, Edinburgh, UK, June 30 - July 1, 2015 [CD Rom].
- [8] B. Larsen, Under Sleeper Pads on the Ofoten Line, *Proceedings of the 19th Nordic Seminar on Railway Technology*, 2016 Luleå, Sweden.
- [9] S. Kaewunruen, Performance review of under-sleeper pads (USPs) for impact mitigation, *Technical Report TR.172*, RailCorp Technical Services, Sydney Australia, 13p., 2010.
- [10] S. Kaewunruen, In-situ performance of under-sleeper pads (USPs) at glued insulated joints (GIJs), *Technical Report TR.208*, RailCorp Technical Services, Sydney Australia, 75p, 2012.
- [11] S. Kaewunruen and A.M. Remennikov, Sensitivity analysis of free vibration characteristics of an in-situ railway concrete sleeper to variations of rail pad parameters. *Journal of Sound and Vibration*, 2006, 298(1-2), 453-461.
- [12] P. Schneider, R. Bolmsvik, and J.C.O. Nielsen, In-situ performance of a ballasted railway track with under sleeper pads, *Journal of Rail and Rapid Transit*, 2011, 225(3), 299-309.
- [13] UIC: International Union of Railway, *UIC Leaflet: Guideline for Under Sleeper Pads*, Paris, France, 2014.
- [14] Asset Standards Authority, *Rolling Stock Access Integrity Standards, RSU 120 Track interface, Minimum Operating Standards for Rolling Stocks RSS0001 General Interface Requirements, Engineering Standards and Services*, Transport for NSW, 2016.
- [15] Standards Australia, *Railway track material - Part 19: Resilient fastening systems*. Australian Standard: AS1085.19-2001, Sydney, Australia, 2001.
- [16] Standards Australia, *Railway track material - Part 14: Prestressed concrete sleepers*. Australian Standard: AS1085.14-2003, Sydney, Australia, 2003.
- [17] Asset Standards Authority, *ESC 210 Standard for track geometry and stability*, Engineering Standards, Transport for NSW, Sydney Australia, 2016.
- [18] S. Kaewunruen and M. Ishida, In Situ Monitoring of Rail Squats in Three Dimensions Using Ultrasonic Technique, *Experimental Techniques*, 2016, 40 (4), 1179-1185.
- [19] M.V. Tuler and S. Kaewunruen, Life cycle analysis of mitigation methodologies for railway rolling noise and groundbourne vibration, *Journal of Environmental Management*, 2017, 191, 75-82.
- [20] R. Tavares de Freitas and S. Kaewunruen, Life cycle cost evaluation of noise and vibration control methods at urban railway turnouts, 2016, *Environments*, 3 (4), 34.
- [21] S. Setsobhonkul and S. Kaewunruen, Life cycle analysis of railway noise and vibration mitigation methodologies with respect to curve squeal noises, *Proceedings of the 45th International Congress and Exposition on Noise Control Engineering*, Internoise2016, Hamburg, Germany, 2016.
- [22] S. Kaewunruen, Systems thinking approach for rail freight noise mitigation, *Acoustics Australia*, 2016, 44 (1), 193-194
- [23] Getzner, Under sleeper pads, 2017, Access Online URL <http://www.getzner.com>
- [24] S. Kaewunruen, J.M. Sussman, A. Matsumoto, Grand challenges in transportation and transit systems, *Frontiers in Built Environment*, 2016, 2, 4. (<https://doi.org/10.3389/fbuil.2016.00004>)