

Measurement of CP asymmetry in $B_s^0 \rightarrow D_s K^\pm$ decays

LHCb Collaboration

DOI:

[10.1007/JHEP03\(2018\)059](https://doi.org/10.1007/JHEP03(2018)059)

License:

Creative Commons: Attribution (CC BY)

Document Version

Publisher's PDF, also known as Version of record

Citation for published version (Harvard):

LHCb Collaboration 2018, 'Measurement of CP asymmetry in $B_s^0 \rightarrow D_s K^\pm$ decays', *Journal of High Energy Physics*, vol. 2018, no. 3, 59. [https://doi.org/10.1007/JHEP03\(2018\)059](https://doi.org/10.1007/JHEP03(2018)059)

[Link to publication on Research at Birmingham portal](#)

Publisher Rights Statement:

Published in *Journal of High Energy Physics* on 12/03/2018

DOI: [10.1007/JHEP03\(2018\)059](https://doi.org/10.1007/JHEP03(2018)059)

General rights

Unless a licence is specified above, all rights (including copyright and moral rights) in this document are retained by the authors and/or the copyright holders. The express permission of the copyright holder must be obtained for any use of this material other than for purposes permitted by law.

- Users may freely distribute the URL that is used to identify this publication.
- Users may download and/or print one copy of the publication from the University of Birmingham research portal for the purpose of private study or non-commercial research.
- User may use extracts from the document in line with the concept of 'fair dealing' under the Copyright, Designs and Patents Act 1988 (?)
- Users may not further distribute the material nor use it for the purposes of commercial gain.

Where a licence is displayed above, please note the terms and conditions of the licence govern your use of this document.

When citing, please reference the published version.

Take down policy

While the University of Birmingham exercises care and attention in making items available there are rare occasions when an item has been uploaded in error or has been deemed to be commercially or otherwise sensitive.

If you believe that this is the case for this document, please contact UBIRA@lists.bham.ac.uk providing details and we will remove access to the work immediately and investigate.

Measurement of CP asymmetry in $B_s^0 \rightarrow D_s^\mp K^\pm$ decays



The LHCb collaboration

E-mail: giulia.tellarini@cern.ch

ABSTRACT: We report the measurements of the CP -violating parameters in $B_s^0 \rightarrow D_s^\mp K^\pm$ decays observed in pp collisions, using a data set corresponding to an integrated luminosity of 3.0 fb^{-1} recorded with the LHCb detector. We measure $C_f = 0.73 \pm 0.14 \pm 0.05$, $A_f^{\Delta\Gamma} = 0.39 \pm 0.28 \pm 0.15$, $A_{\bar{f}}^{\Delta\Gamma} = 0.31 \pm 0.28 \pm 0.15$, $S_f = -0.52 \pm 0.20 \pm 0.07$, $S_{\bar{f}} = -0.49 \pm 0.20 \pm 0.07$, where the uncertainties are statistical and systematic, respectively. These parameters are used together with the world-average value of the B_s^0 mixing phase, $-2\beta_s$, to obtain a measurement of the CKM angle γ from $B_s^0 \rightarrow D_s^\mp K^\pm$ decays, yielding $\gamma = (128_{-22}^{+17})^\circ$ modulo 180° , where the uncertainty contains both statistical and systematic contributions. This corresponds to 3.8σ evidence for CP violation in the interference between decay and decay after mixing.

KEYWORDS: CKM angle gamma, CP violation, B physics, Flavor physics, Hadron-Hadron scattering (experiments)

ARXIV EPRINT: [1712.07428](https://arxiv.org/abs/1712.07428)

Contents

1	Introduction	1
1.1	Decay rate equations and CP violation parameters	3
1.2	Analysis strategy	4
2	Detector and software	4
3	Candidate selection	5
4	Multivariate fit to $B_s^0 \rightarrow D_s^\mp K^\pm$ and $B_s^0 \rightarrow D_s^- \pi^+$	6
5	Flavour tagging	9
6	Decay-time resolution	11
7	Decay-time acceptance	11
8	Decay-time fit to $B_s^0 \rightarrow D_s^\mp K^\pm$	12
9	Systematic uncertainties	13
10	Interpretation	17
11	Conclusion	18
	The LHCb collaboration	23

1 Introduction

A key characteristic of the Standard Model (SM) is that CP violation originates from a single phase in the CKM quark-mixing matrix [1, 2]. In the SM the CKM matrix is unitary, leading to the condition $V_{ud}V_{ub}^* + V_{cd}V_{cb}^* + V_{td}V_{tb} = 0$, where V_{ij} are the CKM matrix elements. This relation is represented as a triangle in the complex plane, with angles α , β and γ , and an area proportional to the amount of CP violation in the quark sector of the SM [3–5]. The angle $\gamma \equiv \arg(-V_{ud}V_{ub}^*/V_{cd}V_{cb}^*)$ is the least well-known angle of the CKM angles. Its current best determination was obtained by LHCb from a combination of measurements concerning B^+ , B^0 and B_s^0 decays to final states with a $D_{(s)}$ meson and one or more light mesons [6]. Decay-time-dependent analyses of tree-level $B_{(s)}^0 \rightarrow D_{(s)}^\mp h^\pm$ ($h = \pi, K$) decays¹ are sensitive to the angle γ through CP violation in the interference of mixing and decay

¹Inclusion of charge-conjugate modes is implied throughout except where explicitly stated.

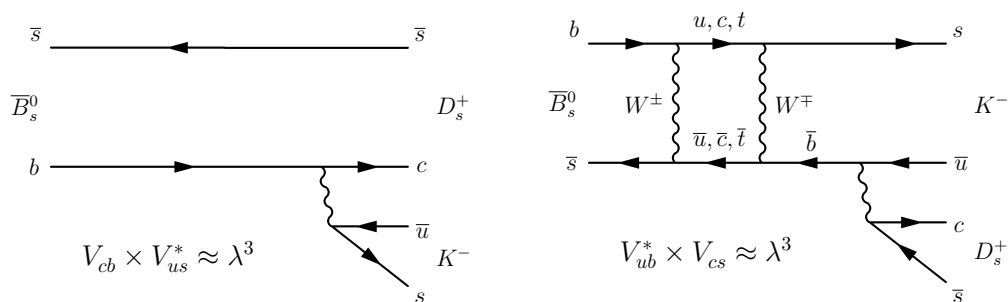


Figure 1. Feynman diagrams for $\bar{B}_s^0 \rightarrow D_s^+ K^-$ decays (left) without and (right) with $B_s^0-\bar{B}_s^0$ mixing.

amplitudes [7–10]. A comparison between the value of the CKM angle γ obtained from tree-level processes, with the measurements of γ and other unitary triangle parameters in loop-level processes, provides a powerful consistency check of the SM picture of CP violation.

Due to the interference between mixing and decay amplitudes, the physical CP -violating parameters in these decays are functions of a combination of the angle γ and the relevant mixing phase, namely $\gamma + 2\beta$ ($\beta \equiv \arg(-V_{cd}V_{cb}^*/V_{td}V_{tb}^*)$) in the B^0 and $\gamma - 2\beta_s$ ($\beta_s \equiv \arg(-V_{ts}V_{tb}^*/V_{cs}V_{cb}^*)$) in the B_s^0 system. Measurements of these physical quantities can therefore be interpreted in terms of the angles γ or $\beta_{(s)}$ by using independent determinations of the other parameter as input. Such measurements have been performed by both the BaBar [11, 12] and Belle [13, 14] collaborations using $B^0 \rightarrow D^{(*)\mp}\pi^\pm$ decays. In these decays, the ratios between the interfering $b \rightarrow u$ and $b \rightarrow c$ amplitudes are small, $r_{D^{(*)}\pi} = |A(B^0 \rightarrow D^{(*)-}\pi^+)/A(B^0 \rightarrow D^{(*)+}\pi^-)| \approx 0.02$, which limits the sensitivity to the CKM angle γ [15].

The leading-order Feynman diagrams contributing to the interference of decay and mixing in $B_s^0 \rightarrow D_s^\mp K^\pm$ decays are shown in figure 1. In contrast to $B^0 \rightarrow D^{(*)\mp}\pi^\pm$ decays, here both the $B_s^0 \rightarrow D_s^- K^+$ ($b \rightarrow cs\bar{u}$) and the $B_s^0 \rightarrow D_s^+ K^-$ ($b \rightarrow u\bar{c}s$) decay amplitudes are of $\mathcal{O}(\lambda^3)$, where $\lambda \approx 0.23$ [16, 17] is the sine of the Cabibbo angle, and the ratio of the amplitudes of the interfering diagrams is approximately $|V_{ub}^*V_{cs}/V_{cb}V_{us}^*| \approx 0.4$. Moreover, the sizeable decay-width difference in the B_s^0 system, $\Delta\Gamma_s$ [18], allows the determination of $\gamma - 2\beta_s$ from the sinusoidal and hyperbolic terms of the decay-time evolution (see eqs. (1.1) and (1.2)) up to a two-fold ambiguity.

This paper presents an updated measurement with respect to ref. [19] of the CP -violating parameters and of $\gamma - 2\beta_s$ in $B_s^0 \rightarrow D_s^\mp K^\pm$ decays using a data set corresponding to an integrated luminosity of 1.0 (2.0) fb^{-1} of pp collisions recorded with the LHCb detector at $\sqrt{s} = 7$ (8) TeV in 2011 (2012).

1.1 Decay rate equations and CP violation parameters

The time-dependent-decay rates of the initially produced flavour eigenstates $|B_s^0(t=0)\rangle$ and $|\bar{B}_s^0(t=0)\rangle$ are given by

$$\frac{d\Gamma_{B_s^0 \rightarrow f}(t)}{dt} = \frac{1}{2}|A_f|^2(1 + |\lambda_f|^2)e^{-\Gamma_s t} \left[\cosh\left(\frac{\Delta\Gamma_s t}{2}\right) + A_f^{\Delta\Gamma} \sinh\left(\frac{\Delta\Gamma_s t}{2}\right) + C_f \cos(\Delta m_s t) - S_f \sin(\Delta m_s t) \right], \quad (1.1)$$

$$\frac{d\Gamma_{\bar{B}_s^0 \rightarrow f}(t)}{dt} = \frac{1}{2}|A_f|^2 \left| \frac{p}{q} \right|^2 (1 + |\lambda_f|^2)e^{-\Gamma_s t} \left[\cosh\left(\frac{\Delta\Gamma_s t}{2}\right) + A_f^{\Delta\Gamma} \sinh\left(\frac{\Delta\Gamma_s t}{2}\right) - C_f \cos(\Delta m_s t) + S_f \sin(\Delta m_s t) \right], \quad (1.2)$$

where $\lambda_f \equiv (q/p)(\bar{A}_f/A_f)$ and A_f (\bar{A}_f) is the amplitude of a B_s^0 (\bar{B}_s^0) decay to the final state f , Γ_s corresponds to the average B_s^0 decay width, while $\Delta\Gamma_s$ indicates the decay-width difference between the light, $|B_L\rangle$, and heavy, $|B_H\rangle$, B_s^0 mass eigenstates, defined as $\Gamma_{B_L} - \Gamma_{B_H}$ and Δm_s is the mixing frequency in the B_s^0 system defined as $m_{B_H} - m_{B_L}$. The complex coefficients p and q relate the B_s^0 meson mass eigenstates, to the flavour eigenstates, where

$$|B_L\rangle = p|B_s^0\rangle + q|\bar{B}_s^0\rangle \quad \text{and} \quad |B_H\rangle = p|B_s^0\rangle - q|\bar{B}_s^0\rangle, \quad (1.3)$$

with $|p|^2 + |q|^2 = 1$. Equations similar to 1.1 and 1.2 can be written for the decays to the CP -conjugate final state \bar{f} replacing C_f by $C_{\bar{f}}$, S_f by $S_{\bar{f}}$, and $A_f^{\Delta\Gamma}$ by $A_{\bar{f}}^{\Delta\Gamma}$. In what follows, the convention that f (\bar{f}) indicates $D_s^- K^+$ ($D_s^+ K^-$) final state is used. The CP -asymmetry parameters are given by

$$\begin{aligned} C_f &= \frac{1 - |\lambda_f|^2}{1 + |\lambda_f|^2} = -C_{\bar{f}} = -\frac{1 - |\lambda_{\bar{f}}|^2}{1 + |\lambda_{\bar{f}}|^2}, \\ S_f &= \frac{2\mathcal{I}m(\lambda_f)}{1 + |\lambda_f|^2}, \quad A_f^{\Delta\Gamma} = \frac{-2\mathcal{R}e(\lambda_f)}{1 + |\lambda_f|^2}, \\ S_{\bar{f}} &= \frac{2\mathcal{I}m(\lambda_{\bar{f}})}{1 + |\lambda_{\bar{f}}|^2}, \quad A_{\bar{f}}^{\Delta\Gamma} = \frac{-2\mathcal{R}e(\lambda_{\bar{f}})}{1 + |\lambda_{\bar{f}}|^2}. \end{aligned} \quad (1.4)$$

The equality $C_f = -C_{\bar{f}}$ results from $|q/p| = 1$ and $|\lambda_f| = |1/\lambda_{\bar{f}}|$, *i.e.* assuming no CP violation in either the mixing, in agreement with current measurements [20], or in the decay amplitude, which is justified as only a single amplitude contributes to each initial to final state transition. The CP parameters are related to the magnitude of the amplitude ratio $r_{D_s K} \equiv |\lambda_{D_s K}| = |A(\bar{B}_s^0 \rightarrow D_s^- K^+)/A(B_s^0 \rightarrow D_s^- K^+)|$, the strong-phase difference δ between the amplitudes $A(\bar{B}_s^0 \rightarrow D_s^- K^+)$ and $A(B_s^0 \rightarrow D_s^- K^+)$, and the weak-phase difference $\gamma - 2\beta_s$ by the following equations

$$\begin{aligned} C_f &= \frac{1 - r_{D_s K}^2}{1 + r_{D_s K}^2}, \\ A_f^{\Delta\Gamma} &= \frac{-2r_{D_s K} \cos(\delta - (\gamma - 2\beta_s))}{1 + r_{D_s K}^2}, \quad A_{\bar{f}}^{\Delta\Gamma} = \frac{-2r_{D_s K} \cos(\delta + (\gamma - 2\beta_s))}{1 + r_{D_s K}^2}, \\ S_f &= \frac{2r_{D_s K} \sin(\delta - (\gamma - 2\beta_s))}{1 + r_{D_s K}^2}, \quad S_{\bar{f}} = \frac{-2r_{D_s K} \sin(\delta + (\gamma - 2\beta_s))}{1 + r_{D_s K}^2}. \end{aligned} \quad (1.5)$$

1.2 Analysis strategy

The analysis strategy consists of a two-stage procedure. After the event selection, an unbinned extended maximum likelihood fit, referred to as the multivariate fit, is performed to separate signal $B_s^0 \rightarrow D_s^\mp K^\pm$ candidates from background contributions. The multivariate fit uses the B_s^0 and D_s^- invariant masses and the log-likelihood difference between the pion and kaon hypotheses, $L(K/\pi)$, for the K^\pm candidate. Using information from this fit, signal weights for each candidate are obtained using the *sPlot* technique [21]. At the second stage, the CP violation parameters are measured from a fit to the weighted decay-time distribution, referred to as the *sFit* [22] procedure, where the initial flavour of the B_s^0 candidate is inferred by means of several flavour-tagging algorithms optimised using data and simulation samples. The full procedure is validated using the flavour-specific $B_s^0 \rightarrow D_s^- \pi^+$ decay, yielding approximately 16 times more signal than $B_s^0 \rightarrow D_s^\mp K^\pm$ decays. Precise determination of the decay-time resolution model and of the decay-time acceptance, as well as the calibration of the flavour-tagging algorithms, are obtained from $B_s^0 \rightarrow D_s^- \pi^+$ decays and subsequently used in the *sFit* procedure to the $B_s^0 \rightarrow D_s^\mp K^\pm$ candidates. The analysis strategy largely follows that described in ref. [19]. Most of the inputs are updated, in particular the candidate selection, the flavour tagging calibration and the decay-time resolution are optimised on the current data and simulation samples. A more refined estimate of the systematic uncertainties is also performed. After a brief description of the LHCb detector in section 2, the event selection is reported in section 3. The relevant inputs for the multivariate fit and its results for $B_s^0 \rightarrow D_s^\mp K^\pm$ and $B_s^0 \rightarrow D_s^- \pi^+$ decays are outlined in sections 4. The flavour-tagging parameters and the decay-time resolution model are described in sections 5 and 6, respectively. The decay-time acceptance is reported in section 7 followed by the results of the *sFit* procedure applied to $B_s^0 \rightarrow D_s^\mp K^\pm$ candidates in section 8. The evaluation of the systematic uncertainties and the interpretation for the CKM angle γ are summarised in sections 9 and 10, respectively. Conclusions are drawn in section 11.

2 Detector and software

The LHCb detector [23, 24] is a single-arm forward spectrometer covering the pseudorapidity range $2 < \eta < 5$, designed for the study of particles containing b or c quarks. The detector includes a high-precision tracking system consisting of a silicon-strip vertex detector surrounding the pp interaction region [25], a large-area silicon-strip detector located upstream of a dipole magnet with a bending power of about 4 Tm, and three stations of silicon-strip detectors and straw drift tubes [26] placed downstream of the magnet. The polarity of the dipole magnet is reversed periodically throughout data taking to control systematic effects. The tracking system provides a measurement of momentum, p , of charged particles with a relative uncertainty that varies from 0.5% at low momentum to 1.0% at 200 GeV/ c . The minimum distance of a track to a primary vertex (PV), the impact parameter (IP), is measured with a resolution of $(15 + 29/p_T) \mu\text{m}$, where p_T is the component of the momentum transverse to the beam, in GeV/ c . Particle identification (PID) of charged hadrons is achieved using information from two ring-imaging Cherenkov detectors [27].

The online event selection is performed by a trigger [28], which consists of a hardware stage, based on information from the calorimeters and muon systems, followed by a software stage, which applies a full event reconstruction. At the hardware trigger stage, events are required to have a muon with high p_T or a hadron, photon or electron with high transverse energy in the calorimeters. For hadrons, the transverse energy threshold is 3.5 GeV. The software trigger requires a two-, three- or four-track secondary vertex with a significant displacement from any primary pp interaction vertex. At least one charged particle must have a transverse momentum $p_T > 1.6 \text{ GeV}/c$ and be inconsistent with originating from any PV. A multivariate algorithm [29] is used for the identification of secondary vertices consistent with the decay of a b hadron.

In the simulation, pp collisions are generated using PYTHIA [30, 31] with a specific LHCb configuration [32]. Decays of hadronic particles are described by EVTGEN [33], in which final-state radiation is generated using PHOTOS [34]. The interaction of the generated particles with the detector, and its response, are implemented using the GEANT4 toolkit [35, 36] as described in ref. [37].

3 Candidate selection

First, $D_s^- \rightarrow K^- K^+ \pi^-$, $D_s^- \rightarrow K^- \pi^+ \pi^-$, and $D_s^- \rightarrow \pi^- \pi^+ \pi^-$ candidates are formed from reconstructed charged particles. These D_s^- candidates are subsequently combined with a fourth particle, referred to as the “companion”, to form $B_s^0 \rightarrow D_s^\mp K^\pm$ or $B_s^0 \rightarrow D_s^- \pi^+$ candidates, depending on the PID information of the companion particle. The decay-time resolution is improved by performing a kinematic fit [38] in which the B_s^0 candidate is assigned to a PV for which it has the smallest impact parameter χ^2 , defined as the difference in the χ^2 of the vertex fit for a given PV reconstructed with and without the considered particle. Similarly, the B_s^0 invariant mass resolution is improved by constraining the D_s^- invariant mass to its world-average value.

A selection of reconstructed candidates is made using a similar multivariate secondary-vertex algorithm as that applied at the trigger level, but with offline-quality reconstruction [29]. Combinatorial background is further suppressed by a gradient boosted decision tree (BDTG) algorithm [39, 40], which is trained on $B_s^0 \rightarrow D_s^- \pi^+$ data. Only the $D_s^- \rightarrow K^- K^+ \pi^-$ final state selected with additional PID requirements is considered in order to enrich the training sample with signal candidates. Since all channels in this analysis have similar kinematics, and no PID information is used as input to the BDTG, the resulting BDTG performs equally well on the other D_s^- decay modes. The optimal working point is chosen to maximise the significance of the $B_s^0 \rightarrow D_s^\mp K^\pm$ signal. In addition, the B_s^0 and D_s^- candidates are required to have a measured mass within $[5300, 5800] \text{ MeV}/c^2$ and $[1930, 2015] \text{ MeV}/c^2$, respectively.

Finally, a combination of PID information and kinematic vetoes is used to distinguish the different D_s^- final states from each other ($D_s^- \rightarrow K^- \pi^+ \pi^-$, $D_s^- \rightarrow \pi^- \pi^+ \pi^-$ and $D_s^- \rightarrow K^- K^+ \pi^-$, the latter being subdivided into $D_s^- \rightarrow \phi \pi^-$, $D_s^- \rightarrow K^*(892)^0 K^-$ and $D_s^- \rightarrow (KK\pi)_{\text{nonres}}$) and from cross-feed backgrounds such as $B^0 \rightarrow D^- K^+$ or $\bar{A}_b^0 \rightarrow \bar{A}_c^- K^+$ decays. The selection structure and most criteria are identical to those used in ref. [19]; the

specific values of certain PID selection requirements were updated to perform optimally with the latest event reconstruction algorithms. Less than 1% of the events passing the selection requirements contain more than one signal candidate. All candidates are used in the analysis.

4 Multivariate fit to $B_s^0 \rightarrow D_s^\mp K^\pm$ and $B_s^0 \rightarrow D_s^- \pi^+$

The signal and background probability density functions (PDFs) for the multivariate fit are obtained using a mixture of data-driven approaches and simulation. The simulated events are corrected for differences in the transverse momentum and event occupancy distributions between simulation and data, as well as for the kinematics-dependent efficiency of the PID selection requirements. The shape of the B_s^0 invariant mass distribution for signal candidates is modelled using the sum of two Crystal Ball functions with a common mean [41]. This choice of functions provides a good description of the main peak as well as the radiative tail and reconstruction effects. The signal PDFs are determined separately for the $B_s^0 \rightarrow D_s^\mp K^\pm$ and $B_s^0 \rightarrow D_s^- \pi^+$ decays from simulation, taking into account different D_s^- final states. The shapes are fixed in the nominal fit with two exceptions. The common mean of the Crystal Ball functions is left free for both $B_s^0 \rightarrow D_s^- \pi^+$ and $B_s^0 \rightarrow D_s^\mp K^\pm$, compensating for differences in the mass reconstruction between simulation and data. A scale factor accounting for data-simulation differences in the signal width is left free in the $B_s^0 \rightarrow D_s^- \pi^+$ fit and is subsequently fixed to its measured value in the fit to the $B_s^0 \rightarrow D_s^\mp K^\pm$ sample. The functional form of the combinatorial background is taken from the B_s^0 invariant mass sideband (above $5800 \text{ MeV}/c^2$), with all parameters left free to vary in the multivariate fit. It is parametrised separately for each D_s^- mode either by an exponential function or by the sum of an exponential function and a constant offset. The shapes of the fully or partially reconstructed backgrounds are fixed from simulated events, corrected to reproduce the PID efficiency and kinematics in data, using a nonparametric kernel estimation method (KEYS) [42]. An exception is background due to B^0 mesons decaying to the same final state as signal, which is parametrised by the signal PDF shifted by the known B^0 - B_s^0 mass difference.

The D_s^- invariant mass is also described by a sum of two Crystal Ball functions with a common mean. The signal PDFs are obtained from simulation separately for each D_s^- decay mode. As for the B_s^0 invariant mass signal shape, only the common mean and the width scale factor are left free in the fits; the B_s^0 and D_s^- scale factors are different. The combinatorial background consists of random combinations of tracks that do not originate from a D_s^- meson decay and backgrounds that contain a true D_s^- decay combined with a random companion track. Its shape is parametrised, separately for each D_s^- decay mode, by a combination of an exponential function and the corresponding D_s^- signal PDF. The fully and partially reconstructed backgrounds that contain a correctly reconstructed D_s^- candidate ($B_s^0 \rightarrow D_s^\mp K^\pm$ and $B^0 \rightarrow D_s^- \pi^+$ as backgrounds in the $B_s^0 \rightarrow D_s^- \pi^+$ fit; $B^0 \rightarrow D_s^- K^+$, $B_s^0 \rightarrow D_s^{*-} \pi^+$, $B_s^0 \rightarrow D_s^- \rho^+$ and $B_s^0 \rightarrow D_s^- \pi^+$ as backgrounds in the $B_s^0 \rightarrow D_s^\mp K^\pm$ fit) are assumed to have the same D_s^- invariant mass distribution as the signal. The shapes of the other backgrounds are KEYS templates taken from simulation.

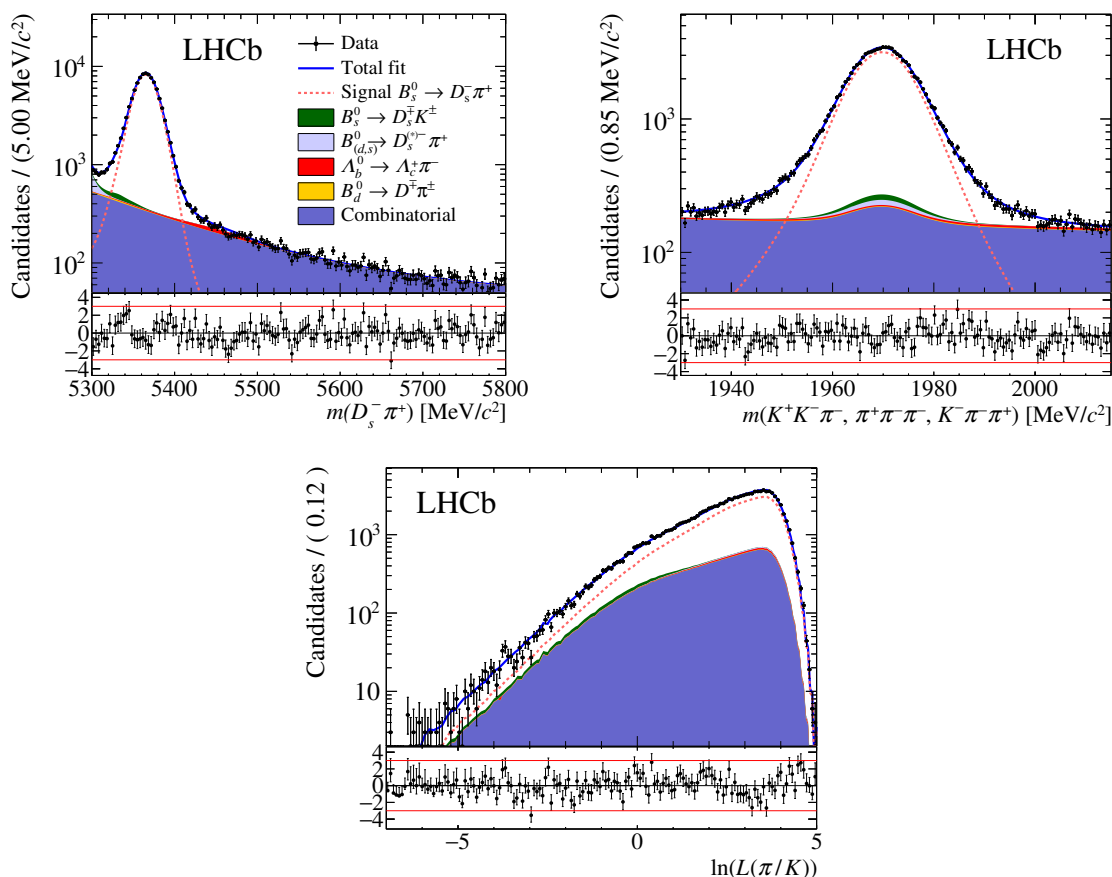


Figure 2. Distributions of the (upper left) B_s^0 and (upper right) D_s^- invariant masses for $B_s^0 \rightarrow D_s^- \pi^+$ final states, and (bottom) of the logarithm of the companion track PID log-likelihood, $\ln(L(\pi/K))$. In each plot, the contributions from all D_s^- final states are combined. The solid blue curve is the total result of the simultaneous fit. The dotted red curve shows the $B_s^0 \rightarrow D_s^- \pi^+$ signal and the fully coloured stacked histograms show the different background contributions. Normalised residuals are shown underneath all distributions.

The PDFs describing the $L(K/\pi)$ distributions of pions, kaons and protons are obtained from dedicated data-driven calibration samples [43]. The $L(K/\pi)$ shape of the companion track for the signal is obtained separately for each D_s^- decay mode to account for small kinematic differences between them. For the combinatorial background, the $L(K/\pi)$ PDF is determined from a mixture of pion, proton, and kaon contributions, and its normalisation is left free in the multivariate fit. For fully or partially reconstructed backgrounds the $L(K/\pi)$ PDF is obtained by weighting the PID calibration samples to match the event distributions of simulated events, separately for each background type.

The multivariate fit is performed simultaneously to the different D_s^- decay modes. For each D_s^- decay mode the PDF is built from the sum of signal and background contributions. Each contribution consists of the product of three PDFs corresponding to the B_s^0 and D_s^- invariant masses and $L(K/\pi)$, since their correlations are measured to be small in simulation. A systematic uncertainty is assigned to account for the impact of residual correlations.

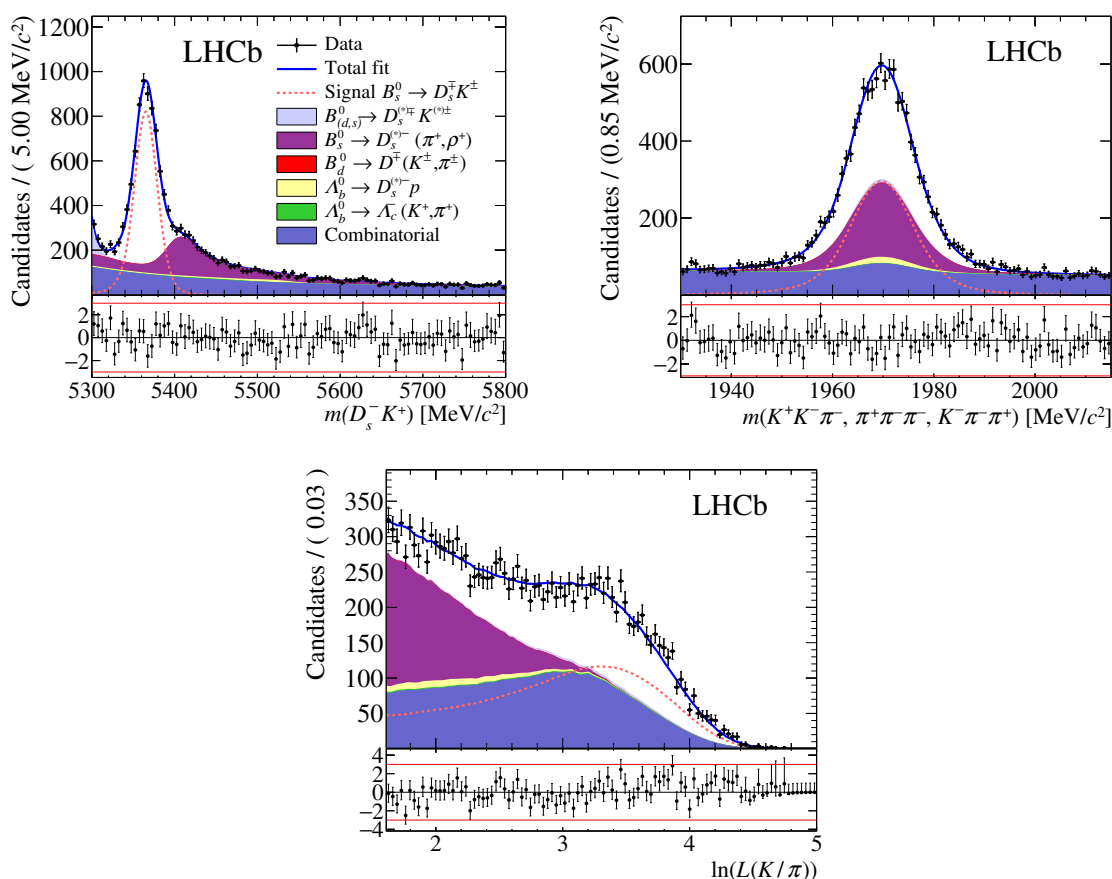


Figure 3. Distributions of the (upper left) B_s^0 and (upper right) D_s^- invariant masses for $B_s^0 \rightarrow D_s^\mp K^\pm$ final states, and (bottom) of the logarithm of the companion track PID log-likelihood, $\ln(L(K/\pi))$. In each plot, the contributions from all D_s^- final states are combined. The solid blue curve is the total result of the simultaneous fit. The dotted red curve shows the $B_s^0 \rightarrow D_s^- \pi^+$ signal and the fully coloured stacked histograms show the different background contributions. Normalised residuals are shown underneath all distributions.

Almost all background yields are left free to vary in the fit, except those that have an expected contribution below 2% of the signal yield, namely: $B^0 \rightarrow D^- K^+$, $B^0 \rightarrow D^- \pi^+$, $\bar{A}_b^0 \rightarrow \bar{A}_c^- K^+$, and $\bar{A}_b^0 \rightarrow \bar{A}_c^- \pi^+$ for the $B_s^0 \rightarrow D_s^\mp K^\pm$ fit, and $B^0 \rightarrow D^- \pi^+$, $\bar{A}_b^0 \rightarrow \bar{A}_c^- \pi^+$, and $B_s^0 \rightarrow D_s^\mp K^\pm$ for the $B_s^0 \rightarrow D_s^- \pi^+$ fit. Such background yields are fixed from known branching fractions and relative efficiencies measured using simulation.

The multivariate fit results in total signal yields of $96\,942 \pm 345$ and 5955 ± 90 $B_s^0 \rightarrow D_s^- \pi^+$ and $B_s^0 \rightarrow D_s^\mp K^\pm$ signal candidates, respectively. Signal yields are increased by a factor of 3.4 with respect to the previous measurement [19], while the combinatorial background contribution is significantly reduced. The multivariate fit is found to be unbiased using large samples of data-like pseudoexperiments. The results of the multivariate fit are shown in figures 2 and 3 for the $B_s^0 \rightarrow D_s^- \pi^+$ and the $B_s^0 \rightarrow D_s^\mp K^\pm$ candidates, respectively, summed over all D_s^- decay modes.

5 Flavour tagging

The identification of the B_s^0 initial flavour is performed by means of different flavour-tagging algorithms. The same-side kaon (SS) tagger [44] searches for an additional charged kaon accompanying the fragmentation of the signal B_s^0 or \bar{B}_s^0 . The opposite-side (OS) taggers [45] exploit the pair-wise production of b quarks that leads to a second b -hadron alongside the signal B_s^0 . The flavour of the nonsignal b hadron is determined using the charge of the lepton (μ , e) produced in semileptonic B decays, or that of the kaon from the $b \rightarrow c \rightarrow s$ decay chain, or the charge of the inclusive secondary vertex reconstructed from b -decay products. The different OS taggers are combined and used in this analysis.

Each of these algorithms has an intrinsic mistag rate $\omega = (\text{wrong tags})/(\text{all tags})$, for example due to selecting tracks from the underlying event, particle misidentifications, or flavour oscillations of neutral B mesons on the opposite side. The statistical precision of the CP -violating parameters that can be measured in $B_s^0 \rightarrow D_s^\mp K^\pm$ decays scales as the inverse square root of the effective tagging efficiency $\varepsilon_{\text{eff}} = \varepsilon_{\text{tag}}(1 - 2\omega)^2$, where ε_{tag} is the fraction of signal having a tagging decision.

The tagging algorithms are optimised to obtain the highest possible value of ε_{eff} on data. For each signal B_s^0 candidate the tagging algorithms predict a mistag probability η through the combination of various inputs, such as kinematic variables of tagging particles and of the B_s^0 candidate, into neural networks. The neural networks are trained on simulated samples of $B_s^0 \rightarrow D_s^- \pi^+$ decays for the SS tagger and on data samples of $B^+ \rightarrow J/\psi K^+$ decays for the OS taggers. For each tagger, the predicted mistag probability, η , is calibrated to match the mistag rate, ω , measured in data by using flavour-specific decays. A linear model is used as a calibration function,

$$\omega(\eta) = p_0 + p_1 (\eta - \langle \eta \rangle), \tag{5.1}$$

where the values of the parameters p_0 and p_1 are measured using the $B_s^0 \rightarrow D_s^- \pi^+$ decay mode and $\langle \eta \rangle$ is fixed to the mean of the estimated mistag probability η . For a perfectly calibrated tagger one expects $p_1 = 1$ and $p_0 = \langle \eta \rangle$. The tagging calibration parameters depend on the B_s^0 initial flavour, mainly due to the different interaction cross-sections of K^+ and K^- mesons with matter. Therefore, the measured B_s^0 - \bar{B}_s^0 tagging asymmetry is taken into account by introducing additional Δp_0 , Δp_1 and $\Delta \varepsilon_{\text{tag}}$ parameters, which are defined as the difference of the corresponding B_s^0 and \bar{B}_s^0 values. The calibrated mistag is treated as a per-candidate variable, thus adding an observable to the fit. The compatibility between the calibrations in $B_s^0 \rightarrow D_s^- \pi^+$ and $B_s^0 \rightarrow D_s^\mp K^\pm$ decays is verified using simulation.

The flavour-specific $B_s^0 \rightarrow D_s^- \pi^+$ decay mode is used for tagging calibration in order to minimize the systematic uncertainties due to the portability of the calibration from a different control channel to the signal one. The measured values of the OS and SS tagging calibration parameters and tagging asymmetries in the $B_s^0 \rightarrow D_s^- \pi^+$ sample are summarised in table 1. They are obtained from a fit to the decay-time distribution of the $B_s^0 \rightarrow D_s^- \pi^+$ sample in which the background is statistically subtracted by weighting the candidates according to the weights computed with the multivariate fit. The measured

	$\langle\eta\rangle$	p_0	p_1	$\varepsilon_{\text{tag}} [\%]$
OS	0.370	$0.3740 \pm 0.0061 \pm 0.0004$	$1.094 \pm 0.063 \pm 0.012$	37.15 ± 0.17
SS	0.437	$0.4414 \pm 0.0047 \pm 0.0002$	$1.084 \pm 0.068 \pm 0.006$	63.90 ± 0.17
	–	Δp_0	Δp_1	$\Delta\varepsilon_{\text{tag}} [\%]$
OS	—	$0.0138 \pm 0.0060 \pm 0.0001$	$0.126 \pm 0.062 \pm 0.002$	-1.14 ± 0.72
SS	—	$-0.0180 \pm 0.0047 \pm 0.0002$	$0.134 \pm 0.067 \pm 0.002$	0.82 ± 0.72

Table 1. Calibration parameters and tagging asymmetries of the OS and SS taggers obtained from $B_s^0 \rightarrow D_s^- \pi^+$ decays. The first uncertainty is statistical and the second is systematic.

$B_s^0 \rightarrow D_s^- \pi^+$	$\varepsilon_{\text{tag}} [\%]$	$\varepsilon_{\text{eff}} [\%]$
OS only	12.94 ± 0.11	1.41 ± 0.11
SS only	39.70 ± 0.16	1.29 ± 0.13
Both OS and SS	24.21 ± 0.14	3.10 ± 0.18
Total	76.85 ± 0.24	5.80 ± 0.25

Table 2. Performances of the flavour tagging for $B_s^0 \rightarrow D_s^- \pi^+$ candidates tagged by OS only, SS only and both OS and SS algorithms.

effective tagging efficiency for the inclusive OS and SS taggers is approximately 3.9% and 2.1%, respectively. The results of the 2011 and 2012 samples are consistent.

Systematic uncertainties on the calibration parameters have an impact on the CP parameters and they are added in quadrature with the statistical uncertainties and used to define the Gaussian constraints on the calibration parameters in the $B_s^0 \rightarrow D_s^\mp K^\pm$ fit. The largest systematic effect on the tagging calibration parameters is due to the decay-time resolution model, which also affects the $B_s^0 \rightarrow D_s^\mp K^\pm$ fit for CP observables. In order to avoid double counting, this source of systematic uncertainty is treated separately from the other systematic sources (see section 9). Other relevant sources of systematic uncertainties are related to the calibration method and to the background description in the multivariate fit used to compute the weights for the $sFit$ procedure. Uncertainties related to the decay-time acceptance and to the fixed values of Δm_s and $\Delta\Gamma_s$ in the $sFit$ procedure are found to be negligible. The total systematic uncertainties, reported in table 1, are significantly smaller than the statistical.

The OS and SS tagging decisions and the mistag predictions are combined in the fit to the $B_s^0 \rightarrow D_s^\mp K^\pm$ decay-time distribution by using the same approach as described in ref. [46]. The tagging performances for the OS and SS combination measured in the $B_s^0 \rightarrow D_s^- \pi^+$ channel are reported in table 2. Three categories of tagged events are considered: OS only, SS only and both OS and SS. The estimated value of the effective tagging efficiency ε_{eff} for the $B_s^0 \rightarrow D_s^\mp K^\pm$ decay mode is $(5.7 \pm 0.3)\%$, consistent with the value obtained for $B_s^0 \rightarrow D_s^- \pi^+$ decays, as expected.

6 Decay-time resolution

Due to the fast $B_s^0-\bar{B}_s^0$ oscillations, the CP -violation parameters related to the amplitudes of the sine and cosine terms are highly correlated to the decay-time resolution model. The signal decay-time PDF is convolved with a Gaussian resolution function that has a different width for each candidate, making use of the per-candidate decay-time uncertainty estimated from the kinematic fit of the B_s^0 vertex.

From the comparison to the measured decay-time resolution, a correction to the per-candidate decay-time uncertainty σ_t is determined. This calibration is performed from a sample of “fake B_s^0 ” candidates with a known lifetime of zero obtained from the combination of prompt D_s^- mesons with a random track that originated from the PV. The spread of the observed decay times follows the shape of a double Gaussian distribution, where only the negative decay times are used to determine the resolution, to avoid biases in the determination of the decay-time resolution due to long-lived backgrounds. The resulting two widths are combined to calculate the corresponding dilution:

$$D = f_1 e^{-\sigma_1^2 \Delta m_s^2 / 2} + (1 - f_1) e^{-\sigma_2^2 \Delta m_s^2 / 2},$$

where $\sigma_{1,2}$ are the widths, and f_1 and $(1 - f_1)$ are the fractions of the two Gaussian components. The dilution, which represents the amplitude damping of the decay-time distribution, is used to obtain the effective decay-time resolution $\sigma = \sqrt{(-2\pi/\Delta m_s^2) \ln(D)}$. The effective decay-time resolution depends on the per-candidate decay-time uncertainty as $\sigma(\sigma_t) = 1.28 \sigma_t + 10.3$ fs, and is shown in figure 4. The uncertainty on the decay-time resolution is dominated by the uncertainty on the modelling of the observed decay times of the “fake B_s^0 ” candidates. Modelling the spread by a single Gaussian distribution or by taking only the central Gaussian from the double Gaussian fit, results in the correction factors $\sigma(\sigma_t) = 1.77 \sigma_t$ and $\sigma(\sigma_t) = 1.24 \sigma_t$, respectively, which are used to estimate the systematic uncertainty on the measured CP parameters.

The assumption that the measured decay-time resolution on “fake B_s^0 ” candidates can be used for true B_s^0 candidates is justified, as the measured decay-time resolution does not significantly depend on the transverse momentum of the companion particle, which is the main kinematic difference between the samples. In addition, simulation shows that the “fake B_s^0 ” and signal B_s^0 samples require compatible correction factors, varying in the range [1.19, 1.27].

7 Decay-time acceptance

The decay-time acceptance of $B_s^0 \rightarrow D_s^\mp K^\pm$ candidates is strongly correlated with the CP parameters, in particular with $A_f^{\Delta\Gamma}$ and $A_f^{\Delta\Gamma}$. However, in the case of the flavour-specific $B_s^0 \rightarrow D_s^- \pi^+$ decays, the acceptance can be measured by fixing Γ_s and floating the acceptance parameters. The decay-time acceptance in the $B_s^0 \rightarrow D_s^\mp K^\pm$ fit is fixed to that found in the fit to $B_s^0 \rightarrow D_s^- \pi^+$ data, corrected by the acceptance ratio in the two channels obtained from simulation, which is weighted as described in section 4. In all cases, the acceptance is described using segments of cubic b-splines, which are implemented in an

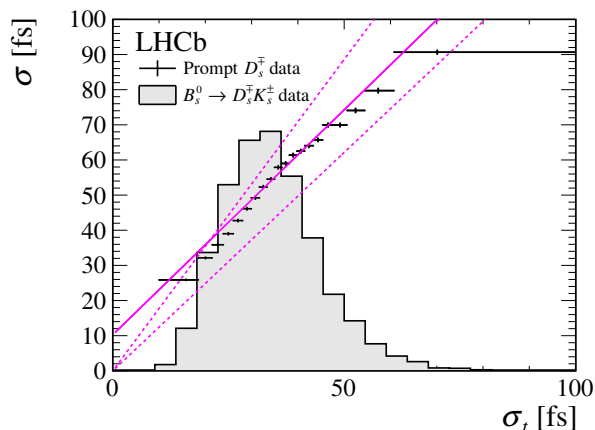


Figure 4. Data points show the measured resolution σ as a function of the per-candidate uncertainty σ_t for prompt D_s^\mp candidates combined with a random track. The dashed lines indicate the values used to determine the systematic uncertainties on this method. The solid line shows the linear fit to the data as discussed in the text. The histogram overlaid is the distribution of the per-candidate decay-time uncertainty for $B_s^0 \rightarrow D_s^\mp K^\pm$ candidates.

analytic way in the decay-time fit [47]. The spline boundaries, knots, are chosen in order to model reliably the features of the acceptance shape, and are placed at 0.5, 1.0, 1.5, 2.0, 3.0 and 12.0 ps. In the *sFit* procedure applied to the sample of $B_s^0 \rightarrow D_s^- \pi^+$ candidates, the *CP*-violation parameter C_f is fixed to unity with $C_f = -C_{\bar{f}}$, while S_f , $S_{\bar{f}}$, $A_f^{\Delta\Gamma}$, and $A_{\bar{f}}^{\Delta\Gamma}$ are all fixed to zero. The spline parameters and Δm_s are free to vary. The result of the *sFit* procedure applied to the $B_s^0 \rightarrow D_s^- \pi^+$ candidates is shown in figure 5.

Extensive studies with simulation have been performed and confirm the validity of the method. An alternative analytical decay-time acceptance parametrisation has been considered, and is in good agreement with the nominal spline description. Finally, doubling the number of knots results in negligible changes in the fit result.

8 Decay-time fit to $B_s^0 \rightarrow D_s^\mp K^\pm$

In the *sFit* procedure applied to the $B_s^0 \rightarrow D_s^\mp K^\pm$ candidates, the following parameters

$$\begin{aligned}
 \Delta m_s &= (17.757 \pm 0.021) \text{ ps}^{-1}, \\
 \Gamma_s &= (0.6643 \pm 0.0020) \text{ ps}^{-1}, \\
 \Delta\Gamma_s &= (0.083 \pm 0.006) \text{ ps}^{-1}, \\
 \rho(\Gamma_s, \Delta\Gamma_s) &= -0.239, \\
 A_{\text{prod}} &= (1.1 \pm 2.7)\%, \\
 A_{\text{det}} &= (1 \pm 1)\%
 \end{aligned}
 \tag{8.1}$$

are fixed to their central values. The values of B_s^0 oscillation frequency and production asymmetry, A_{prod} , are based on LHCb measurements [48, 49]. The B_s^0 decay width, Γ_s , the decay-width difference, $\Delta\Gamma_s$, and their correlation, $\rho(\Gamma_s, \Delta\Gamma_s)$, cor-

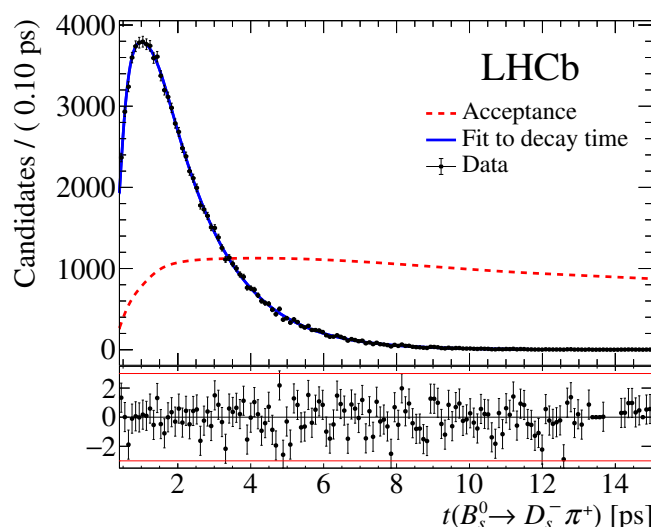


Figure 5. Decay time distribution of $B_s^0 \rightarrow D_s^- \pi^+$ candidates obtained by the *sPlot* technique. The solid blue curve is the result of the *sFit* procedure and the dashed red curve shows the measured decay-time acceptance in arbitrary units. Normalised residuals are shown underneath.

respond to the HFLAV [15] world average. An estimate of the detection asymmetry A_{det} based on ref. [50] is considered. The production asymmetry is defined as $A_{\text{prod}} \equiv [\sigma(\bar{B}_s^0) - \sigma(B_s^0)] / [\sigma(\bar{B}_s^0) + \sigma(B_s^0)]$, where σ denotes the production cross-section inside the LHCb acceptance. The detection asymmetry is defined as the difference in reconstruction efficiency between the $D_s^- K^+$ and the $D_s^+ K^-$ final states. The detection and the production asymmetries contribute to the PDF with factors of $(1 \pm A_{\text{prod}})$ and $(1 \pm A_{\text{det}})$, depending on the tagged initial state and the reconstructed final state, respectively. The tagging calibration parameters and asymmetries are allowed to float within Gaussian constraints based on their statistical and systematic uncertainties given in section 5. The decay-time PDF is convolved with a single Gaussian representing the per-candidate decay-time resolution, and multiplied by the decay-time acceptance described in section 6 and section 7, respectively.

The measured CP -violating parameters are given in table 3, and the correlations of their statistical uncertainties are given in table 4. The fit to the decay-time distribution is shown in figure 6, together with the two decay-time-dependent asymmetries, $A_{\text{mix}}(D_s^+ K^-)$ and $A_{\text{mix}}(D_s^- K^+)$, that are defined as the difference of the decay rates (see eqs. (1.1) and (1.2)) of the tagged candidates. The asymmetries are obtained by folding the decay time in one mixing period $2\pi/\Delta m_s$. The central values of the CP parameters measured by the fit are used to determine the plotted asymmetries.

9 Systematic uncertainties

Systematic uncertainties arise from the fixed parameters $\Delta m_s, \Gamma_s, \Delta\Gamma_s$, the detection A_{det} and tagging efficiency $\Delta\varepsilon_{\text{tag}}$ asymmetries, and from the limited knowledge of the decay-

Parameter	Value
C_f	$0.730 \pm 0.142 \pm 0.045$
$A_f^{\Delta\Gamma}$	$0.387 \pm 0.277 \pm 0.153$
$A_{\bar{f}}^{\Delta\Gamma}$	$0.308 \pm 0.275 \pm 0.152$
S_f	$-0.519 \pm 0.202 \pm 0.070$
$S_{\bar{f}}$	$-0.489 \pm 0.196 \pm 0.068$

Table 3. Values of the CP -violation parameters obtained from the fit to the decay-time distribution of $B_s^0 \rightarrow D_s^\mp K^\pm$ decays. The first uncertainty is statistical and the second is systematic.

Parameter	C_f	$A_f^{\Delta\Gamma}$	$A_{\bar{f}}^{\Delta\Gamma}$	S_f	$S_{\bar{f}}$
C_f	1	0.092	0.078	0.008	-0.057
$A_f^{\Delta\Gamma}$		1	0.513	-0.083	-0.004
$A_{\bar{f}}^{\Delta\Gamma}$			1	-0.042	-0.003
S_f				1	0.001
$S_{\bar{f}}$					1

Table 4. Statistical correlation matrix of the CP parameters. Other fit parameters have negligible correlations with the CP parameters.

time resolution and acceptance. In addition, the impact of neglecting correlations among the observables for background candidates is estimated. Table 5 summarises the different contributions to the systematic uncertainties, which are detailed below.

The systematic uncertainties are estimated using large sets of pseudoexperiments, in which the relevant parameters are varied. The pseudoexperiments are generated with central values of the CP parameters reported in section 8. They are subsequently processed by the same fit procedure applied to data. The fitted values are compared between the nominal fit, where all fixed parameters are kept at their nominal values, and the systematic fit, where each parameter is varied according to its uncertainty. A distribution is formed by normalising the resulting differences to the uncertainties measured in the nominal fit, and the mean and width of this distribution are added in quadrature and assigned as the systematic uncertainty.

The systematic uncertainty related to the decay-time resolution model, together with its impact on the flavour tagging, is evaluated by fitting the $B_s^0 \rightarrow D_s^\mp K^\pm$ pseudoexperiments using the two alternative decay-time resolution models and their corresponding tagging calibration parameters. The latter are obtained with $B_s^0 \rightarrow D_s^- \pi^+$ pseudoexperiments that were generated with the nominal decay-time resolution, but fitted with the two alternative decay-time resolution models. The impact of neglecting the correlations among the observables in the background is accounted for by means of a dedicated set of pseudoexperiments in which the correlations are included at generation and neglected in the fit. The correlations between Γ_s , $\Delta\Gamma_s$, and the decay-time acceptance parameters

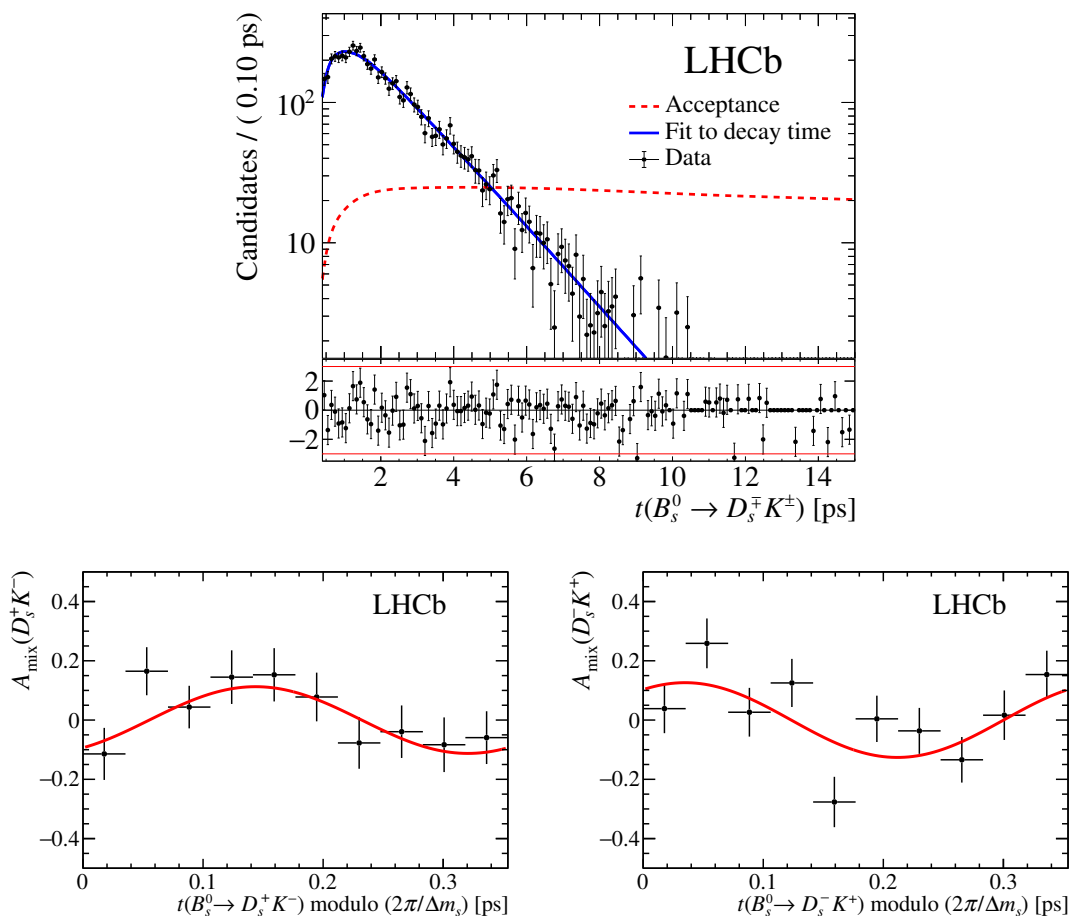


Figure 6. The (top) decay-time distribution of $B_s^0 \rightarrow D_s^\mp K^\pm$ candidates obtained by the *sPlot* technique. The solid blue curve is the result of the *sFit* procedure and the dashed red curve shows the decay-time acceptance in arbitrary units, obtained from the *sFit* procedure applied to the $B_s^0 \rightarrow D_s^- \pi^+$ candidates and corrected for the ratio of decay-time acceptances of $B_s^0 \rightarrow D_s^\mp K^\pm$ and $B_s^0 \rightarrow D_s^- \pi^+$ from simulation. Normalised residuals are shown underneath. The *CP*-asymmetry plots for (bottom left) the $D_s^+ K^-$ final state and (bottom right) the $D_s^- K^+$ final state, folded into one mixing period $2\pi/\Delta m_s$, are also shown.

from the fit to $B_s^0 \rightarrow D_s^- \pi^+$ data are accounted for by fitting pseudoexperiments, where the values of the spline coefficients, Γ_s and $\Delta\Gamma_s$ are randomly generated according to multidimensional correlated Gaussian distributions centred at the nominal values. The combined correlated systematic uncertainty is listed as “acceptance data fit, Γ_s , $\Delta\Gamma_s$ ”. The correlations between the spline coefficients among $B_s^0 \rightarrow D_s^- \pi^+$ and $B_s^0 \rightarrow D_s^\mp K^\pm$ simulation samples are accounted for by fitting pseudoexperiments with the parameters randomly generated as in the previous case, and the corresponding systematic uncertainty is listed as “acceptance, simulation ratio”.

The nominal result is cross-checked by splitting the sample into subsets according to the two magnet polarities, the year of data taking, the B_s^0 momentum, and the BDTG

Source	C_f	$A_f^{\Delta\Gamma}$	$A_{\bar{f}}^{\Delta\Gamma}$	S_f	$S_{\bar{f}}$
Detection asymmetry	0.02	0.28	0.29	0.02	0.02
Δm_s	0.11	0.02	0.02	0.20	0.20
Tagging and scale factor	0.18	0.02	0.02	0.16	0.18
Tagging asymmetry	0.02	0.00	0.00	0.02	0.02
Correlation among observables	0.20	0.38	0.38	0.20	0.18
Closure test	0.13	0.19	0.19	0.12	0.12
Acceptance, simulation ratio	0.01	0.10	0.10	0.01	0.01
Acceptance data fit, Γ_s , $\Delta\Gamma_s$	0.01	0.18	0.17	0.00	0.00
Total	0.32	0.55	0.55	0.35	0.35

Table 5. Systematic uncertainties on the CP parameters, relative to the statistical uncertainties.

Parameter	C_f	$A_f^{\Delta\Gamma}$	$A_{\bar{f}}^{\Delta\Gamma}$	S_f	$S_{\bar{f}}$
C_f	1	0.05	0.03	0.03	-0.01
$A_f^{\Delta\Gamma}$		1	0.42	0.02	0.02
$A_{\bar{f}}^{\Delta\Gamma}$			1	0.03	0.03
S_f				1	0.01
$S_{\bar{f}}$					1

Table 6. Correlation matrix of the total systematic uncertainties of the CP parameters.

response. No dependencies are observed. In particular, the compatibility of the 1 fb^{-1} and the 2 fb^{-1} subsamples is at the level of 1σ , where σ is the standard deviation. A closure test using the high-statistics fully simulated signal candidates provides an estimate of the intrinsic uncertainty related to the fit procedure. No bias is found and only the fit uncertainty is considered as a systematic uncertainty. The systematic effects due to the background subtraction in the *sFit* procedure are checked. Therefore, the nominal fitting procedure is applied to a mixture of the signal and the $B_s^0 \rightarrow D_s^- \pi^+$ simulation samples as well as combinatorial background data. The result is consistent with the values found by the fit to the signal only, as a consequence, no additional uncertainties are considered.

The resulting systematic uncertainties are shown in table 5 relative to the corresponding statistical uncertainties. The total systematic correlation matrix, reported in table 6, is obtained by adding the covariance matrices corresponding to each source.

A number of other possible systematic effects are studied, but found to be negligible. These include production asymmetries, missing or imperfectly modelled backgrounds, and fixed signal-shape parameters in the multivariate fit. Potential systematic effects due to fixed background yields are evaluated by generating pseudoexperiments with the nominal value for these yields, and fitting back with the yields fixed to twice or half their nominal value. No significant bias is observed and no systematic uncertainty assigned. The

decay-time fit is repeated adding one or two additional spline functions to the decay-time acceptance description and no significant change in the fit result is observed. The multivariate and decay-time fits are repeated randomly removing multiple candidates, with no significant change observed in the fit result. No systematic uncertainty is assigned to the imperfect knowledge of the momentum and the longitudinal dimension of the detector since both effects are taken into account by the systematic uncertainty on Δm_s , as the world average is dominated by the LHCb measurement [48].

10 Interpretation

The measurement of the CP parameters is used to determine the values of $\gamma - 2\beta_s$ and, subsequently, of the angle γ . The following likelihood is maximised, replicating the procedure described in ref. [6],

$$\mathcal{L}(\vec{\alpha}) = \exp\left(-\frac{1}{2}\left(\vec{A}(\vec{\alpha}) - \vec{A}_{\text{obs}}\right)^T V^{-1}\left(\vec{A}(\vec{\alpha}) - \vec{A}_{\text{obs}}\right)\right), \quad (10.1)$$

where $\vec{\alpha} = (\gamma, \beta_s, r_{D_s K}, \delta)$ is the vector of the physics parameters, $\vec{A}(\vec{\alpha})$ is the vector of parameters expressed through eq. (1.5), \vec{A}_{obs} is the vector of the measured CP -violating parameters and V is the experimental (statistical and systematic) uncertainty covariance matrix. Confidence intervals are computed by evaluating the test statistic $\Delta\chi^2 \equiv \chi^2(\vec{\alpha}'_{\text{min}}) - \chi^2(\vec{\alpha}_{\text{min}})$, where $\chi^2(\vec{\alpha}) = -2 \ln \mathcal{L}(\vec{\alpha})$, following ref. [51]. Here, $\vec{\alpha}_{\text{min}}$ denotes the global maximum of eq. (10.1), and $\vec{\alpha}'_{\text{min}}$ is the conditional maximum when the parameter of interest is fixed to the tested value.

The value of β_s is constrained to the value obtained from [15], $\phi_s = -0.030 \pm 0.033$ rad, assuming $\phi_s = -2\beta_s$, *i.e.* neglecting contributions from penguin-loop diagrams or from processes beyond the SM. The results are

$$\begin{aligned} \gamma &= (128^{+17}_{-22})^\circ, \\ \delta &= (358^{+13}_{-14})^\circ, \\ r_{D_s K} &= 0.37^{+0.10}_{-0.09}, \end{aligned}$$

where the values for the angles are expressed modulo 180° . Figure 7 shows the $1 - \text{CL}$ curve for γ , and the two-dimensional contours of the profile likelihood $\mathcal{L}(\vec{\alpha}'_{\text{min}})$.

The resulting value of γ is visualised in figure 7 by inspecting the complex plane for the measured amplitude coefficients. The points determined by $(-A_f^{\Delta\Gamma}, S_f)$ and $(-A_{\bar{f}}^{\Delta\Gamma}, S_{\bar{f}})$ are proportional to $r_{D_s K} e^{i(\pm\delta - (\gamma - 2\beta_s))}$, whilst an additional constraint on $r_{D_s K}$ arises from C_f . The value of γ measured in this analysis is compatible at the level of 2.3σ , where σ is the standard deviation, with the value of γ found from the combination of all LHCb measurements [6] when all information from $B_s^0 \rightarrow D_s^\mp K^\pm$ decays is removed. The observed change in the fit log-likelihood between the combined best fit point and the origin in the complex plane indicates 3.8σ evidence for CP violation in $B_s^0 \rightarrow D_s^\mp K^\pm$.

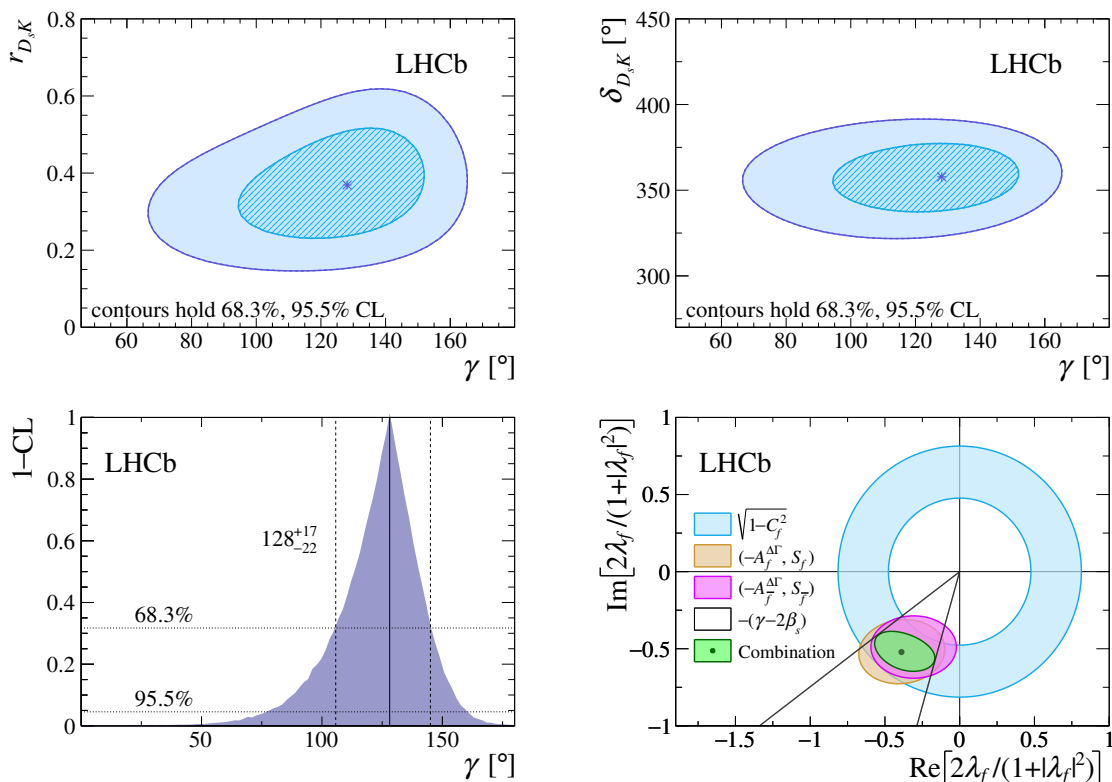


Figure 7. Profile likelihood contours of (top left) $r_{D_s K}$ vs. γ , and (top right) δ vs. γ . The markers denote the best-fit values. The contours correspond to 68.3% CL (95.5% CL). The graph on the bottom left shows $1 - \text{CL}$ for the angle γ , together with the central value and the 68.3% CL interval as obtained from the frequentist method described in the text. The bottom right plot shows a visualisation of how each of the amplitude coefficients contributes towards the overall constraint on the weak phase, $\gamma - 2\beta_s$. The difference between the phase of $(-A_{\bar{f}}^{\Delta\Gamma}, S_{\bar{f}})$ and $(-A_f^{\Delta\Gamma}, S_f)$ is proportional to the strong phase δ , which is close to 360° and thus not indicated in the figure.

11 Conclusion

The CP -violating parameters that describe the $B_s^0 \rightarrow D_s^\mp K^\pm$ decay rates have been measured using a data set corresponding to an integrated luminosity of 3.0 fb^{-1} of pp collisions recorded with the LHCb detector. Their values are found to be

$$\begin{aligned}
 C_f &= 0.73 \pm 0.14 \pm 0.05, \\
 A_f^{\Delta\Gamma} &= 0.39 \pm 0.28 \pm 0.15, \\
 A_{\bar{f}}^{\Delta\Gamma} &= 0.31 \pm 0.28 \pm 0.15, \\
 S_f &= -0.52 \pm 0.20 \pm 0.07, \\
 S_{\bar{f}} &= -0.49 \pm 0.20 \pm 0.07,
 \end{aligned}$$

where the first uncertainties are statistical and the second are systematic. The results are used to determine the CKM angle γ , the strong-phase difference δ and the amplitude ratio $r_{D_s K}$ between the $B_s^0 \rightarrow D_s^- K^+$ and $\bar{B}_s^0 \rightarrow D_s^- K^+$ amplitudes leading to $\gamma = (128^{+17}_{-22})^\circ$,

$\delta = (358_{-14}^{+13})^\circ$ and $r_{D_s K} = 0.37_{-0.09}^{+0.10}$ (all angles are given modulo 180°). This result corresponds to 3.8σ evidence of CP violation in this channel and represents the most precise determination of γ from B_s^0 meson decays.

Acknowledgments

We express our gratitude to our colleagues in the CERN accelerator departments for the excellent performance of the LHC. We thank the technical and administrative staff at the LHCb institutes. We acknowledge support from CERN and from the national agencies: CAPES, CNPq, FAPERJ and FINEP (Brazil); MOST and NSFC (China); CNRS/IN2P3 (France); BMBF, DFG and MPG (Germany); INFN (Italy); NWO (The Netherlands); MNiSW and NCN (Poland); MEN/IFA (Romania); MinES and FASO (Russia); MinECo (Spain); SNSF and SER (Switzerland); NASU (Ukraine); STFC (United Kingdom); NSF (U.S.A.). We acknowledge the computing resources that are provided by CERN, IN2P3 (France), KIT and DESY (Germany), INFN (Italy), SURF (The Netherlands), PIC (Spain), GridPP (United Kingdom), RRCKI and Yandex LLC (Russia), CSCS (Switzerland), IFIN-HH (Romania), CBPF (Brazil), PL-GRID (Poland) and OSC (U.S.A.). We are indebted to the communities behind the multiple open-source software packages on which we depend. Individual groups or members have received support from AvH Foundation (Germany), EPLANET, Marie Skłodowska-Curie Actions and ERC (European Union), ANR, Labex P2IO and OCEVU, and Région Auvergne-Rhône-Alpes (France), RFBR, RSF and Yandex LLC (Russia), GVA, XuntaGal and GENCAT (Spain), Herchel Smith Fund, the Royal Society, the English-Speaking Union and the Leverhulme Trust (United Kingdom).

Open Access. This article is distributed under the terms of the Creative Commons Attribution License ([CC-BY 4.0](https://creativecommons.org/licenses/by/4.0/)), which permits any use, distribution and reproduction in any medium, provided the original author(s) and source are credited.

References

- [1] N. Cabibbo, *Unitary symmetry and leptonic decays*, *Phys. Rev. Lett.* **10** (1963) 531 [[INSPIRE](#)].
- [2] M. Kobayashi and T. Maskawa, *CP violation in the renormalizable theory of weak interaction*, *Prog. Theor. Phys.* **49** (1973) 652 [[INSPIRE](#)].
- [3] C. Jarlskog, *Commutator of the quark mass matrices in the standard electroweak model and a measure of maximal CP nonconservation*, *Phys. Rev. Lett.* **55** (1985) 1039 [[INSPIRE](#)].
- [4] R. Huerta and R. Pérez-Marcial, *Comment on “commutator of the quark mass matrices in the standard electroweak model and a measure of maximal CP nonconservation”*, *Phys. Rev. Lett.* **58** (1987) 1698.
- [5] C. Jarlskog, *Jarlskog responds*, *Phys. Rev. Lett.* **57** (1986) 2875 [[INSPIRE](#)].
- [6] LHCb collaboration, *Measurement of the CKM angle γ from a combination of LHCb results*, *JHEP* **12** (2016) 087 [[arXiv:1611.03076](#)] [[INSPIRE](#)].

- [7] I. Dunietz and R.G. Sachs, *Asymmetry between inclusive charmed and anticharmed modes in B^0 , \bar{B}^0 decay as a measure of CP violation*, *Phys. Rev. D* **37** (1988) 3186 [Erratum *ibid.* **D 39** (1989) 3515] [[INSPIRE](#)].
- [8] R. Aleksan, I. Dunietz and B. Kayser, *Determining the CP-violating phase γ* , *Z. Phys. C* **54** (1992) 653 [[INSPIRE](#)].
- [9] R. Fleischer, *New strategies to obtain insights into CP-violation through $B_{(s)} \rightarrow D_{(s)}^\pm K^\mp$, $D_{(s)}^{*\pm} K^\mp, \dots$ and $B_{(d)} \rightarrow D^\pm \pi^\mp$, $D^{*\pm} \pi^\mp, \dots$ decays*, *Nucl. Phys. B* **671** (2003) 459 [[hep-ph/0304027](#)] [[INSPIRE](#)].
- [10] K. De Bruyn, R. Fleischer, R. Kneegjens, M. Merk, M. Schiller and N. Tuning, *Exploring $B_s \rightarrow D_s^{(*)\pm} K^\mp$ decays in the presence of a sizable width difference $\Delta\Gamma_s$* , *Nucl. Phys. B* **868** (2013) 351 [[arXiv:1208.6463](#)] [[INSPIRE](#)].
- [11] BABAR collaboration, B. Aubert et al., *Measurement of time-dependent CP-violating asymmetries and constraints on $\sin(2\beta + \gamma)$ with partial reconstruction of $B \rightarrow D^{*\mp} \pi^\pm$ decays*, *Phys. Rev. D* **71** (2005) 112003 [[hep-ex/0504035](#)] [[INSPIRE](#)].
- [12] BABAR collaboration, B. Aubert et al., *Measurement of time-dependent CP asymmetries in $B^0 \rightarrow D^{(*)\pm} \pi^\mp$ and $B^0 \rightarrow D^\pm \rho^\mp$ decays*, *Phys. Rev. D* **73** (2006) 111101 [[hep-ex/0602049](#)] [[INSPIRE](#)].
- [13] BELLE collaboration, F.J. Ronga et al., *Measurements of CP violation in $B^0 \rightarrow D^{*-} \pi^+$ and $B^0 \rightarrow D^- \pi^+$ decays*, *Phys. Rev. D* **73** (2006) 092003 [[hep-ex/0604013](#)] [[INSPIRE](#)].
- [14] BELLE collaboration, S. Bahinipati et al., *Measurements of time-dependent CP asymmetries in $B \rightarrow D^{*\mp} \pi^\pm$ decays using a partial reconstruction technique*, *Phys. Rev. D* **84** (2011) 021101 [[arXiv:1102.0888](#)] [[INSPIRE](#)].
- [15] HEAVY FLAVOR AVERAGING GROUP (HFAG) collaboration, Y. Amhis et al., *Averages of b-hadron, c-hadron and τ -lepton properties as of summer 2014*, [arXiv:1412.7515](#) [[INSPIRE](#)].
- [16] L. Wolfenstein, *Parametrization of the Kobayashi-Maskawa matrix*, *Phys. Rev. Lett.* **51** (1983) 1945 [[INSPIRE](#)].
- [17] PARTICLE DATA GROUP collaboration, C. Patrignani et al., *Review of particle physics*, *Chin. Phys. C* **40** (2016) 100001 [[INSPIRE](#)].
- [18] LHCb collaboration, *Measurement of CP-violation and the B_s^0 meson decay width difference with $B_s^0 \rightarrow J/\psi K^+ K^-$ and $B_s^0 \rightarrow J/\psi \pi^+ \pi^-$ decays*, *Phys. Rev. D* **87** (2013) 112010 [[arXiv:1304.2600](#)] [[INSPIRE](#)].
- [19] LHCb collaboration, *Measurement of CP asymmetry in $B_s^0 \rightarrow D_s^\mp K^\pm$ decays*, *JHEP* **11** (2014) 060 [[arXiv:1407.6127](#)] [[INSPIRE](#)].
- [20] LHCb collaboration, *Measurement of the CP asymmetry in B_s^0 - \bar{B}_s^0 mixing*, *Phys. Rev. Lett.* **117** (2016) 061803 [*Addendum *ibid.** **118** (2017) 129903] [[arXiv:1605.09768](#)] [[INSPIRE](#)].
- [21] M. Pivk and F.R. Le Diberder, *SPlot: a statistical tool to unfold data distributions*, *Nucl. Instrum. Meth. A* **555** (2005) 356 [[physics/0402083](#)] [[INSPIRE](#)].
- [22] Y. Xie, *sFit: a method for background subtraction in maximum likelihood fit*, [arXiv:0905.0724](#) [[INSPIRE](#)].
- [23] LHCb collaboration, *The LHCb detector at the LHC, 2008 JINST* **3** S08005 [[INSPIRE](#)].
- [24] LHCb collaboration, *LHCb detector performance*, *Int. J. Mod. Phys. A* **30** (2015) 1530022 [[arXiv:1412.6352](#)] [[INSPIRE](#)].

- [25] R. Aaij et al., *Performance of the LHCb vertex locator*, [2014 JINST 9 09007](#) [[arXiv:1405.7808](#)] [[INSPIRE](#)].
- [26] LHCb OUTER TRACKER GROUP collaboration, R. Arink et al., *Performance of the LHCb outer tracker*, [2014 JINST 9 P01002](#) [[arXiv:1311.3893](#)] [[INSPIRE](#)].
- [27] LHCb RICH GROUP collaboration, M. Adinolfi et al., *Performance of the LHCb RICH detector at the LHC*, *Eur. Phys. J. C* **73** (2013) 2431 [[arXiv:1211.6759](#)] [[INSPIRE](#)].
- [28] R. Aaij et al., *The LHCb trigger and its performance in 2011*, [2013 JINST 8 P04022](#) [[arXiv:1211.3055](#)] [[INSPIRE](#)].
- [29] V.V. Gligorov and M. Williams, *Efficient, reliable and fast high-level triggering using a bonsai boosted decision tree*, [2013 JINST 8 P02013](#) [[arXiv:1210.6861](#)] [[INSPIRE](#)].
- [30] T. Sjöstrand, S. Mrenna and P.Z. Skands, *A brief introduction to PYTHIA 8.1*, *Comput. Phys. Commun.* **178** (2008) 852 [[arXiv:0710.3820](#)] [[INSPIRE](#)].
- [31] T. Sjöstrand, S. Mrenna and P.Z. Skands, *PYTHIA 6.4 physics and manual*, *JHEP* **05** (2006) 026 [[hep-ph/0603175](#)] [[INSPIRE](#)].
- [32] I. Belyaev et al., *Handling of the generation of primary events in Gauss, the LHCb simulation framework*, *J. Phys. Conf. Ser.* **331** (2011) 032047 [[INSPIRE](#)].
- [33] D.J. Lange, *The EvtGen particle decay simulation package*, *Nucl. Instrum. Meth. A* **462** (2001) 152 [[INSPIRE](#)].
- [34] P. Golonka and Z. Was, *PHOTOS Monte Carlo: a precision tool for QED corrections in Z and W decays*, *Eur. Phys. J. C* **45** (2006) 97 [[hep-ph/0506026](#)] [[INSPIRE](#)].
- [35] GEANT4 collaboration, J. Allison et al., *GEANT4 developments and applications*, *IEEE Trans. Nucl. Sci.* **53** (2006) 270 [[INSPIRE](#)].
- [36] GEANT4 collaboration, S. Agostinelli et al., *GEANT4: a simulation toolkit*, *Nucl. Instrum. Meth. A* **506** (2003) 250 [[INSPIRE](#)].
- [37] M. Clemencic et al., *The LHCb simulation application, Gauss: design, evolution and experience*, *J. Phys. Conf. Ser.* **331** (2011) 032023 [[INSPIRE](#)].
- [38] W.D. Hulsbergen, *Decay chain fitting with a Kalman filter*, *Nucl. Instrum. Meth. A* **552** (2005) 566 [[physics/0503191](#)] [[INSPIRE](#)].
- [39] L. Breiman, J.H. Friedman, R.A. Olshen and C.J. Stone, *Classification and regression trees*. Wadsworth international group, Belmont CA U.S.A., (1984) [[INSPIRE](#)].
- [40] B.P. Roe, H.-J. Yang, J. Zhu, Y. Liu, I. Stancu and G. McGregor, *Boosted decision trees, an alternative to artificial neural networks*, *Nucl. Instrum. Meth. A* **543** (2005) 577 [[physics/0408124](#)] [[INSPIRE](#)].
- [41] T. Skwarnicki, *A study of the radiative cascade transitions between the Upsilon-prime and Upsilon resonances*, Ph.D. thesis, Institute of Nuclear Physics, Krakow Poland, (1986) [[INSPIRE](#)].
- [42] K.S. Cranmer, *Kernel estimation in high-energy physics*, *Comput. Phys. Commun.* **136** (2001) 198 [[hep-ex/0011057](#)] [[INSPIRE](#)].
- [43] A. Powell et al., *Particle identification at LHCb*, [PoS\(ICHEP 2010\)020](#) [[INSPIRE](#)].
- [44] LHCb collaboration, *A new algorithm for identifying the flavour of B_s^0 mesons at LHCb*, [2016 JINST 11 P05010](#) [[arXiv:1602.07252](#)] [[INSPIRE](#)].

- [45] LHCb collaboration, *Opposite-side flavour tagging of B mesons at the LHCb experiment*, *Eur. Phys. J. C* **72** (2012) 2022 [[arXiv:1202.4979](#)] [[INSPIRE](#)].
- [46] LHCb collaboration, *Measurement of CP violation in $B^0 \rightarrow J/\psi K_S^0$ decays*, *Phys. Rev. Lett.* **115** (2015) 031601 [[arXiv:1503.07089](#)] [[INSPIRE](#)].
- [47] T.M. Karbach, G. Raven and M. Schiller, *Decay time integrals in neutral meson mixing and their efficient evaluation*, [arXiv:1407.0748](#) [[INSPIRE](#)].
- [48] LHCb collaboration, *Precision measurement of the B_s^0 - \bar{B}_s^0 oscillation frequency with the decay $B_s^0 \rightarrow D_s^- \pi^+$* , *New J. Phys.* **15** (2013) 053021 [[arXiv:1304.4741](#)] [[INSPIRE](#)].
- [49] LHCb collaboration, *Measurement of the \bar{B}^0 - B^0 and \bar{B}_s^0 - B_s^0 production asymmetries in pp collisions at $\sqrt{s} = 7$ TeV*, *Phys. Lett. B* **739** (2014) 218 [[arXiv:1408.0275](#)] [[INSPIRE](#)].
- [50] LHCb collaboration, *Measurement of CP asymmetry in $D^0 \rightarrow K^- K^+$ and $D^0 \rightarrow \pi^- \pi^+$ decays*, *JHEP* **07** (2014) 041 [[arXiv:1405.2797](#)] [[INSPIRE](#)].
- [51] LHCb collaboration, *Measurement of the CKM angle γ from a combination of $B^\pm \rightarrow Dh^\pm$ analyses*, *Phys. Lett. B* **726** (2013) 151 [[arXiv:1305.2050](#)] [[INSPIRE](#)].

The LHCb collaboration

R. Aaij⁴⁰, B. Adeva³⁹, M. Adinolfi⁴⁸, Z. Ajaltouni⁵, S. Akar⁵⁹, J. Albrecht¹⁰, F. Alessio⁴⁰, M. Alexander⁵³, A. Alfonso Alberio³⁸, S. Ali⁴³, G. Alkhazov³¹, P. Alvarez Cartelle⁵⁵, A.A. Alves Jr⁵⁹, S. Amato², S. Amerio²³, Y. Amhis⁷, L. An³, L. Anderlini¹⁸, G. Andreassi⁴¹, M. Andreotti^{17,g}, J.E. Andrews⁶⁰, R.B. Appleby⁵⁶, F. Archilli⁴³, P. d'Argent¹², J. Arnau Romeu⁶, A. Artamonov³⁷, M. Artuso⁶¹, E. Aslanides⁶, M. Atzeni⁴², G. Auriemma²⁶, M. Baalouch⁵, I. Babuschkin⁵⁶, S. Bachmann¹², J.J. Back⁵⁰, A. Badalov^{38,m}, C. Baesso⁶², S. Baker⁵⁵, V. Balagura^{7,b}, W. Baldini¹⁷, A. Baranov³⁵, R.J. Barlow⁵⁶, C. Barschel⁴⁰, S. Barsuk⁷, W. Barter⁵⁶, F. Baryshnikov³², V. Batozskaya²⁹, V. Battista⁴¹, A. Bay⁴¹, L. Beaucourt⁴, J. Beddow⁵³, F. Bedeschi²⁴, I. Bediaga¹, A. Beiter⁶¹, L.J. Bel⁴³, N. Bely⁶³, V. Bellee⁴¹, N. Belloli^{21,i}, K. Belous³⁷, I. Belyaev^{32,40}, E. Ben-Haim⁸, G. Bencivenni¹⁹, S. Benson⁴³, S. Beranek⁹, A. Berezhnoy³³, R. Bernet⁴², D. Berninghoff¹², E. Bertholet⁸, A. Bertolin²³, C. Betancourt⁴², F. Betti¹⁵, M.O. Bettler⁴⁰, M. van Beuzekom⁴³, Ia. Bezshyiko⁴², S. Bifani⁴⁷, P. Billoir⁸, A. Birnkraut¹⁰, A. Bizzeti^{18,u}, M. Björn⁵⁷, T. Blake⁵⁰, F. Blanc⁴¹, S. Blusk⁶¹, V. Bocci²⁶, T. Boettcher⁵⁸, A. Bondar^{36,w}, N. Bondar³¹, I. Bordyuzhin³², S. Borghi^{56,40}, M. Borisyak³⁵, M. Borsato³⁹, F. Bossu⁷, M. Boubdir⁹, T.J.V. Bowcock⁵⁴, E. Bowen⁴², C. Bozzi^{17,40}, S. Braun¹², J. Brodzicka²⁷, D. Brundu¹⁶, E. Buchanan⁴⁸, C. Burr⁵⁶, A. Bursche^{16,f}, J. Buytaert⁴⁰, W. Byczynski⁴⁰, S. Cadeddu¹⁶, H. Cai⁶⁴, R. Calabrese^{17,g}, R. Calladine⁴⁷, M. Calvi^{21,i}, M. Calvo Gomez^{38,m}, A. Camboni^{38,m}, P. Campana¹⁹, D.H. Campora Perez⁴⁰, L. Capriotti⁵⁶, A. Carbone^{15,e}, G. Carboni^{25,j}, R. Cardinale^{20,h}, A. Cardini¹⁶, P. Carniti^{21,i}, L. Carson⁵², K. Carvalho Akiba², G. Casse⁵⁴, L. Cassina²¹, M. Cattaneo⁴⁰, G. Cavallero^{20,40,h}, R. Cenci^{24,t}, D. Chamont⁷, M.G. Chapman⁴⁸, M. Charles⁸, Ph. Charpentier⁴⁰, G. Chatzikonstantinidis⁴⁷, M. Chefdeville⁴, S. Chen¹⁶, S.F. Cheung⁵⁷, S.-G. Chitic⁴⁰, V. Chobanova³⁹, M. Chruszcz⁴², A. Chubykin³¹, P. Ciambone¹⁹, X. Cid Vidal³⁹, G. Ciezarek⁴⁰, P.E.L. Clarke⁵², M. Clemencic⁴⁰, H.V. Cliff⁴⁹, J. Closier⁴⁰, V. Coco⁴⁰, J. Cogan⁶, E. Cogneras⁵, V. Cogoni^{16,f}, L. Cojocariu³⁰, P. Collins⁴⁰, T. Colombo⁴⁰, A. Comerma-Montells¹², A. Contu¹⁶, G. Coombs⁴⁰, S. Coquereau³⁸, G. Corti⁴⁰, M. Corvo^{17,g}, C.M. Costa Sobral⁵⁰, B. Couturier⁴⁰, G.A. Cowan⁵², D.C. Craik⁵⁸, A. Crocombe⁵⁰, M. Cruz Torres¹, R. Currie⁵², C. D'Ambrosio⁴⁰, F. Da Cunha Marinho², C.L. Da Silva⁷², E. Dall'Occo⁴³, J. Dalseno⁴⁸, A. Davis³, O. De Aguiar Francisco⁴⁰, K. De Bruyn⁴⁰, S. De Capua⁵⁶, M. De Cian¹², J.M. De Miranda¹, L. De Paula², M. De Serio^{14,d}, P. De Simone¹⁹, C.T. Dean⁵³, D. Decamp⁴, L. Del Buono⁸, H.-P. Dembinski¹¹, M. Demmer¹⁰, A. Dendek²⁸, D. Derkach³⁵, O. Deschamps⁵, F. Dettori⁵⁴, B. Dey⁶⁵, A. Di Canto⁴⁰, P. Di Nezza¹⁹, H. Dijkstra⁴⁰, F. Dordei⁴⁰, M. Dorigo⁴⁰, A. Dosil Suárez³⁹, L. Douglas⁵³, A. Dovbnya⁴⁵, K. Dreimanis⁵⁴, L. Dufour⁴³, G. Dujany⁸, P. Durante⁴⁰, J.M. Durham⁷², D. Dutta⁵⁶, R. Dzhelyadin³⁷, M. Dziewiecki¹², A. Dziurda⁴⁰, A. Dzyuba³¹, S. Easo⁵¹, U. Egede⁵⁵, V. Egorychev³², S. Eidelman^{36,w}, S. Eisenhardt⁵², U. Eitschberger¹⁰, R. Ekelhof¹⁰, L. Eklund⁵³, S. Ely⁶¹, S. Esen¹², H.M. Evans⁴⁹, T. Evans⁵⁷, A. Falabella¹⁵, N. Farley⁴⁷, S. Farry⁵⁴, D. Fazzini^{21,i}, L. Federici²⁵, D. Ferguson⁵², G. Fernandez³⁸, P. Fernandez Declara⁴⁰, A. Fernandez Prieto³⁹, F. Ferrari¹⁵, L. Ferreira Lopes⁴¹, F. Ferreira Rodrigues², M. Ferro-Luzzi⁴⁰, S. Filippov³⁴, R.A. Fini¹⁴, M. Fiorini^{17,g}, M. Firlej²⁸, C. Fitzpatrick⁴¹, T. Fiutowski²⁸, F. Fleuret^{7,b}, M. Fontana^{16,40}, F. Fontanelli^{20,h}, R. Forty⁴⁰, V. Franco Lima⁵⁴, M. Frank⁴⁰, C. Frei⁴⁰, J. Fu^{22,q}, W. Funk⁴⁰, E. Furfaro^{25,j}, C. Färber⁴⁰, E. Gabriel⁵², A. Gallas Torreira³⁹, D. Galli^{15,e}, S. Gallorini²³, S. Gambetta⁵², M. Gandelman², P. Gandini²², Y. Gao³, L.M. Garcia Martin⁷⁰, J. García Pardiñas³⁹, J. Garra Tico⁴⁹, L. Garrido³⁸, D. Gascon³⁸, C. Gaspar⁴⁰, L. Gavardi¹⁰, G. Gazzoni⁵, D. Gerick¹², E. Gersabeck⁵⁶, M. Gersabeck⁵⁶, T. Gershon⁵⁰, Ph. Ghez⁴, S. Gianì⁴¹, V. Gibson⁴⁹, O.G. Girard⁴¹, L. Giubega³⁰, K. Gizdov⁵², V.V. Gligorov⁸, D. Golubkov³², A. Golutvin⁵⁵, A. Gomes^{1,a}, I.V. Gorelov³³,

C. Gotti^{21,i}, E. Govorkova⁴³, J.P. Grabowski¹², R. Graciani Diaz³⁸, L.A. Granado Cardoso⁴⁰,
 E. Graugés³⁸, E. Graverini⁴², G. Graziani¹⁸, A. Grecu³⁰, R. Greim⁹, P. Griffith¹⁶, L. Grillo⁵⁶,
 L. Gruber⁴⁰, B.R. Gruber Cazon⁵⁷, O. Grünberg⁶⁷, E. Gushchin³⁴, Yu. Guz³⁷, T. Gys⁴⁰,
 C. Göbel⁶², T. Hadavizadeh⁵⁷, C. Hadjivasiliou⁵, G. Haefeli⁴¹, C. Haen⁴⁰, S.C. Haines⁴⁹,
 B. Hamilton⁶⁰, X. Han¹², T.H. Hancock⁵⁷, S. Hansmann-Menzemer¹², N. Harnew⁵⁷,
 S.T. Harnew⁴⁸, C. Hasse⁴⁰, M. Hatch⁴⁰, J. He⁶³, M. Hecker⁵⁵, K. Heinicke¹⁰, A. Heister⁹,
 K. Hennessy⁵⁴, P. Henrard⁵, L. Henry⁷⁰, E. van Herwijnen⁴⁰, M. Heß⁶⁷, A. Hicheur², D. Hill⁵⁷,
 P.H. Hopchev⁴¹, W. Hu⁶⁵, W. Huang⁶³, Z.C. Huard⁵⁹, W. Hulsbergen⁴³, T. Humair⁵⁵,
 M. Hushchyn³⁵, D. Hutchcroft⁵⁴, P. Ibis¹⁰, M. Idzik²⁸, P. Ilten⁴⁷, R. Jacobsson⁴⁰, J. Jalocho⁵⁷,
 E. Jans⁴³, A. Jawahery⁶⁰, F. Jiang³, M. John⁵⁷, D. Johnson⁴⁰, C.R. Jones⁴⁹, C. Joram⁴⁰,
 B. Jost⁴⁰, N. Jurik⁵⁷, S. Kandybei⁴⁵, M. Karacson⁴⁰, J.M. Kariuki⁴⁸, S. Karodia⁵³, N. Kazeev³⁵,
 M. Kecke¹², F. Keizer⁴⁹, M. Kelsey⁶¹, M. Kenzie⁴⁹, T. Ketel⁴⁴, E. Khairullin³⁵, B. Khanji¹²,
 C. Khurewathanakul⁴¹, T. Kirn⁹, S. Klaver¹⁹, K. Klimaszewski²⁹, T. Klimkovich¹¹, S. Koliiev⁴⁶,
 M. Kolpin¹², R. Kopečna¹², P. Koppenburg⁴³, A. Kosmyntseva³², S. Kotriakhova³¹, M. Kozeiha⁵,
 L. Kravchuk³⁴, M. Krepš⁵⁰, F. Kress⁵⁵, P. Krokovny^{36,w}, W. Krzemien²⁹, W. Kucewicz^{27,l},
 M. Kucharczyk²⁷, V. Kudryavtsev^{36,w}, A.K. Kuonen⁴¹, T. Kvaratskheliya^{32,40}, D. Lacarrere⁴⁰,
 G. Lafferty⁵⁶, A. Lai¹⁶, G. Lanfranchi¹⁹, C. Langenbruch⁹, T. Latham⁵⁰, C. Lazzeroni⁴⁷,
 R. Le Gac⁶, A. Leflat^{33,40}, J. Lefrançois⁷, R. Lefevre⁵, F. Lemaître⁴⁰, E. Lemos Cid³⁹, O. Leroy⁶,
 T. Lesiak²⁷, B. Leverington¹², P.-R. Li⁶³, T. Li³, Y. Li⁷, Z. Li⁶¹, X. Liang⁶¹, T. Likhomanenko⁶⁸,
 R. Lindner⁴⁰, F. Lionetto⁴², V. Lisovskyi⁷, X. Liu³, D. Loh⁵⁰, A. Loi¹⁶, I. Longstaff⁵³,
 J.H. Lopes², D. Lucchesi^{23,o}, M. Lucio Martinez³⁹, H. Luo⁵², A. Lupato²³, E. Luppi^{17,g},
 O. Lupton⁴⁰, A. Lusiani²⁴, X. Lyu⁶³, F. Machefert⁷, F. Maciuc³⁰, V. Macko⁴¹, P. Mackowiak¹⁰,
 S. Maddrell-Mander⁴⁸, O. Maev^{31,40}, K. Maguire⁵⁶, D. Maisuzenko³¹, M.W. Majewski²⁸,
 S. Malde⁵⁷, B. Malecki²⁷, A. Malinin⁶⁸, T. Maltsev^{36,w}, G. Manca^{16,f}, G. Mancinelli⁶,
 D. Marangotto^{22,q}, J. Maratas^{5,v}, J.F. Marchand⁴, U. Marconi¹⁵, C. Marin Benito³⁸,
 M. Marinangeli⁴¹, P. Marino⁴¹, J. Marks¹², G. Martellotti²⁶, M. Martin⁶, M. Martinelli⁴¹,
 D. Martinez Santos³⁹, F. Martinez Vidal⁷⁰, A. Massafferri¹, R. Matev⁴⁰, A. Mathad⁵⁰,
 Z. Mathe⁴⁰, C. Matteuzzi²¹, A. Mauri⁴², E. Maurice^{7,b}, B. Maurin⁴¹, A. Mazurov⁴⁷,
 M. McCann^{55,40}, A. McNab⁵⁶, R. McNulty¹³, J.V. Mead⁵⁴, B. Meadows⁵⁹, C. Meaux⁶, F. Meier¹⁰,
 N. Meinert⁶⁷, D. Melnychuk²⁹, M. Merk⁴³, A. Merli^{22,40,g}, E. Michielin²³, D.A. Milanes⁶⁶,
 E. Millard⁵⁰, M.-N. Minard⁴, L. Minzoni¹⁷, D.S. Mitzel¹², A. Mogini⁸, J. Molina Rodriguez¹,
 T. Mombächer¹⁰, I.A. Monroy⁶⁶, S. Monteil⁵, M. Morandin²³, M.J. Morello^{24,t}, O. Morgunova⁶⁸,
 J. Moron²⁸, A.B. Morris⁵², R. Mountain⁶¹, F. Muheim⁵², M. Mulder⁴³, D. Müller⁵⁶, J. Müller¹⁰,
 K. Müller⁴², V. Müller¹⁰, P. Naik⁴⁸, T. Nakada⁴¹, R. Nandakumar⁵¹, A. Nandi⁵⁷, I. Nasteva²,
 M. Needham⁵², N. Neri^{22,40}, S. Neubert¹², N. Neufeld⁴⁰, M. Neuner¹², T.D. Nguyen⁴¹,
 C. Nguyen-Mau^{41,n}, S. Nieswand⁹, R. Niet¹⁰, N. Nikitin³³, T. Nikodem¹², A. Nogay⁶⁸,
 D.P. O’Hanlon⁵⁰, A. Oblakowska-Mucha²⁸, V. Obraztsov³⁷, S. Ogilvy¹⁹, R. Oldeman^{16,f},
 C.J.G. Onderwater⁷¹, A. Ossowska²⁷, J.M. Otalora Goicochea², P. Owen⁴², A. Oyanguren⁷⁰,
 P.R. Pais⁴¹, A. Palano¹⁴, M. Palutan^{19,40}, A. Papanestis⁵¹, M. Pappagallo⁵², L.L. Pappalardo^{17,g},
 W. Parker⁶⁰, C. Parkes⁵⁶, G. Passaleva^{18,40}, A. Pastore^{14,d}, M. Patel⁵⁵, C. Patrignani^{15,e},
 A. Pearce⁴⁰, A. Pellegrino⁴³, G. Penso²⁶, M. Pepe Altarelli⁴⁰, S. Perazzini⁴⁰, D. Pereima³²,
 P. Perret⁵, L. Pescatore⁴¹, K. Petridis⁴⁸, A. Petrolini^{20,h}, A. Petrov⁶⁸, M. Petruzzo^{22,q},
 E. Picatoste Olloqui³⁸, B. Pietrzyk⁴, G. Pietrzyk⁴¹, M. Piekies²⁷, D. Pinci²⁶, F. Pisani⁴⁰,
 A. Pistone^{20,h}, A. Piucci¹², V. Placinta³⁰, S. Playfer⁵², M. Plo Casasus³⁹, F. Polci⁸,
 M. Poli Lener¹⁹, A. Poluektov⁵⁰, I. Polyakov⁶¹, E. Polcarpo², G.J. Pomery⁴⁸, S. Ponce⁴⁰,
 A. Popov³⁷, D. Popov^{11,40}, S. Poslavskii³⁷, C. Potterat², E. Price⁴⁸, J. Prisciandaro³⁹,
 C. Prouve⁴⁸, V. Pugatch⁴⁶, A. Puig Navarro⁴², H. Pullen⁵⁷, G. Punzi^{24,p}, W. Qian⁵⁰, J. Qin⁶³,
 R. Quagliani⁸, B. Quintana⁵, B. Rachwal²⁸, J.H. Rademacker⁴⁸, M. Rama²⁴, M. Ramos Pernas³⁹,

M.S. Rangel², I. Raniuk^{45,†}, F. Ratnikov³⁵, G. Raven⁴⁴, M. Ravonel Salzgeber⁴⁰, M. Reboud⁴, F. Redi⁴¹, S. Reichert¹⁰, A.C. dos Reis¹, C. Remon Alepuz⁷⁰, V. Renaudin⁷, S. Ricciardi⁵¹, S. Richards⁴⁸, M. Rihl⁴⁰, K. Rinnert⁵⁴, P. Robbe⁷, A. Robert⁸, A.B. Rodrigues⁴¹, E. Rodrigues⁵⁹, J.A. Rodriguez Lopez⁶⁶, A. Rogozhnikov³⁵, S. Roiser⁴⁰, A. Rollings⁵⁷, V. Romanovskiy³⁷, A. Romero Vidal^{39,40}, M. Rotondo¹⁹, M.S. Rudolph⁶¹, T. Ruf⁴⁰, P. Ruiz Valls⁷⁰, J. Ruiz Vidal⁷⁰, J.J. Saborido Silva³⁹, E. Sadykhov³², N. Sagidova³¹, B. Saitta^{16,f}, V. Salustino Guimaraes⁶², C. Sanchez Mayordomo⁷⁰, B. Sanmartin Sedes³⁹, R. Santacesaria²⁶, C. Santamarina Rios³⁹, M. Santimaria¹⁹, E. Santovetti^{25,j}, G. Sarpis⁵⁶, A. Sarti^{19,k}, C. Satriano^{26,s}, A. Satta²⁵, D.M. Saunders⁴⁸, D. Savrina^{32,33}, S. Schael⁹, M. Schellenberg¹⁰, M. Schiller⁵³, H. Schindler⁴⁰, M. Schmelling¹¹, T. Schmelzer¹⁰, B. Schmidt⁴⁰, O. Schneider⁴¹, A. Schopper⁴⁰, H.F. Schreiner⁵⁹, M. Schubiger⁴¹, M.H. Schune⁷, R. Schwemmer⁴⁰, B. Sciascia¹⁹, A. Sciubba^{26,k}, A. Semennikov³², E.S. Sepulveda⁸, A. Sergi⁴⁷, N. Serra⁴², J. Serrano⁶, L. Sestini²³, P. Seyfert⁴⁰, M. Shapkin³⁷, I. Shapoval⁴⁵, Y. Shcheglov³¹, T. Shears⁵⁴, L. Shekhtman^{36,w}, V. Shevchenko⁶⁸, B.G. Siddi¹⁷, R. Silva Coutinho⁴², L. Silva de Oliveira², G. Simi^{23,o}, S. Simone^{14,d}, M. Sirendi⁴⁹, N. Skidmore⁴⁸, T. Skwarnicki⁶¹, I.T. Smith⁵², J. Smith⁴⁹, M. Smith⁵⁵, I. Soares Lavra¹, M.D. Sokoloff⁵⁹, F.J.P. Soler⁵³, B. Souza De Paula², B. Spaan¹⁰, P. Spradlin⁵³, S. Sridharan⁴⁰, F. Stagni⁴⁰, M. Stahl¹², S. Stahl⁴⁰, P. Stefko⁴¹, S. Stefkova⁵⁵, O. Steinkamp⁴², S. Stemmler¹², O. Stenyakin³⁷, M. Stepanova³¹, H. Stevens¹⁰, S. Stone⁶¹, B. Storaci⁴², S. Stracka^{24,p}, M.E. Stramaglia⁴¹, M. Straticiu³⁰, U. Straumann⁴², J. Sun³, L. Sun⁶⁴, K. Swientek²⁸, V. Syropoulos⁴⁴, T. Szumlak²⁸, M. Szymanski⁶³, S. T'Jampens⁴, A. Tayduganov⁶, T. Tekampe¹⁰, G. Tellarini^{17,g}, F. Teubert⁴⁰, E. Thomas⁴⁰, J. van Tilburg⁴³, M.J. Tilley⁵⁵, V. Tisserand⁵, M. Tobin⁴¹, S. Tolkar⁴⁹, L. Tomassetti^{17,g}, D. Tonelli²⁴, R. Tourinho Jadallah Aoude¹, E. Tournefier⁴, M. Traill⁵³, M.T. Tran⁴¹, M. Tresch⁴², A. Trisovic⁴⁹, A. Tsaregorodtsev⁶, P. Tsopelas⁴³, A. Tully⁴⁹, N. Tuning^{43,40}, A. Ukleja²⁹, A. Usachov⁷, A. Ustyuzhanin³⁵, U. Uwer¹², C. Vacca^{16,f}, A. Vagner⁶⁹, V. Vagnoni^{15,40}, A. Valassi⁴⁰, S. Valat⁴⁰, G. Valenti¹⁵, R. Vazquez Gomez⁴⁰, P. Vazquez Regueiro³⁹, S. Vecchi¹⁷, M. van Veghel⁴³, J.J. Velthuis⁴⁸, M. Veltri^{18,r}, G. Veneziano⁵⁷, A. Venkateswaran⁶¹, T.A. Verlage⁹, M. Vernet⁵, M. Vesterinen⁵⁷, J.V. Viana Barbosa⁴⁰, D. Vieira⁶³, M. Vieites Diaz³⁹, H. Viemann⁶⁷, X. Vilasis-Cardona^{38,m}, M. Vitti⁴⁹, V. Volkov³³, A. Vollhardt⁴², B. Voneki⁴⁰, A. Vorobyev³¹, V. Vorobyev^{36,w}, C. Voß⁹, J.A. de Vries⁴³, C. Vázquez Sierra⁴³, R. Waldi⁶⁷, J. Walsh²⁴, J. Wang⁶¹, Y. Wang⁶⁵, D.R. Ward⁴⁹, H.M. Wark⁵⁴, N.K. Watson⁴⁷, D. Websdale⁵⁵, A. Weiden⁴², C. Weisser⁵⁸, M. Whitehead⁴⁰, J. Wicht⁵⁰, G. Wilkinson⁵⁷, M. Wilkinson⁶¹, M. Williams⁵⁶, M. Williams⁵⁸, T. Williams⁴⁷, F.F. Wilson^{51,40}, J. Wimberley⁶⁰, M. Winn⁷, J. Wishahi¹⁰, W. Wislicki²⁹, M. Witek²⁷, G. Wormser⁷, S.A. Wotton⁴⁹, K. Wyllie⁴⁰, Y. Xie⁶⁵, M. Xu⁶⁵, Q. Xu⁶³, Z. Xu³, Z. Xu⁴, Z. Yang³, Z. Yang⁶⁰, Y. Yao⁶¹, H. Yin⁶⁵, J. Yu⁶⁵, X. Yuan⁶¹, O. Yushchenko³⁷, K.A. Zarebski⁴⁷, M. Zavertyaev^{11,c}, L. Zhang³, Y. Zhang⁷, A. Zhelezov¹², Y. Zheng⁶³, X. Zhu³, V. Zhukov^{9,33}, J.B. Zonneveld⁵² and S. Zucchelli¹⁵

¹ Centro Brasileiro de Pesquisas Físicas (CBPF), Rio de Janeiro, Brazil

² Universidade Federal do Rio de Janeiro (UFRJ), Rio de Janeiro, Brazil

³ Center for High Energy Physics, Tsinghua University, Beijing, China

⁴ Univ. Grenoble Alpes, Univ. Savoie Mont Blanc, CNRS, IN2P3-LAPP, Annecy, France

⁵ Clermont Université, Université Blaise Pascal, CNRS/IN2P3, LPC, Clermont-Ferrand, France

⁶ Aix Marseille Univ, CNRS/IN2P3, CPPM, Marseille, France

⁷ LAL, Univ. Paris-Sud, CNRS/IN2P3, Université Paris-Saclay, Orsay, France

⁸ LPNHE, Université Pierre et Marie Curie, Université Paris Diderot, CNRS/IN2P3, Paris, France

⁹ I. Physikalisches Institut, RWTH Aachen University, Aachen, Germany

¹⁰ Fakultät Physik, Technische Universität Dortmund, Dortmund, Germany

¹¹ Max-Planck-Institut für Kernphysik (MPIK), Heidelberg, Germany

- 12 *Physikalisches Institut, Ruprecht-Karls-Universität Heidelberg, Heidelberg, Germany*
- 13 *School of Physics, University College Dublin, Dublin, Ireland*
- 14 *Sezione INFN di Bari, Bari, Italy*
- 15 *Sezione INFN di Bologna, Bologna, Italy*
- 16 *Sezione INFN di Cagliari, Cagliari, Italy*
- 17 *Università e INFN, Ferrara, Ferrara, Italy*
- 18 *Sezione INFN di Firenze, Firenze, Italy*
- 19 *Laboratori Nazionali dell'INFN di Frascati, Frascati, Italy*
- 20 *Sezione INFN di Genova, Genova, Italy*
- 21 *Sezione INFN di Milano Bicocca, Milano, Italy*
- 22 *Sezione di Milano, Milano, Italy*
- 23 *Sezione INFN di Padova, Padova, Italy*
- 24 *Sezione INFN di Pisa, Pisa, Italy*
- 25 *Sezione INFN di Roma Tor Vergata, Roma, Italy*
- 26 *Sezione INFN di Roma La Sapienza, Roma, Italy*
- 27 *Henryk Niewodniczanski Institute of Nuclear Physics Polish Academy of Sciences, Kraków, Poland*
- 28 *AGH - University of Science and Technology, Faculty of Physics and Applied Computer Science, Kraków, Poland*
- 29 *National Center for Nuclear Research (NCBJ), Warsaw, Poland*
- 30 *Horia Hulubei National Institute of Physics and Nuclear Engineering, Bucharest-Magurele, Romania*
- 31 *Petersburg Nuclear Physics Institute (PNPI), Gatchina, Russia*
- 32 *Institute of Theoretical and Experimental Physics (ITEP), Moscow, Russia*
- 33 *Institute of Nuclear Physics, Moscow State University (SINP MSU), Moscow, Russia*
- 34 *Institute for Nuclear Research of the Russian Academy of Sciences (INR RAS), Moscow, Russia*
- 35 *Yandex School of Data Analysis, Moscow, Russia*
- 36 *Budker Institute of Nuclear Physics (SB RAS), Novosibirsk, Russia*
- 37 *Institute for High Energy Physics (IHEP), Protvino, Russia*
- 38 *ICCUB, Universitat de Barcelona, Barcelona, Spain*
- 39 *Instituto Galego de Física de Altas Enerxías (IGFAE), Universidade de Santiago de Compostela, Santiago de Compostela, Spain*
- 40 *European Organization for Nuclear Research (CERN), Geneva, Switzerland*
- 41 *Institute of Physics, Ecole Polytechnique Fédérale de Lausanne (EPFL), Lausanne, Switzerland*
- 42 *Physik-Institut, Universität Zürich, Zürich, Switzerland*
- 43 *Nikhef National Institute for Subatomic Physics, Amsterdam, The Netherlands*
- 44 *Nikhef National Institute for Subatomic Physics and VU University Amsterdam, Amsterdam, The Netherlands*
- 45 *NSC Kharkiv Institute of Physics and Technology (NSC KIPT), Kharkiv, Ukraine*
- 46 *Institute for Nuclear Research of the National Academy of Sciences (KINR), Kyiv, Ukraine*
- 47 *University of Birmingham, Birmingham, United Kingdom*
- 48 *H.H. Wills Physics Laboratory, University of Bristol, Bristol, United Kingdom*
- 49 *Cavendish Laboratory, University of Cambridge, Cambridge, United Kingdom*
- 50 *Department of Physics, University of Warwick, Coventry, United Kingdom*
- 51 *STFC Rutherford Appleton Laboratory, Didcot, United Kingdom*
- 52 *School of Physics and Astronomy, University of Edinburgh, Edinburgh, United Kingdom*
- 53 *School of Physics and Astronomy, University of Glasgow, Glasgow, United Kingdom*
- 54 *Oliver Lodge Laboratory, University of Liverpool, Liverpool, United Kingdom*
- 55 *Imperial College London, London, United Kingdom*
- 56 *School of Physics and Astronomy, University of Manchester, Manchester, United Kingdom*
- 57 *Department of Physics, University of Oxford, Oxford, United Kingdom*
- 58 *Massachusetts Institute of Technology, Cambridge, MA, United States*
- 59 *University of Cincinnati, Cincinnati, OH, United States*

- ⁶⁰ *University of Maryland, College Park, MD, United States*
⁶¹ *Syracuse University, Syracuse, NY, United States*
⁶² *Pontifícia Universidade Católica do Rio de Janeiro (PUC-Rio), Rio de Janeiro, Brazil, associated to ²*
⁶³ *University of Chinese Academy of Sciences, Beijing, China, associated to ³*
⁶⁴ *School of Physics and Technology, Wuhan University, Wuhan, China, associated to ³*
⁶⁵ *Institute of Particle Physics, Central China Normal University, Wuhan, Hubei, China, associated to ³*
⁶⁶ *Departamento de Física , Universidad Nacional de Colombia, Bogota, Colombia, associated to ⁸*
⁶⁷ *Institut für Physik, Universität Rostock, Rostock, Germany, associated to ¹²*
⁶⁸ *National Research Centre Kurchatov Institute, Moscow, Russia, associated to ³²*
⁶⁹ *National Research Tomsk Polytechnic University, Tomsk, Russia, associated to ³²*
⁷⁰ *Instituto de Física Corpuscular, Centro Mixto Universidad de Valencia - CSIC, Valencia, Spain, associated to ³⁸*
⁷¹ *Van Swinderen Institute, University of Groningen, Groningen, The Netherlands, associated to ⁴³*
⁷² *Los Alamos National Laboratory (LANL), Los Alamos, United States, associated to ⁶¹*

^a *Universidade Federal do Triângulo Mineiro (UFTM), Uberaba-MG, Brazil*

^b *Laboratoire Leprince-Ringuet, Palaiseau, France*

^c *P.N. Lebedev Physical Institute, Russian Academy of Science (LPI RAS), Moscow, Russia*

^d *Università di Bari, Bari, Italy*

^e *Università di Bologna, Bologna, Italy*

^f *Università di Cagliari, Cagliari, Italy*

^g *Università di Ferrara, Ferrara, Italy*

^h *Università di Genova, Genova, Italy*

ⁱ *Università di Milano Bicocca, Milano, Italy*

^j *Università di Roma Tor Vergata, Roma, Italy*

^k *Università di Roma La Sapienza, Roma, Italy*

^l *AGH - University of Science and Technology, Faculty of Computer Science, Electronics and Telecommunications, Kraków, Poland*

^m *LIFAELS, La Salle, Universitat Ramon Llull, Barcelona, Spain*

ⁿ *Hanoi University of Science, Hanoi, Vietnam*

^o *Università di Padova, Padova, Italy*

^p *Università di Pisa, Pisa, Italy*

^q *Università degli Studi di Milano, Milano, Italy*

^r *Università di Urbino, Urbino, Italy*

^s *Università della Basilicata, Potenza, Italy*

^t *Scuola Normale Superiore, Pisa, Italy*

^u *Università di Modena e Reggio Emilia, Modena, Italy*

^v *Iligan Institute of Technology (IIT), Iligan, Philippines*

^w *Novosibirsk State University, Novosibirsk, Russia*

[†] *Deceased*