

# The relationship between sign production and sign comprehension:

Watkins, Freya; Thompson, Robin

DOI:

[10.1016/j.cognition.2017.03.019](https://doi.org/10.1016/j.cognition.2017.03.019)

License:

Creative Commons: Attribution (CC BY)

*Document Version*

Publisher's PDF, also known as Version of record

*Citation for published version (Harvard):*

Watkins, F & Thompson, R 2017, 'The relationship between sign production and sign comprehension: what handedness reveals', *Cognition*, vol. 164, pp. 144-149. <https://doi.org/10.1016/j.cognition.2017.03.019>

[Link to publication on Research at Birmingham portal](#)

## General rights

Unless a licence is specified above, all rights (including copyright and moral rights) in this document are retained by the authors and/or the copyright holders. The express permission of the copyright holder must be obtained for any use of this material other than for purposes permitted by law.

- Users may freely distribute the URL that is used to identify this publication.
- Users may download and/or print one copy of the publication from the University of Birmingham research portal for the purpose of private study or non-commercial research.
- User may use extracts from the document in line with the concept of 'fair dealing' under the Copyright, Designs and Patents Act 1988 (?)
- Users may not further distribute the material nor use it for the purposes of commercial gain.

Where a licence is displayed above, please note the terms and conditions of the licence govern your use of this document.

When citing, please reference the published version.

## Take down policy

While the University of Birmingham exercises care and attention in making items available there are rare occasions when an item has been uploaded in error or has been deemed to be commercially or otherwise sensitive.

If you believe that this is the case for this document, please contact [UBIRA@lists.bham.ac.uk](mailto:UBIRA@lists.bham.ac.uk) providing details and we will remove access to the work immediately and investigate.



## Short Communication

# The relationship between sign production and sign comprehension: What handedness reveals



Freya Watkins, Robin L. Thompson\*

Multimodal Multilingual Language Processing Lab, School of Psychology, University of Birmingham, Edgbaston, Birmingham B15 2TT, UK

## ARTICLE INFO

## Article history:

Received 26 August 2016

Revised 21 March 2017

Accepted 28 March 2017

Available online 17 April 2017

## Keywords:

Sign language

Psycholinguistics

Language production

Language comprehension

Handedness

Sign monitoring

## ABSTRACT

Unlike the phonological loop in spoken language monitoring, sign language users' own production provides mostly proprioceptive feedback and only minimal visual feedback. Here we investigate whether sign production influences sign comprehension by exploiting hand dominance in a picture-sign matching task performed by left-handed signers and right-handed signers. Should all signers perform better to right-handed input, this would suggest that a frequency effect in sign perception drives comprehension. However, if signers perform better to congruent-handed input, this would implicate the production system's role in comprehension. We found evidence for both hypotheses, with variation dependent on sign type. All signers performed faster to right-handers for phonologically simple, one-handed signs. However, left-handed signers preferred congruent-handed input for phonologically complex, two-handed asymmetrical signs. These results are in line with a weak version of the motor theory of speech perception, where the motor system is only engaged when comprehending complex input.

© 2017 The Authors. Published by Elsevier B.V. This is an open access article under the CC BY license (<http://creativecommons.org/licenses/by/4.0/>).

## 1. Introduction

A growing body of evidence points to shared perceptual and motor representations in line with common coding theory (Prinz, 1984; Prinz & Hommel, 2002). Psycholinguistic theory has also begun to reject the dichotomy between perceptual and motor systems, developing more integrated theories of linguistic representations (e.g., Pickering & Garrod, 2013). Speakers make use of their comprehension system to monitor their speech production (Levelt, 1989) with the related motor muscles used during production activated during speech perception (Fadiga, Craighero, Buccino, & Rizzolatti, 2002; Watkins, Strafella, & Paus, 2003). The reverse effect, i.e., the impact of production on comprehension, is also suggested, but less understood. For example, Pickering and Garrod (2007) and Zwaan and Kaschak (2008) argue that interlocutors use covert imitation and forward modelling to make predictions, which are then used in anticipatory monitoring. The current study focuses on the impact of production systems on comprehension, making use of differences between these systems in sign languages (SLs).

While spoken languages (SpLs) are perceived via the auditory system and produced by a motor articulator (the tongue), SLs are perceived by the visual system and produced via multiple indepen-

dent motor articulators (hands & face). Visual input differs from audition with the visual system providing less overlap between comprehension and production systems: visual feedback from one's own sign production is very different from visual input from another person's production, e.g., hand orientation and visual angle. Visual input during sign production is also more limited than during comprehension. Testing this, Emmorey, Bosworth, and Kraljic (2009) used a sign identification task to compare comprehension of "other-produced" and "self-produced" American SL signs. While signers performed well in the other-produced condition (signs showing the front of the hand in a central location, as in comprehension), they performed poorly in the self-produced condition (signs showing the back of the hand in a peripheral location, as in production) where the limited view likely impeded handshape recognition, and the peripheral location prevented detailed visual acuity. Therefore, even if signers use vision to monitor their own signing, input cannot be processed as accurately during production. The authors conclude that signers rely primarily on proprioceptive, or motor feedback, when monitoring language production.

We look at the effect of motor production systems on comprehension in British Sign Language (BSL). During production, signers employ two motor articulators: the two hands. Sign handedness refers to a signer's preferred dominant hand and signers can be either left- or right-hand dominant with no effect on meaning. Differences in handedness for SL production and comprehension sys-

\* Corresponding author.

E-mail address: [R.Thompson@bham.ac.uk](mailto:R.Thompson@bham.ac.uk) (R.L. Thompson).

tems (i.e., whether two interlocutors have congruent or incongruent handedness) have the potential to inform wider integrative approaches about the relationship between motor output and linguistic perception.

Integrated models of speech perception suggest that covert production plays a role in comprehending SpLs. Skipper, van Wassenhove, Nusbaum and Small's (2007) perceptuo-motor model of speech perception posits that for SpLs, multisensory input generates the relevant motor commands in order to make motor-to-sensory predictions which are then compared with the original multisensory input. In the current study we ask whether signers rely on motor feedback based on their production system during comprehension tasks. Because of handedness differences during SL production we can tease apart the relative contribution of both systems for successful comprehension. Specifically, if signers rely on motor feedback from production during comprehension, then we should see differences between right-handed signers (RHS) and left-handed signers (LHS) processing signs produced by RHS or LHS.

### 1.1. The phonological structure of signs and sign types

SLs use both hands at once (see Vermeerbergen, Leeson, & Crasborn, 2007, for overview), and each hand can express different linguistic information concurrently when producing two-handed signs. Hand configurations in two-handed signing can be symmetrical or asymmetrical. Thus there are three basic sign types: One-handed signs (1H), two-handed signs with symmetrical hand configurations (2HS), and two-handed signs with asymmetrical hand configurations (2HA). BSL follows universal constraints on two-handed sign forms (Battison, 1978), which prevent signs from being too complex to produce or comprehend (Sutton-Spence & Woll, 1999).

Based on the 2400 attested signs in the BSL SignBank (Fenlon et al., 2014), 45% of signs are 1H, 31% are 2HS and 24% are 2HA signs. A further estimate from the Australian Sign Language (Auslan) Corpus (Johnston & Schembri, 2006), a highly-related language to BSL, suggests that 64% of signs are 1H (Johnston, personal communication). This higher figure may be attributable to weak drop (Battison, 1974; Deuchar, 1981) where the non-dominant hand is dropped in informal conversations, as found in the Auslan Corpus, but not in formal citation forms in the BSL SignBank. The frequency of different sign types is likely driven by production constraints with frequency (from high to low; 1H > 2HS > 2HA) following a pattern of motoric economy (Lindblom, 1990). Whether or not there are differences in lexical-level processing that are driven by phonological sign type is currently unknown.

In one handshape monitoring task, Grosvald, Lachaud, and Corina (2012) found interactions between sign type and hand configuration markedness, with 1H stimuli recognised faster with marked hand configurations, but 2H stimuli (2HA & 2HS) recognised faster with unmarked hand configurations. These results suggest that perceptual complexity plays an important role in SL processing. Interestingly, there was no main effect of sign type, suggesting no differences in processing different sign types. However, the monitoring task focussing on phonology could have driven these results. The current experiment requires participants to access meaning (in a picture-sign matching task) that allows for effects of sign type on lexical-level processing to emerge.

Importantly, only 1H and 2HA signs reveal signer handedness, whereas handedness is unclear for 2HS signs. Given the higher rates of right-handedness in BSL users (approximately 80% of BSL signers; Papadatou-Pastou & Sáfár, 2016), signs revealing signer handedness may be easier to comprehend when produced by RHS compared to LHS. This would be the case if signers rely only on visual comprehension systems when comprehending other

signers. If, however, production systems are implicated during comprehension (e.g., with covert imitation) then there may be differences in comprehension for left and right-handers. The present study considers how the handedness of signers (both model and participant) relates to the comprehension of sign types that reveal or do not reveal signer handedness. Specifically, we investigate whether frequency of exposure to handedness, or body-type congruency based on a sign perceiver's own production system drives comprehension, and whether comprehension during a picture-sign matching task varies across sign types of varying phonological complexity.

The behaviour of LHS is crucial in determining what drives sign perception. If left-handers comprehend RHS better than LHS, it would suggest that comprehension is primarily driven by the comprehension system: during comprehension all signers are exposed most frequently to RHS. If, however, left-handers comprehend LHS better than RHS, this will provide evidence that a signer's own production system primarily drives perception. A third possibility is that both systems play a role in comprehension. This could mean left-handers are equally good at perceiving RHS and LHS; or it may result in differences across sign type, perhaps as a function of phonological complexity. Lastly, signers might show no differences in comprehending right- or left-handers, which would support signers' anecdotal claims that they do not notice differences during comprehension.

## 2. Material and methods


### 2.1. Participants

Forty-three Deaf<sup>1</sup> fluent BSL signers (21 female, 22 male; average age 33, range 19–59) participated in the experiment. Twenty-six were right-handed and 17 were left-handed. Eighteen participants were exposed to BSL from birth, and 21 acquired BSL non-natively (Mean age sign exposure = 8; range 3–16 years old). All participants had at least 12 years BSL exposure and rated themselves as highly fluent (<6 on a 7-point self-rating scale).

### 2.2. Stimuli

Experimental materials were BSL signs with corresponding black-and-white line drawings. Sign stimuli belonged to one of three categories: 1H (n = 80), 2HS (n = 80), and 2HA (n = 59, see Fig. 1). Fewer 2HA signs were included because they are the rarest sign type overall, making it a challenge to find picturable signs. 2HA were classified as signs in which the two hands differed in at least one phonological feature (handshape, movement, location). Signs where the location was only marginally different (e.g. PARADE and LIFT where one hand is in front, or on top of the other) were categorised as 2HS. Because 2HS signs look almost identical when produced by RHS or LHS, they served as a control condition and we expect there to be no differences in RTs or accuracy between RHS and LHS. Sign stimuli were produced by four sign models (native BSL signers), two left-handed and two right-handed. Timing of the signs produced across the different sign models was controlled so that it did not differ significantly. Four lists were created such that each signer appears 25% of the time, with order of presentation randomised throughout.

<sup>1</sup> By convention, uppercase Deaf indicates individuals who are deaf and also use sign language and are members of the Deaf community, while lowercase deaf represents audiological status.



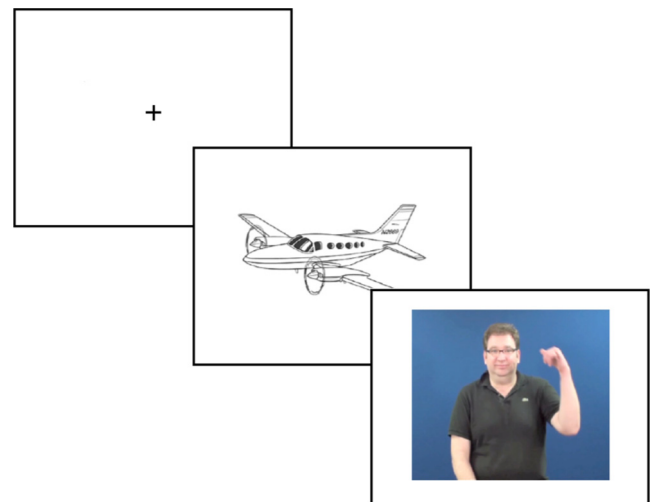
**Fig. 1.** Example stimuli showing a left- and right-handed model. Top: CHOCOLATE (one-handed); middle: GUITAR (two-handed asymmetrical); bottom: DESK (two-handed symmetrical).

### 2.3. Procedure

Participants' task was to decide as quickly and accurately as possible whether a picture followed by a BSL sign referred to the same object (answers 50% yes, 50% no) via keyboard button press with the location of the yes/no response (f/j keys) counterbalanced across participants. Each trial began with a fixation cross (400 ms), followed by the picture (1000 ms), followed by the sign video (RTs were measured from video onset; Fig. 2). Stimuli were presented using E-Prime 2.0 (Psychology Software Tools, 2012). The experiment began with 10 practice items.

### 3. Results

Four participants were excluded: one for low accuracy (<70%) and three due to data collection error. Analyses primarily tested effects of handedness (both participant and sign model hand). In all analyses we employed mixed-effects models with crossed random effects for subjects and items, fit using restricted maximum likelihood estimation, using the lme4 package (Bates & Sarkar, 2009) within R (Version 0.98.1074). We began by examining accuracy of responses, considering 'yes' and 'no' responses. Overall accuracy across all 39 participants was 96.84% (range 91–100%; see Table 1). ModelHandedness was the only significant predictor of accuracy ( $F(1, 0.17) = 2.39, p = 0.017$ ) with all participants more accurate to respond to right-handed sign models.



**Fig. 2.** Trial procedure showing a match trial: "aeroplane" picture followed by AEROPLANE in BSL signed by a left-handed signer.

We next turned to RT analyses considered only "yes" answers. Two items were excluded for low accuracy (<70%) and three for unusually slow response times (50% > 2SD from participants average; 104 total items). Error trials and trials with RTs > 2.5 standard deviations from a participant's average were excluded. Average

**Table 1**

Overall accuracy by sign type: One-handed signs (1H), two-handed signs with symmetrical hand configurations (2HS), and two-handed signs with asymmetrical hand configurations (2HA); Subject Handedness; and Sign Model Handedness.

Accuracy Type	Left-handed model			Right-handed model		
	1 H	2 HS	2HD	1 H	2 HS	2HD
	Left-handed subject	97.24%	95.69%	96.80%	98.32%	97.30%
Right-handed subject	98.40%	96.67%	98.23%	97.85%	97.03%	98.92%

trimmed correct response latencies were 1023 ms (SD = 252). The following predictors were included: ModelHandedness (left/right), SubjectHandedness (left/right), SignType (1-handed[1H]/2-handed-asymmetrical[2HA]/2-handed-symmetrical[2HS]), and Group (native/late-learners). We also included interaction terms beginning with all possible interactions. Initial models also considered handshape markedness (marked/unmarked), but no effects were found ( $p > 0.8$ ) and markedness did not improve the models as a predictor of accuracy or RTs. Further, lexical frequency and age of acquisition (based on norms) did not differ among the sign types and did not improve the models. For the sake of brevity, we present only the F tests from the LMER results here (type III Wald F-tests with Satterthwaite approximation for degrees of freedom; See Table 2).

We found a significant main effect of Group ( $F(1,133) = 2.9$ ,  $p = 0.004$ ) with native signers overall faster to respond than non-native signers. We further found significant main effects for ModelHandedness ( $F(1,3785) = 18.8$ ,  $p = 0.01$ ; participants overall faster to respond to right-handed models) and SignType ( $F(2,360) = -2.77$ ,  $p = 0.006$ ; fastest RTs for 2HS, followed by 1H and slowest for 2HA signs). These were qualified by a SignType and ModelHandedness interaction ( $F(2,3805) = 3.36$ ,  $p = 0.0008$ ) driven by even slower RTs to respond to left-handed models producing 1H signs compared with other sign types (Fig. 3). Analyses further revealed a main interaction between SignType and SubjectHandedness ( $F(2,3746) = 2.9$ ,  $p = 0.004$ ) and a three-way SignType X ModelHandedness X SubjectHandedness interaction ( $F(2,3752) = -2.59$ ,  $p = 0.01$ ). To better understand interactions among the variables we divided the data by SubjectHandedness looking separately at left- and right-handed participants. Data for right-handed participants revealed a main effect of ModelHand ( $F(1,2269) = -5.513$ ,  $p > 0.0001$  with faster overall responses for right-handed sign models and a further main effect of SignType ( $F(2,98) = 2.49$ ,  $p = 0.01$ ) with participants slower to respond to 2HA signs compared to both 1H and 2HS signs. For left-handed participants, there was also a main effect of SignType ( $F(2,220) = -2.64$ ,  $p = 0.009$ ) following the same pattern as right-handed sign participants (from fastest: 2HS > 1H > 2HA). Additionally, for left-handers, there was a main effect of ModelHand ( $F(1,1446) = -2.53$ ,  $p = 0.012$ ) qualified by an interaction between ModelHand and SignType ( $F(2,1468) = 3.52$ ,  $p = 0.0004$ ) such that left-handers were faster to respond to right-handed sign models producing 1H signs, but faster for left-handed signers producing 2HA: there was no difference between left and right-handed sign models producing 2HS signs (Fig. 3).

#### 4. Discussion

Overall, both right- and left-handed native and non-native signers responded faster when they saw a RHS, regardless of sign type. As mentioned in the introduction, SL input most often reveals right-handedness, due to the high prevalence of RHS coupled with the high frequency of signs that reveal handedness (1H & 2HA signs). Comprehension speed in our experiment was influenced by this frequency. Specifically, how often sign perceivers compre-

hend a RHS producing a sign showing a signer's handedness affects processing speed regardless of whether the sign perceiver is right or left-handed. Thus, overall faster RTs in identifying signs produced by a RHS points to the dominant role of the comprehension system in sign comprehension.

However, the comprehension system alone cannot explain the results. Left-handed participants were faster to respond to 2HA signs produced by LHS compared to RHS, while this was not the case for right-handed sign participants who were faster for RHS. This body-type congruency effect suggests a role of the production system in sign comprehension in line with a perceptuo-motor model of speech perception: left-handers respond faster to LHS who share the same motor system during production. The question then is: Why is the production system implicated when processing one type of sign (2HA) but not another type (1H)?

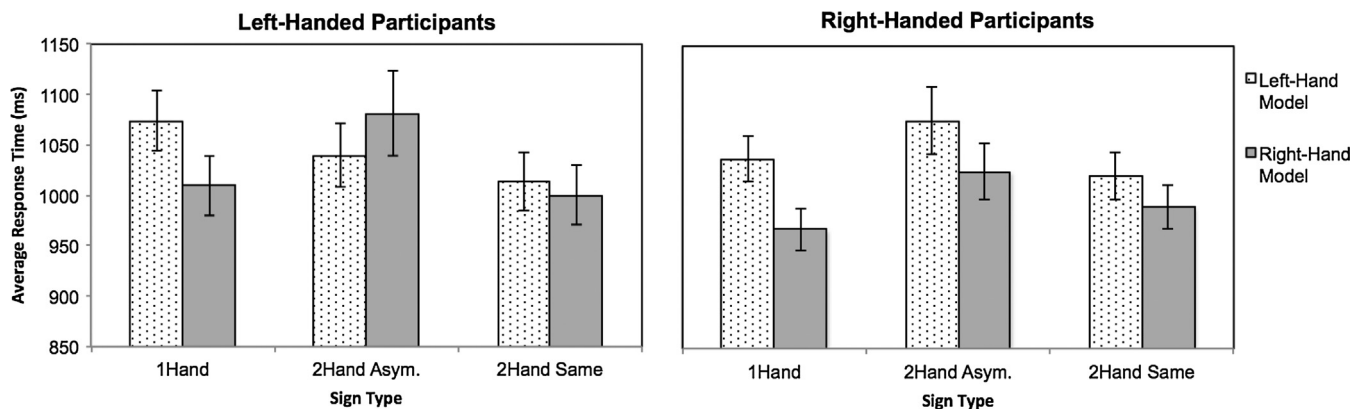
Based on an overview of the literature, Hickok, Houde, and Rong (2011) argue that motor production systems may in fact be engaged only part of the time during comprehension. They argue against a strong version of the motor theory of speech perception, instead concluding that the motor system 'modulates' the perceptual system to some extent. Further, based on the studies they review, this modulation may be activated in the face of more difficult processing input such as noisy speech. Our findings support the implication of production systems under difficult processing conditions by showing a lack of motor system engagement for simpler 1H signs, and evidence for motor activation when processing more phonologically complex input from 2HA signs. Put simply, the more 'easy' and frequent 1H signs do not appear to engage the motor system, whereas the 'complex' and less frequent 2HA signs do.

For SpLs, there are no direct parallels for RHS and LHS, or phonological differences based on the presence or absence of multiple articulators (i.e., 1H, 2HS and 2HA signs). SpLs only make use of one articulator, and consequently words cannot be articulated 'symmetrically' or 'asymmetrically'. Nonetheless, the high frequency of input from signers with a certain physical characteristic such as left-handedness might be compared to comprehending speech with an unfamiliar accent. Research from regional accents in French show evidence of temporary processing costs claimed to be due to an adjustment mechanism that normalises accented speech (Flocchia, Goslin, Girard, & Konopczynski, 2006). It is possible that signers may also unconsciously adjust to left-handed input via a similar mechanism. Interestingly, neuroimaging studies of face-to-face hand movement imitation (e.g., Koski, Iacoboni, Dubeau, Woods, & Mazziotta, 2003) suggest mirror imitation with the ipsilateral hand is preferred, implying activation in the contralateral cortex. This contrasts with the faster RTs seen by left-handed signers to congruent-handed 2HA signs. Signers may therefore behave differently, given handedness preference and/or mental rotation in sign languages.

Finally, lexical frequency and hand configuration (marked or unmarked) did not affect processing in the current experiment, likely because they were relatively balanced among the items. However, there was a consistent effect of sign type such that participants responded fastest to 2HS signs (where 1H input is essen-

**Table 2**  
Summary of fixed effects based on a linear mixed effects model including a 4-way interaction term of ModelHand (left, right), SubjectHand (left, right), SignType (1H, 2HA, 2HS), and Group (Native, Non-Native signers) and random effects for Subject and Item. See [supplementary materials](#) for data.

Summary of the fixed effects in the mixed regression model (N = 3875; log-likelihood = -26298.4)					
Predictor	Estimate	Std. Error	df	t value	Pr (> t )
(Intercept)	1057.4	36.9	58	28.7	<0.0001
Type2 hs	-69.0	24.9	360	-2.8	.006
ModelHandright	-48.5	18.8	3770	-2.6	.009
GroupNonNative	179.0	61.8	133	2.9	.004
	-89.3	54.9	48	-1.6	.111
	99.9	29.8	3789	3.4	.0008
SubjectHandright	89.4	51.7	3777	1.6	.109
Type2 ha:ModelHandright	-50.37	48.54	3865	-1.6	.116
Type2 ha:SubjectHandright	94.5	32.7	3731	2.9	.004
ModelHandright:SubjectHandright	0.48	28.9	3736	.02	.986
GroupNonNative:SubjectHandright	-77.6	70.4	124	-1.1	.272
Type2 ha:ModelHandright:GroupNonNative	36.8	83.8	3801	-2.6	.661
Type2 ha:ModelHandright:SubjectHandright	-118.3	45.8	3737	-2.6	.010
Type2 hs:GroupNonNative:SubjectHandright	-119.0	62.4	3736	-1.9	.056
ModelHandr:GroupNonNat:SubjectHandright	62.6	58.3	3743	1.1	.283
Type2 ha:ModelHandr:GroupNonNat:SubjectHandright	7.8	93.7	3751	.08	.934



**Fig. 3.** Overall response times of left-handed and right-handed participants to left-handed and right-handed models by sign type. Error bars indicate 95% confidence intervals.

tially duplicated), followed by 1H signs, and slowest for 2HA signs. Interestingly, this pattern of results is not the same as has been claimed for sign production with 1H signs being the easiest to produce motorically (but see [Cheek, Cormier, Repp, and Meier \(2001\)](#) for errors in acquisition). While it may be easier to produce a 1H sign, comprehending 2HS signs involves perception of the same phonological input doubled, which likely leads to greater ease during comprehension. Thus the results provide evidence for differences in processing costs between comprehension and production.

## 5. Conclusions

This research provides evidence for sign comprehension being driven both by the comprehension system and by the production system. For asymmetrical sign types, where handedness is apparent, LHS perform in different ways depending on whether signs are 1H or 2H. Differences in phonological complexity of these sign types may influence whether production or comprehension drives sign comprehension, and hence whether body-type congruency effects or frequency effects are seen. These results are in line with a weak version of the motor theory of speech perception whereby the motor system modulates sign comprehension when processing complex or difficult input. However, facilitation effects of covert sign production otherwise give way to frequency effects of input showing a signer's right-handedness.

## Funding

This work was supported by a Birmingham Fellowship award to Robin L. Thompson (University of Birmingham), a grant from the Economic & Social Research Council of Great Britain (RES-620-28-6001) and an Economic & Social Research Council of Great Britain 1+3 studentship award to Freya Watkins (Grant ES/J50001X/1).

## Acknowledgements

The authors would like to thank Robert Skinner, Neil Fox, Robert Adam and Tanya Denmark for assistance with stimuli creation; Neil Fox and Zoë McWhinney for their assistance with testing; and all signers who took part in the experiment.

## Appendix A. Supplementary material

Supplementary data associated with this article can be found, in the online version, at <http://dx.doi.org/10.1016/j.cognition.2017.03.019>.

## References

- Bates, D., & Sarkar, D. (2009). lme4: Linear mixed-effects models using Eigen and R syntax. *Journal of Statistical Software*, 65, 1–68. <http://cran.r-project.org/web/packages/lme4/index.html> Accessed 25.08.16.

- Battison, R. (1974). Phonological deletion in American Sign Language. *Sign Language Studies*, 5(1), 1–19.
- Battison, R. (1978). *Lexical borrowing in American Sign Language*. Silver Spring, MD: Linstok Press.
- Cheek, A., Cormier, K., Repp, A., & Meier, R. P. (2001). Prelinguistic gesture predicts mastery and error in the production of early signs. *Language*, 292–323.
- Deuchar, M. (1981). Variation in British Sign Language. In B. Woll, J. Kyle, & M. Deuchar (Eds.), *Perspectives on British Sign Language and deafness*. London: Croom Helm.
- Emmorey, K., Bosworth, R., & Kraljic, T. (2009). Visual feedback and self-monitoring of sign language. *Journal of Memory and Language*, 61(3), 398–411.
- Fadiga, L., Craighero, L., Buccino, G., & Rizzolatti, G. (2002). Speech listening specifically modulates the excitability of tongue muscles: A TMS study. *European Journal of Neuroscience*, 15(2), 399–402.
- Fenlon, J., Cormier, K., Rentelis, R., Schembri, A., Rowley, K., Adam, R., & Woll, B. (2014). *BSL SignBank: A lexical database of British Sign Language* (1st ed.). London: Deafness, Cognition and Language Research Centre, University College London. <<http://bslsignbank.ucl.ac.uk>>.
- Floccia, C., Goslin, J., Girard, F., & Konopczynski, G. (2006). Does a regional accent perturb speech processing? *Journal of Experimental Psychology: Human Perception and Performance*, 32(5), 1276.
- Grosvald, M., Lachaud, C., & Corina, D. (2012). Handshape monitoring: Evaluation of linguistic and perceptual factors in the processing of American Sign Language. *Language and cognitive processes*, 27(1), 117–141.
- Hickok, G., Houde, J., & Rong, F. (2011). Sensorimotor integration in speech processing: computational basis and neural organization. *Neuron*, 69(3), 407–422.
- Johnston, T., & Schembri, A. (2006). Issues in the creation of a digital archive of a signed language. In L. Barwick & N. Thieberger (Eds.), *Sustainable data from digital fieldwork: Proceedings of the conference held at the University Of Sydney, December 4–6, 2006* (pp. 7–16). Sydney: Sydney University Press.
- Koski, L., Iacoboni, M., Dubeau, M.-C., Woods, R. P., & Mazziotta, J. C. (2003). Modulation of cortical activity during different imitative behaviors. *Journal of Neurophysiology*, 89, 460–471.
- Levelt, W. J. M. (1989). *Speaking: From intention to articulation*. Cambridge, MA: MIT Press.
- Lindblom, B. (1990). Explaining phonetic variation: A sketch of the H&H theory. In *Speech production and speech modelling* (pp. 403–439). Netherlands: Springer.
- Papadatou-Pastou, M., & Sáfár, A. (2016). Handedness prevalence in the deaf: Meta-analyses. *Neuroscience & Biobehavioral Reviews*, 60, 98–114.
- Pickering, M. J., & Garrod, S. (2007). Do people use language production to make predictions during comprehension? *Trends in Cognitive Sciences*, 11(3), 105–110.
- Pickering, M. J., & Garrod, S. (2013). An integrated theory of language production and comprehension. *Behavioral and Brain Sciences*, 36(04), 329–347.
- Prinz, W., & Hommel, B. (Eds.). (2002). *Attention and performance XIX: Common mechanisms in perception and action*. Oxford, England: Oxford University Press.
- Prinz, W. (1984). Modes of linkage between perception and action. In W. Prinz & A.-F. Sanders (Eds.), *Cognition and motor processes* (pp. 185–193). Berlin: Springer.
- Psychology Software Tools, Inc. E-Prime 2.0. (2012). <<http://www.pstnet.com>> Accessed 25.08.16.
- Skipper, J. I., van Wassenhove, V., Nusbaum, H. C., & Small, S. L. (2007). Hearing lips and seeing voices: How cortical areas supporting speech production mediate audiovisual speech perception. *Cerebral Cortex*, 17(10), 2387–2399.
- Sutton-Spence, R., & Woll, B. (1999). *The linguistics of British Sign Language: An introduction*. Cambridge University Press.
- Vermeerbergen, M., Leeson, L., & Crasborn, O. A. (2007). *Simultaneity in signed languages: Form and function* (Vol. 291). John Benjamins Publishing.
- Watkins, K. E., Strafella, A. P., & Paus, T. (2003). Seeing and hearing speech excites the motor system involved in speech production. *Neuropsychologia*, 41(8), 989–994.
- Zwaan, R. A., & Kaschak, M. P. (2008). Language in the brain, body, and world. *The Cambridge Handbook of Situated Cognition*, 368.