

Chloride ingress in concrete:

Elgalhud, Abdurrahman; Dhir, Ravindra; Ghataora, Gurmel

DOI:

[10.1680/jmacr.17.00177](https://doi.org/10.1680/jmacr.17.00177)

License:

Other (please specify with Rights Statement)

Document Version

Publisher's PDF, also known as Version of record

Citation for published version (Harvard):

Elgalhud, A, Dhir, R & Ghataora, G 2017, 'Chloride ingress in concrete: limestone addition effects', *Magazine of Concrete Research*. <https://doi.org/10.1680/jmacr.17.00177>

[Link to publication on Research at Birmingham portal](#)

Publisher Rights Statement:

Copyright © ICE Publishing, all rights reserved.

Published article can be found at [10.1680/jmacr.17.00177](https://doi.org/10.1680/jmacr.17.00177) and <http://www.icevirtuallibrary.com/doi/abs/10.1680/jmacr.17.00177>

General rights

Unless a licence is specified above, all rights (including copyright and moral rights) in this document are retained by the authors and/or the copyright holders. The express permission of the copyright holder must be obtained for any use of this material other than for purposes permitted by law.

- Users may freely distribute the URL that is used to identify this publication.
- Users may download and/or print one copy of the publication from the University of Birmingham research portal for the purpose of private study or non-commercial research.
- User may use extracts from the document in line with the concept of 'fair dealing' under the Copyright, Designs and Patents Act 1988 (?)
- Users may not further distribute the material nor use it for the purposes of commercial gain.

Where a licence is displayed above, please note the terms and conditions of the licence govern your use of this document.

When citing, please reference the published version.

Take down policy

While the University of Birmingham exercises care and attention in making items available there are rare occasions when an item has been uploaded in error or has been deemed to be commercially or otherwise sensitive.

If you believe that this is the case for this document, please contact UBIRA@lists.bham.ac.uk providing details and we will remove access to the work immediately and investigate.

Chloride ingress in concrete: limestone addition effects

Elgalhud, Dhir and Ghataora

Abdurrahman A. Elgalhud

Doctoral researcher, School of Civil Engineering, University of Birmingham, Birmingham, UK; assistant lecturer, University of Tripoli, Tripoli, Libya

Ravindra K. Dhir

Professor, School of Civil Engineering, University of Birmingham, Birmingham, UK (corresponding author: r.k.dhir@bham.ac.uk)

Gurmel Ghataora

Senior lecturer, School of Civil Engineering, University of Birmingham, Birmingham, UK

Chloride ingress in concrete: limestone addition effects

This paper presents analysis and evaluation of experimental results of chloride ingress and chloride-induced corrosion resistance of concrete made with Portland limestone cement (PLC). The results were mined from 169 globally published studies from 32 countries since 1989, yielding a matrix of 20 500 data points. This review showed that chloride ingress in concrete increases with increasing limestone (LS) content, within the range permitted in BS EN 197-1:2011. However, this effect is less for PLC concrete mixes designed for strength equal to corresponding Portland cement (PC) concrete mixes than those designed on an equal water/cement (w/c) basis. The results also showed that Eurocode 2 specifications for chloride exposure, in terms of characteristic cube strength of concrete or w/c ratio, may need to be reviewed for the use of LS with PC. This study also investigated other influencing factors such as cement content, LS fineness, the method of producing PLC, aggregate volume content and particle size, combined chloride and sulfate environment, curing and exposure temperature. A comparison was made for the performance of PLC concrete in terms of pore structure and related properties, strength, carbonation and chloride ingress. Procedures to improve the resistance of PLC to chloride ingress in concrete are proposed.

Introduction

The use of limestone (LS) as a building material dates back to ancient times, when calcined LS or gypsum was used to make mortar (Mayfield, 1990). LS has been used as a main raw material in the production of Portland cement (PC) clinker since 1824 and, over the last few decades, has also been used in ground form as a filler aggregate as well as an addition to PC to obtain cement combinations and Portland limestone cements (PLCs) and Portland composite cements as per BS EN 197-1:2000 (BSI, 2000).

The earliest attempt at the use of LS addition with PC was in 1965 in Germany. In 1979, French cement standards permitted its use as an addition. This was followed by its recognition in various other standards, such as the Canadian standard in 1983 (at 5% addition), the British standard in 1992 (up to 20% addition) and European standard EN 197-1 in 2000 as PLCs CEM II/A-L and CEM II/B-L with LS contents of 6–20% and 21–35%, respectively, as well as potential for its use in combination with other cementitious materials. The highest permissible LS addition tends to vary according to national and international standards, ranging from 10% to 35% (Table 1).

The use of PLC has been increasing steadily worldwide, with sustainable construction focus enforcing reductions in energy consumption and carbon dioxide emissions associated with PC manufacture. It is generally accepted that 15% PC replacement by LS can reduce the carbon dioxide footprint of concrete by approximately 12% (Schmidt *et al.*, 2010). In addition, about 1.4 t of primary raw materials are required to produce 1 t of

PC, while the production of PLC requires nearly 10% less primary raw resources (TCC, 2010). Moreover, among all the cement addition materials (e.g. ground granulated blast-furnace slag (GGBS), fly ash (FA), silica fume (SF) and metakaolin (MK)), LS is the most widely available natural material as calcium carbonate (Thenepalli *et al.*, 2015), and it is also typically available in large amounts near PC manufacturing plants.

Consequently, a thorough understanding of the behaviour of LS used in combination with PC for concrete production is important, not only in terms of the general performance of PLC as per BS EN 197-1:2011 (BSI, 2011), but also in terms of the durability of concrete made with PLC. Resistance to chloride ingress is crucial for the durability of reinforced concrete subjected to marine environments or de-icing salts. If chloride penetrates concrete, it can cause severe corrosion of the reinforcement. This threatens safety, reduces performance and distorts the appearance of the concrete. Although PLC has been commonly studied with respect to the durability of concrete, the information available is disjointed and often unhelpful in further understanding and developing the usage of PLC in concrete construction.

A series of studies was undertaken by the authors to examine the effect of LS use in combination with PC on the durability of concrete. The first study in this series addressed the effect of PLC on properties related to pore structure (Elgalhud *et al.*, 2016) and the second dealt with carbonation resistance (Elgalhud *et al.*, 2017). This study deals with chloride ingress and chloride-induced corrosion in concrete made with PLC.

Table 1. LS contents permitted in PLC in some national and international standards

| Country | LS content: % | Standard/source |
|--|---|--|
| Standards adopting maximum LS addition level of 35% | | |
| UK and Europe | CEM II/A: 6 to 20 CEM II/B: 21 to 35 | BS EN 197-1:2011 (BSI, 2011), EN 197-1:2011 (CEN, 2011) |
| South Africa | CEM II/A: 6 to 20 CEM II/B: 21 to 35 | SANS 50197-1:2013 (SABS, 2013) (based on EN 197-1:2011 (CEN, 2011)) |
| Singapore | CEM II/A: 6 to 20 CEM II/B: 21 to 35 | SS EN 197-1:2014 (SSC, 2014) |
| Mexico | 6 to 35 | NMX-C-414-ONNCCCE-2014 (MS, 2014) |
| Standards adopting maximum LS addition level below 35% | | |
| USA | >5 to 15 | ASTM C 595-M-2016 (ASTM, 2016) |
| Canada | >5 to 15 | Aashto M240-2016 (Aashto, 2016) |
| Australia | >5 to 15 | CSA A3001-2013 (CSA, 2013) |
| New Zealand | 8 to 20 | AS 3972-2010 (SA, 2010) |
| China | Up to 15 | SNZ 3125:1991 (SNZ, 1991) (amended in 1996) |
| Iran | Up to 15 | Hooton (2015) |
| Former USSR | 6 to 20 | Ramezaniapour <i>et al.</i> (2009) |
| Argentina | Up to 10 | Tennis <i>et al.</i> (2011) |
| Brazil | ≤20 | Tennis <i>et al.</i> (2011) |
| Costa Rica | 6 to 10 | Tennis <i>et al.</i> (2011) |
| Peru | ≤10 | Tennis <i>et al.</i> (2011) |
| | ≤15 | Tennis <i>et al.</i> (2011) |

Aim and objectives

The aim of this study was to analyse, evaluate and synthesise, in a systematic manner, globally published experimental data on chloride ingress and chloride-induced corrosion in concrete made with PC and LS. For practical reasons, comparisons with PC concrete were used to assess the potential effects of LS addition on concrete performance.

Methodology

Extensive sourcing of published experimental results on the subject was undertaken using different databases and citation indices in order to ascertain the extent and quality of research that has been undertaken and to obtain the available published material. The total number of sourced publications, in the English medium, was 169, originating from 32 countries worldwide between 1989 and 2016 (Figure 1), with the most significant contributions coming, in descending order, from Italy, the USA, Canada, UK, China and France (Figure 2).

The sourced publications were categorised as shown in Figure 3, and explained in more detail as follows.

- Narrative reviews summarise different studies, from which conclusions may be drawn in general terms, contributed by the reviewers' own experience, and where the outcomes are very much qualitative rather than quantitative. Ten of the sourced publications were narrative reviews (ACI, 2015; Benn *et al.*, 2012; CSWP, 2011; Hawkins *et al.*, 2003; Hooton *et al.*, 2007; Hooton, 2010; Kaur *et al.*, 2012; Detwiler and Tennis, 1996; Müller, 2012; Van Dam *et al.*, 2010).
- Experimental results deal with laboratory testing work undertaken using standard specimens (cubes, cylinders or

prisms) under controlled conditions (e.g. specified temperature and duration).

- In situ measurements comprise studies undertaken on concrete structures (new or old), where the concrete has been subjected to site conditions and usually the tested specimens are in the form of extracted cores. Only one study dealt with in situ measurements (Hossack *et al.*, 2014).
- Modelling studies involve theoretical work to simulate experimental conditions. Modelling work relating to chloride ingress in PLC was undertaken in nine studies (Aguayo *et al.*, 2014; Attari *et al.*, 2012, 2016; Climent *et al.*, 2002; Demis and Papadakis, 2011, 2012; Demis *et al.*, 2014; Faustino *et al.*, 2014; McNally and Sheils, 2012). However, such work is outside the scope of the present study.

The experimental works were further divided into Portland composite cement mixes and PLC.

- Portland composite cement mixes consisted of ternary or quaternary blends of PC, LS and other supplementary cementitious materials, such as GGBS, FA, SF and MK. In total, 31 studies using composite cement mixtures were sourced (Abd-El-Aziz and Heikal, 2009; Alonso *et al.*, 2012; Attari *et al.*, 2012; Badogiannis *et al.*, 2015; Bentz *et al.*, 2013; Bjegovic *et al.*, 2012; Chaussadent *et al.*, 1997; Dave *et al.*, 2016; Dogan and Ozkul, 2015; Ekelu and Murugan, 2012; Güneysisi *et al.*, 2005, 2006, 2007; Holt *et al.*, 2009, 2010; Hu and Li, 2014; Kathirvel *et al.*, 2013; Katsioti *et al.*, 2008; Lang, 2005; Li *et al.*, 2013, 2014; Lotfy and Al-Fayez, 2015; Mohammadi and South, 2016;

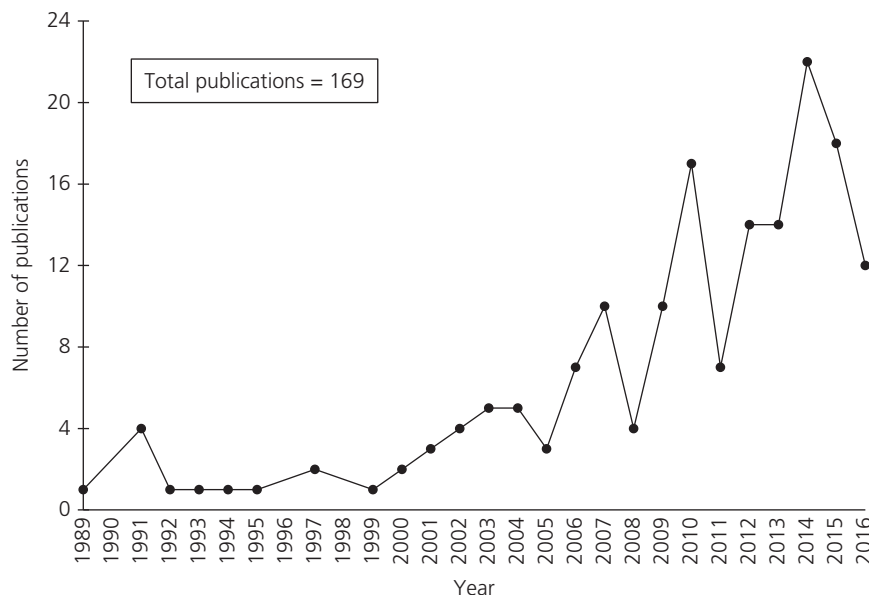


Figure 1. Annual distribution of collected publications

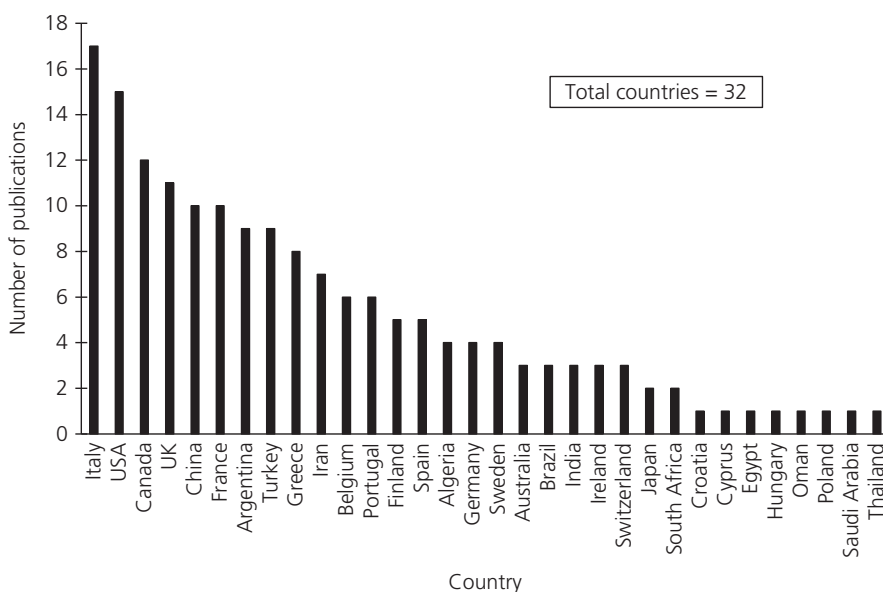


Figure 2. Country distribution for first author of the collected publications

Pipilikaki and Katsioti, 2009; Shao-li *et al.*, 2015; Siad *et al.*, 2015; Sideris and Anagnostopoulos, 2013; Tanesi *et al.*, 2013; Thomas *et al.*, 2012; Villagrán Zaccardi *et al.*, 2010, 2013). However, the results of these works could not be used in this study because the sole effect of LS could not be clearly identified.

- The publications that studied the behaviour of PLC in chloride-bearing exposure were divided into chloride ingress measurements and chloride-induced corrosion

(Figure 3). Some of the studies did not provide results for corresponding PC mixtures (Ahmad *et al.*, 2014; Assie *et al.*, 2006; Audenaert and De Schutter, 2009; Audenaert *et al.*, 2007, 2010; Beigi *et al.*, 2013; Bertolini and Gastaldi, 2011; Bertolini *et al.*, 2002, 2004a; Bolzoni *et al.*, 2006, 2014; Brenna *et al.*, 2013; Carsana *et al.*, 2016; Chiker *et al.*, 2016; Climent *et al.*, 2006; Corinaldesi and Moriconi, 2004; Figueiras *et al.*, 2009; Franzoni *et al.*, 2013; Frazão *et al.*, 2015; Kenai *et al.*, 2008; Matos *et al.*,

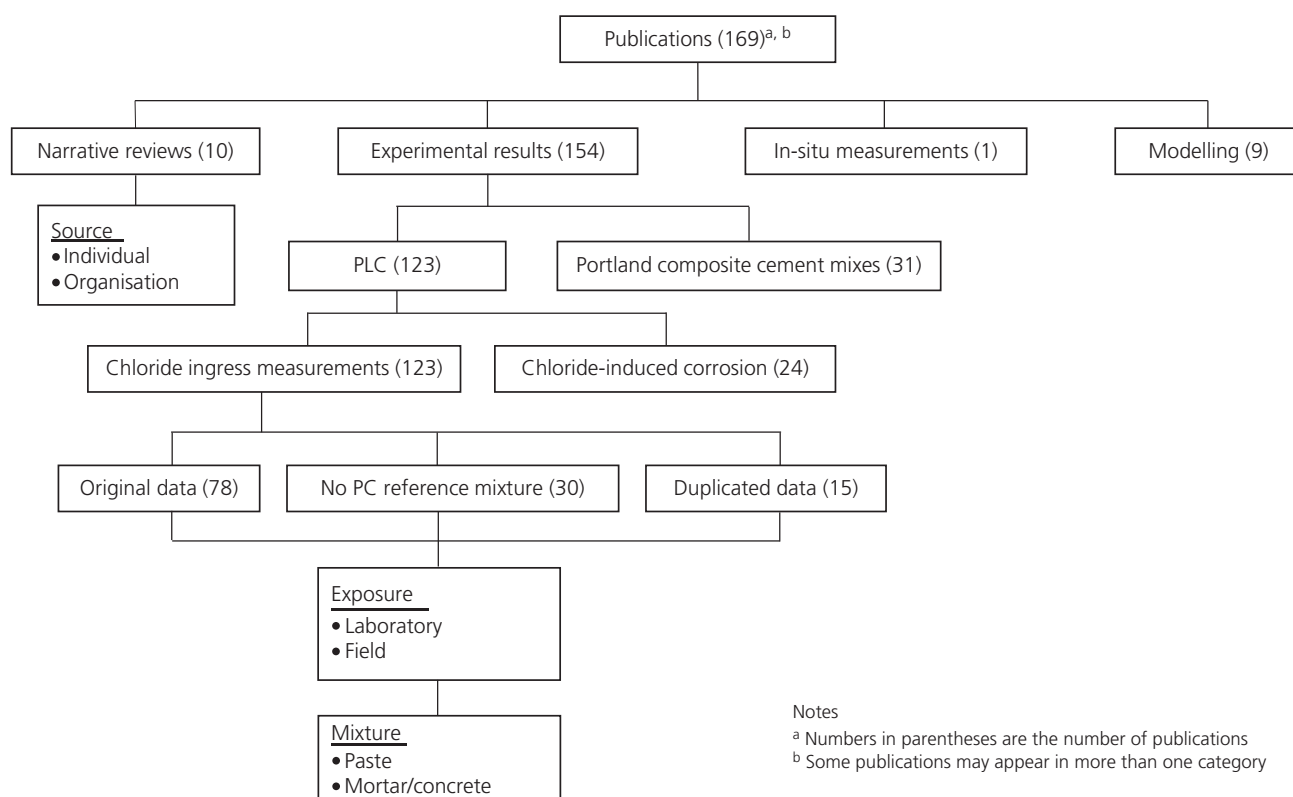


Figure 3. Distribution of publication data from the literature search

2016; Meira *et al.*, 2014; Ramezani pour and Afzali, 2015; Romano *et al.*, 2013; Sánchez *et al.*, 2008; Sfikas *et al.*, 2013; Sistonen *et al.*, 2008; Tittarelli and Moriconi, 2011; Yüksel *et al.*, 2016; Zhang *et al.*, 2016). Some publications contained duplicated data. Additionally, some analyses were undertaken considering the type of exposure (laboratory or field as marine environment) and finally the type of cementitious mixture (paste and mortar/concrete).

It is important to note that wherever the term water/cement (w/c) ratio is used in this paper, 'cement' refers to the combination (binder) of PC clinker and LS addition.

Overview of the literature

Although limited in number and lacking in detailed analysis of the data, the narrative reviews from both organisations and individual researchers (Table 2) suggest that there is some agreement among the studies in that chloride ingress in concrete is not significantly affected with the addition of LS up to 15–20% (i.e. the use of PLC such as a CEM II/A cement of BS EN 197-1:2011 (BSI, 2011)). However, some reviews suggest that there are differences in opinion due to differences in the concrete mixes tested and the test methods used to determine the rate of chloride ingress.

A review of the experimental data in the literature, consisting of 123 studies summarised in Table 3, revealed that most results (57%) showed that the use of LS with PC leads to a higher rate of chloride ingress. A variety of reasons have been suggested for this increase in chloride ingress in PLC concrete. In contrast, 17% of the results suggest that chloride ingress in PLC concrete can be lower than that in corresponding PC concrete, with 2% of the results indicating no change and 9% showing a variable trend; there were no corresponding PC concrete mixes tested in 15% of the data and therefore the PLC data could not be compared with corresponding PC concrete mixes.

Analysis of published data

Test methods and procedures employed

The test conditions employed to measure the effect of LS on chloride ingress in concrete in the published studies are summarised in Table 4. The main points to be noted are as follows.

- Chloride exposure. The vast majority of the studies measured chloride ingress using a non-natural exposure, with specimens tested in a laboratory using different accelerated methods.
- Material. The majority of the investigations adopted the use of mortar and concrete as test specimens.
- Specimen. The choice of test specimens in the form of cylinders, prisms or cubes appeared to be influenced by the

Table 2. Summary of the findings of narrative reviews regarding the performance of the PLC under chloride ingress

| Published work | Number of cited references | Main observation |
|---|----------------------------|---|
| Organisations | | |
| ACI Committee 211, USA (ACI, 2015) | 2 | Rapid chloride permeability of PLC with 10–15% LS is equivalent to PC, while other studies showed that PLC with 20% LS reduced the chloride ion diffusion coefficient by about 20% compared with PC |
| Concrete Society, UK (CSWP, 2011) | 3 | LS will not produce any significant improvement in resistance to chloride diffusion and may even reduce it slightly |
| Hawkins <i>et al.</i> (2003), Portland Cement Association, USA | 7 | Mixed results of PLC when compared with PC |
| Hooton <i>et al.</i> (2007), Cement Association of Canada, Canada | 9 | PLC (with LS up to 20%) and PC have similar durability to chloride ingress |
| Detwiler and Tennis (1996), Portland Cement Association, Canada | 2 | PLC containing 15% LS and PC have equivalent performance with respect to chloride permeability and chloride diffusion |
| Individual studies | | |
| Benn <i>et al.</i> (2012) | 7 | There appear to be differences of opinion in the published data that are related to differences in the concrete mixes tested and the test methods used to determine the rate of chloride ingress |
| Hooton (2010) | 1 | PLC (with LS up to 20%) and PC have similar durability to chloride ingress |
| Kaur <i>et al.</i> (2012) | 1 | Differences in diffusivity coefficient of concrete up to 15% LS, compared with PC concrete, were relatively minor and increased slightly with w/c ratio |
| Müller (2012) | 3 | PLC has a comparable performance to PC under chloride ingress |
| Van Dam <i>et al.</i> (2010) | 1 | PLC (with 10% LS) and PC show similar rapid chloride permeability |

Table 3. Suggested causes of the behaviour of PLC concrete under chloride ingress

| Observation of chloride ingress in PLC mixes ^a | Main suggested causes | Number of tested mixes | | |
|---|---|------------------------|-------|-------|
| | | Laboratory | Field | Total |
| Higher (156) (laboratory, 154; field, 2) | Cement | | | |
| | Reduction of PC | 14 | 0 | 14 |
| | Reduced production of calcium silicate hydrate | 2 | 0 | 2 |
| | Compounds of C3A in PLC concrete have a lower binding capacity | 5 | 1 | 6 |
| | Higher level of OH ⁻ ions presents in the pore fluid of the concrete made with LS | 8 | 0 | 8 |
| | Design | | | |
| | Higher w/c ratio | 18 | 0 | 18 |
| | Hardened properties | | | |
| | Higher porosity/coarser pore structure | 42 | 1 | 43 |
| | Higher permeability | 15 | 0 | 15 |
| | Not given | 50 | 0 | 50 |
| Lower (49) (laboratory, 48; field, 1) | Cement | | | |
| | Higher specific area of LS | 1 | 0 | 1 |
| | Design | | | |
| | Lower w/c ratio | 1 | 0 | 1 |
| | Sufficient curing | 1 | 0 | 1 |
| | Higher strength | 6 | 0 | 6 |
| | Hardened properties | | | |
| | Lower porosity | 6 | 0 | 6 |
| | Not given | 33 | 1 | 34 |
| No change (5) (laboratory, 5) | Equal strength | 1 | 0 | 1 |
| | Not given | 4 | 0 | 4 |
| Variable (26) (laboratory, 23; field, 3) | Cement | | | |
| | Decreases with improved particle size distribution until optimum level (10–15% LS) and then increases due to dilution of PC | 11 | 2 | 13 |
| | Not given | 12 | 1 | 13 |
| No reference mixture (44) (laboratory, 44) | Not applicable | 44 | 0 | 44 |

^aHigher/lower/no change/variable chloride ingress in PLC mixture with respect to corresponding reference PC mixture

Table 4. Test parameters of PLC chloride ingress measurements in the published literature

| Parameter | Variable | Number ^a | Parameter | Variable | Number ^a | | | | | | | | |
|--------------------------|------------------------------|-------------------------------|----------------------------------|----------------------------------|---------------------|--------------------------|-----|-----|--------------------------|------------------|---|-----------|-----|
| 1. Chloride exposure | Laboratory | 275 | 2. Material | Cement paste | 3 | | | | | | | | |
| | Field | 5 | | Mortar/concrete | 277 | | | | | | | | |
| 3.1 Specimen type | Cylinder/disc | 161 | 3.2 Specimen preparation | Sealed | 68 | | | | | | | | |
| | Prism | 46 | | Unsealed | 14 | | | | | | | | |
| | Cube | 49 | | Unspecified | 198 | | | | | | | | |
| | Column/slab | 4 | | | | | | | | | | | |
| | Not given | 20 | | | | | | | | | | | |
| 4. Test method | Electrical indication (RCPT) | 120 | 5. Standard/reference | ASTM C 1202 (ASTM, 2012b) | 100 | | | | | | | | |
| | | | | ASSHTO T277 (ASSHTO, 2015) | 14 | | | | | | | | |
| | | | | Not given | 6 | | | | | | | | |
| | Steady-state migration | 25 | | Dhir <i>et al.</i> (1990) | 4 | | | | | | | | |
| | | | | Page <i>et al.</i> (1981) | 2 | | | | | | | | |
| | | | | Truc <i>et al.</i> (2000) | 3 | | | | | | | | |
| | | | | Not given | 16 | | | | | | | | |
| | Non-steady-state migration | 106 | | NT Build 492 (Nordtest, 1999) | 49 | | | | | | | | |
| | | | | Luping and Nilsson (1993) | 1 | | | | | | | | |
| | | | | Nanukuttan <i>et al.</i> (2006) | 3 | | | | | | | | |
| | | SIA 262/1; SS, 2003 | 4 | | | | | | | | | | |
| | | Gehlen and Ludwig (1999) | 2 | | | | | | | | | | |
| | | BAW, 2004 | 6 | | | | | | | | | | |
| Chloride profile | 25 | Not given | 41 | | | | | | | | | | |
| | | UNI 7928 (UNI, 1978) | 8 | | | | | | | | | | |
| | | ASTM C 1218 (ASTM, 2015) | 2 | | | | | | | | | | |
| | | ASTM C 1152 (ASTM, 2012a) | 3 | | | | | | | | | | |
| Chloride conductivity | 4 | ASTM C 1152 (ASTM, 2012a) | 3 | | | | | | | | | | |
| | 2 | Aashto T260 (Aashto, 2009) | 2 | | | | | | | | | | |
| | 1 | NT Build 443 (Nordtest, 1995) | 6 | | | | | | | | | | |
| 6. Curing | Non-steady-state immersion | 1 | 7. Pre-conditioning | Ait-Mokhtar <i>et al.</i> (2004) | 1 | | | | | | | | |
| | | | | | | Chronoamperometry | | | | | | | |
| 6.1 Exposure | Moist | 210 | 7.1 Preparation | Omitted | 27 | | | | | | | | |
| | | | | Air | 5 | | | | | | | | |
| | | | | Applied | 201 | | | | | | | | |
| 6.2 Duration: d | Not given | 65 | 7.2 Duration: d ^b | Not given | 52 | | | | | | | | |
| | | | | 1–14 | 32 | | | | | | | | |
| | | | | 15–28 | 112 | | | | | | | | |
| | | | | 56–91 | 66 | | | | | | | | |
| | | | | >91 | 22 | | | | | | | | |
| | | | | Not given | 48 | | | | | | | | |
| 6.3 Temperature: °C | 20–30 | 218 | 7.3 Temperature: °C ^b | 20–30 | 138 | | | | | | | | |
| | | | | >30 | 4 | | | | | | | | |
| | | | | 35–50 | 8 | | | | | | | | |
| 6.4 Humidity: % | Not given | 58 | 7.4 Humidity: % ^b | Not given | 55 | | | | | | | | |
| | | | | 80–100 | 215 | | | | | | | | |
| | | | | 40–80 | 5 | | | | | | | | |
| | | | | Not given | 60 | | | | | | | | |
| 8. Laboratory conditions | Not given | 60 | 9. Field conditions | | | | | | | | | | |
| | | | | | | 8.1 Chloride solution: % | <3 | 11 | 9.1 Exposure | Submerged in sea | 1 | | |
| | | | | | | | | | | | | 3–5 | 152 |
| | | | | | | | | | | | | 10–15 | 60 |
| | | | | | | | | | | | | >15 | 8 |
| | | | | | | | | | | | | Not given | 44 |
| | | | | | | 8.2 Duration: d | ≤1 | 150 | 9.2 Chloride solution: % | 3–4 | 1 | | |
| | | | | | | | | | | | | 2–30 | 16 |
| | | | | | | | | | | | | 31–90 | 11 |
| | | | | | | | | | | | | 91–180 | 10 |
| >180 | 33 | | | | | | | | | | | | |
| 8.3 Temperature: °C | Not given | 55 | 9.3 Duration: years | 2 | 4 | | | | | | | | |
| | | | | | | <20 | 2 | | | | | | |
| | | | | | | 20–30 | 194 | | | | | | |
| | | | | | | >30 | 1 | | | | | | |
| 8.4 Temperature: °C | 2–20 | 1 | 9.4 Temperature: °C | 2–20 | 1 | | | | | | | | |
| | | | | Not given | 5 | | | | | | | | |
| | | | | >95 | 4 | | | | | | | | |
| 8.5 Humidity: % | Not given | 78 | 9.5 Humidity: % | Not given | 2 | | | | | | | | |
| | | | | | | | | | | | | | |

^aNumber is the sum of tested mixes^bData compiled from studies where pre-conditioning is applied

relevant specifications of the standard adopted in each specific study. The largest number of tests was carried out on cylinder/disc specimens.

- Test method. While various test methods have been used to measure chloride ingress, the two most commonly used methods were electrical indication based as on ASTM C1202 (ASTM, 2012b)/Aashto T277 (Aashto, 2015) (commonly referred to as the rapid chloride permeability test (RCPT) method) and non-steady-state migration, NT Build 492 test method (Nordtest, 1999).
- Curing. With few exceptions, and with the impact of the local standard specifications, most specimens were moist-cured at a relative humidity of 80–100% and temperature of 20–30°C for up to 28 d.
- Pre-conditioning. Although this information was generally lacking, in the studies that did provide this information the commonly adopted treatment was carried out at a temperature of 20–30°C and relative humidity of 45–85% for 1–7 d duration.
- Laboratory and field exposure conditions. The most commonly used laboratory exposure consisted of a chloride solution concentration of up to 5% for a duration of ≤ 30 d and temperature of 20–30°C, while field exposure (e.g. submerged in the sea or tidal exposure site) was generally for up to 3 years.

LS effect

Given that a large number of test parameters were involved in the test results (Table 4), the effect of LS inclusion on chloride ingress can best be analysed and evaluated in relation to the corresponding PC used as reference in the study. The reported results are plotted collectively in Figure 4. To visualise the data distribution and identify outliers, box and whisker plots are used. In developing Figure 4, the data points were dispersed slightly to prevent overlapping in order to provide a better view of the results. However, some of the data were not considered further. The excluded data were those

- with outliers at each LS replacement level using box and whisker plots
- where the corresponding value for reference PC concrete was not available to calculate the relative chloride ingress results required for the plot
- with excessively high relative values (greater than 200%) resulting from low chloride ingress measurements that were considered to be unrealistic
- where chloride ingress data were reported for paste specimens.

In addition, the same data reported in more than one publication were considered once only.

The best-fit relationship, showing the effect of LS on chloride ingress in concrete, using the mean values, is shown as a

solid line up to 50% LS content having a coefficient of correlation $R^2 = 0.84$, with another best-fit curve plotted as a broken line covering the results up to 35% LS content (the maximum limit permitted in BS EN 197-1:2011 (BSI, 2011) for structural concrete), having a coefficient of correlation $R^2 = 0.72$. Although the latter curve has a lower coefficient of correlation, it is considered to present a more realistic performance of PLC up to the upper limit permitted for structural concrete.

For convenience of reference, the range of BS EN 197-1:2011 (BSI, 2011) common cements with LS addition is also shown in Figure 4. It can be seen that, at 35% LS addition, chloride ingress in PLC concrete could be about 60% higher than that in the corresponding PC concrete, with performance comparable to that of PC at 5% LS content.

The results plotted in Figure 4 were separated in terms of strength and w/c ratio, and these are shown in Figures 5(a) and 5(b). The effect of LS addition for the mixes of equal strength (Figure 5(a)) shows that, although the results available are limited (compared with the equal w/c ratio results in Figure 5(b)), 10% LS addition may be used without adversely affecting the chloride ingress resistance of concrete; thereafter it starts to increase gently with further increases in LS content. An increase of 12% was found for 35% LS content. The mixes with equal w/c ratio (Figure 5(b)) show a similar trend (two trend lines are shown – the solid line for results up to 50% LS content and the broken line for results up to 35% LS content) to that for the overall results plotted in Figure 4, suggesting that, at 35% LS content, chloride ingress can be expected to increase by about 65%.

Curing effects

The influence of moist curing duration has been studied with LS contents of 0–35%, for durations of 1–360 d. The results are shown in Figures 6(a) and 6(b) for mixes with equal strength and equal w/c ratio. Recognising that the coefficients of correlation are generally low, the trend lines observed can only be considered qualitative. However, the following points of practical relevance can be noted.

- On an equal strength basis, the results are limited but show that PLC concrete with up to 15% LS (CEM II/A cement) can be expected to develop resistance to chloride ingress similar to a corresponding PC concrete.
- On an equal w/c ratio basis, the results show that the resistance to chloride ingress of PLC concrete in comparison to PC concrete can be expected to improve with moist curing duration, particularly with initial moist curing. While higher chloride ingress values were obtained, the difference between the two concretes decreases with time.

In addition, studies on the effect of curing on chloride ingress in PLC concrete (w/c ratio of 0.5, cement content of 350 kg/m³, LS contents of 0%, 9% and 18%, 28 d of moist

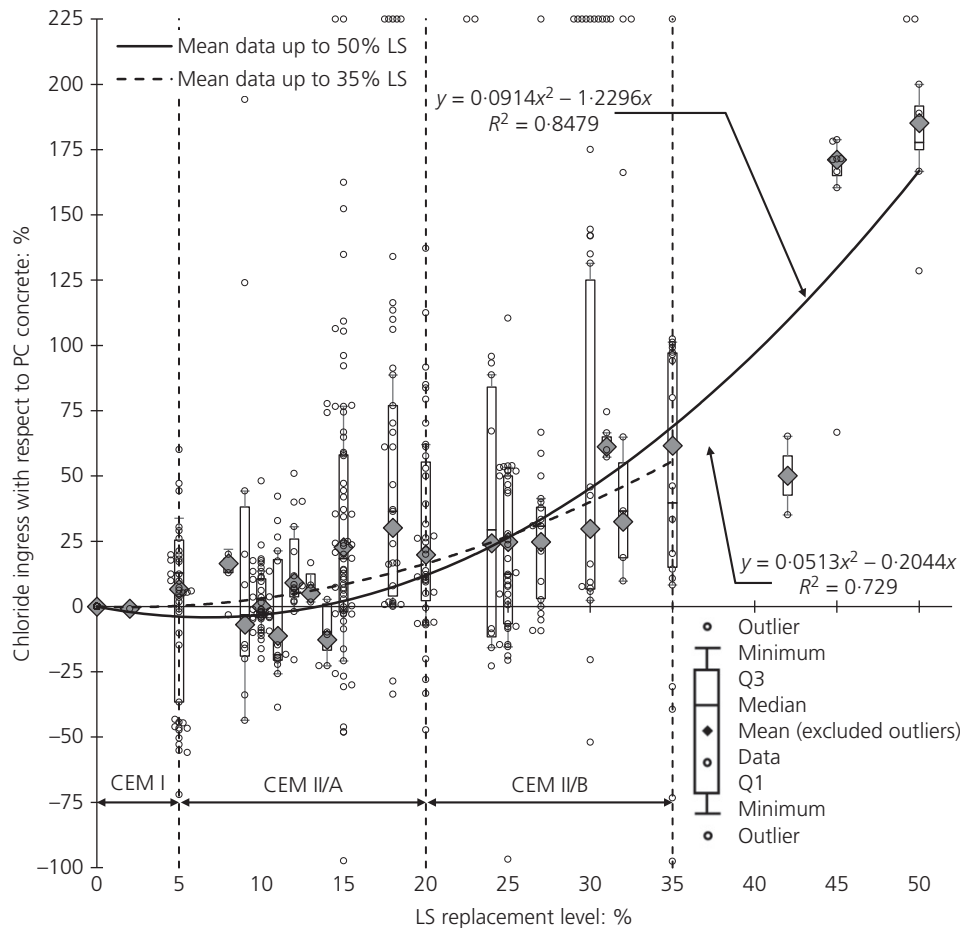


Figure 4. LS addition effect on chloride ingress in concrete. Data taken from Aguayo *et al.* (2014), Alunno-Rosetti and Curcio (1997), Assie *et al.* (2007), Barrett *et al.* (2014), Batic *et al.* (2010, 2013), Bentz *et al.* (2015), Bertolini *et al.* (2004b, 2007, 2011), Bonavetti *et al.* (2000), Bonneau *et al.* (2007), Boubitsas (2004, 2001), Calado *et al.* (2015), Cam and Neithalath (2010, 2012), Celik *et al.* (2014a, 2014b, 2015), Cochet and Jesus (1991), Cost *et al.* (2013), Courard and Michel (2014), Courard *et al.* (2005), Deja *et al.* (1991), Dhir *et al.* (2004, 2007), Fornasier *et al.* (2003), Gesoğlu *et al.* (2012), Ghiasvand *et al.* (2015), Ghrici *et al.* (2007), Githachuri and Alexander (2013), Güneysi *et al.* (2011), Hooton *et al.* (2010), Hornain *et al.* (1995), Hossack *et al.* (2014), Howard *et al.* (2015), Irassar *et al.* (2006, 2001), Juel and Herfort (2002), Kaewmanee and Tangtermsirikul (2014), Kobayashi *et al.* (2016), Kuosa *et al.* (2008, 2014), Leemann *et al.* (2010), Lemieux *et al.* (2012), Li and Kwan (2015), Livesey (1991), Lollini *et al.* (2014, 2015, 2016), Loser and Leemann (2007), Loser *et al.* (2010), Meddah *et al.* (2014), Menadi and Kenai (2011), Menéndez *et al.* (2007), Moir and Kelham (1993, 1999), Matthews (1994), Moukwa (1989), Müller and Lang (2006), Palm *et al.* (2016), Pavoine *et al.* (2014), Persson (2001, 2004), Pourkhorshidi *et al.* (2010), Ramezaniyanpour *et al.* (2009, 2010, 2014), Ranc *et al.* (1991), Selih *et al.* (2003), Shaikh and Supit (2014), Shi *et al.* (2015), Siad *et al.* (2014), Silva and de Brito (2016), Sonebi and Nanukuttan (2009), Sonebi *et al.* (2009), Sotiriadis *et al.* (2014), Tezuka *et al.* (1992), Thomas *et al.* (2010a, 2010b, 2010c), Thomas and Hooton (2010), Tsivilis and Asprogerakas (2010), Tsivilis *et al.* (2000), Uysal *et al.* (2012), Van Dam *et al.* (2010), Wu *et al.* (2016), Xiao *et al.* (2009), Yamada *et al.* (2006), Younsi *et al.* (2015) and Zhu and Bartos (2003)

and air curing, specimens immersed in 3% sodium chloride (NaCl) solution for up to 1 year (Bonavetti *et al.*, 2000; Irassar *et al.*, 2006) showed that chloride ingress increases with air curing and also that the rate of chloride ingress is greater for PLC concrete relative to PC concrete.

Exposure temperature

Studies investigating how the temperature of the chloride-bearing environment may affect the penetration of chlorides into PLC concrete relative to PC concrete are limited. The data available

from the two studies, with different test conditions (Moukwa, 1989; Yamada *et al.*, 2006), came to similar conclusions, namely that (a) at lower temperatures, chloride ingress in concrete is adversely affected with the inclusion of PLC and that (b) this is due to increased dissolution of calcium hydroxide ($\text{Ca}(\text{OH})_2$).

LS fineness and type of PLC (inter-grinding or blending)

The effects of LS fineness on chloride ingress in PLC concrete have been investigated over a range of fineness values

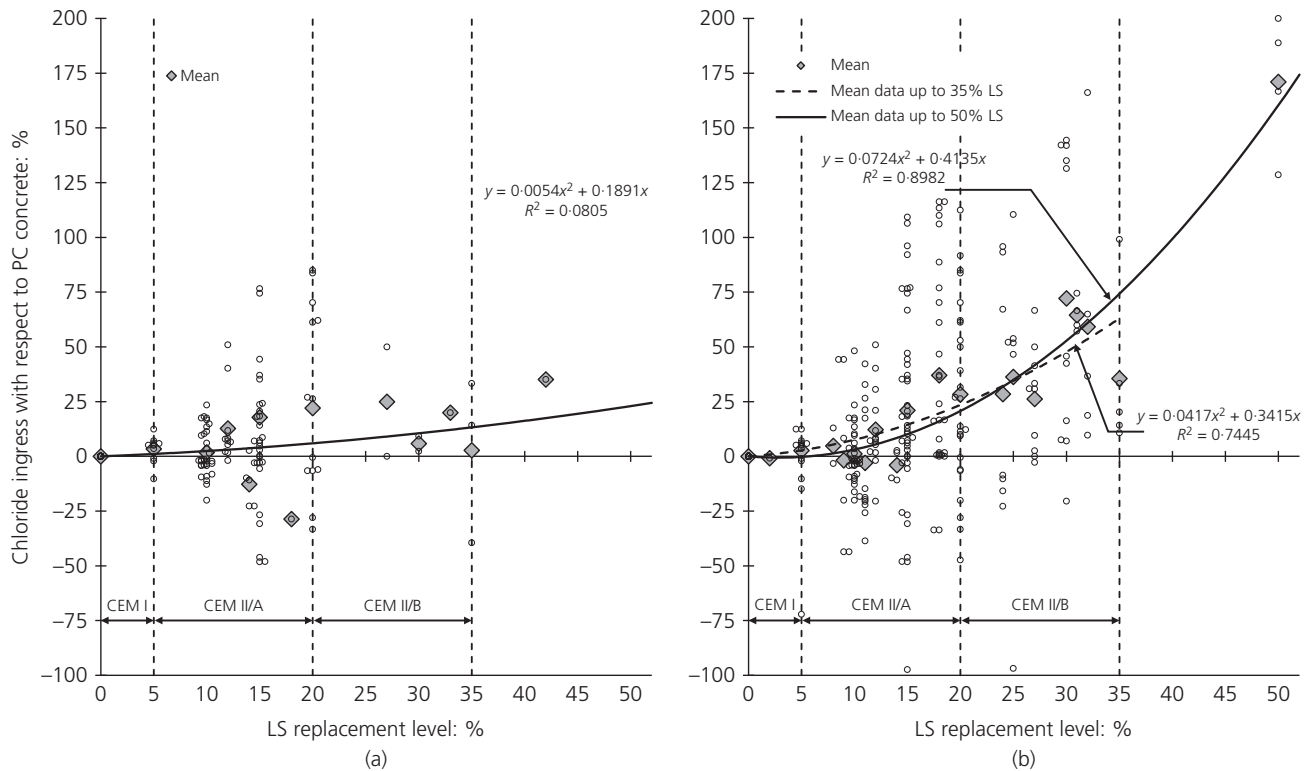


Figure 5. Influence of LS on chloride ingress in concretes of (a) equal 28 d strength and (b) equal w/c ratio. Data taken from Figure 4

(200–1500 m²/kg), LS contents (8.4–50%), w/c ratios (0.40–0.50), cement contents (292–500 kg/m³) and moist curing durations (28–90 d). The results obtained were analysed and are plotted separately in terms of equal 28 d strength and equal w/c ratio of the concrete in Figures 7(a) and 7(b), respectively.

Figure 7 shows that, in general terms, regardless of whether the mixes were designed in terms of equal strength or equal w/c ratio, the effect of LS fineness on chloride ingress is insignificant up to 35% LS content. The influence of fineness can be observed to be consistent with the compressive strength results, with finer LS resulting in slightly improved strength.

For the concretes of equal strength (Figure 7(a)), the LS contents used ranged from 8.4 to 13%, which although relatively low, shows that the relative chloride ingress in PLC is close to that in PC and there is a slight enhancement in chloride ingress resistance of concrete due increased LS fineness. On the other hand, although the equal w/c ratio results (Figure 7(b)) at times appear to be conflicting, and in contrast to the equal strength results, there is some evidence to suggest that chloride ingress in PLC concrete decreases to some extent with increasing LS fineness.

In addition, Ghiasvand *et al.* (2015) examined PLC produced by two different methods (inter-grinding and blending) with

10% LS content. The fineness of the PLC varied from 3640 to 5980 cm²/g and the results suggested that, for this difference in LS fineness, chloride ingress resistance was not significantly different, irrespective of whether the PLC was produced by inter-grinding or blending.

Cement content

The effect of total cement content on chloride ingress in PLC concrete was studied by Bertolini *et al.* (2007) and Lollini *et al.* (2014, 2016) using LS up to 30%, a w/c ratio of 0.46, cement contents of 300–350 kg/m³ and moist curing for 28 d. The chloride diffusion results for PLC concrete (13.6–23.5 × 10⁻¹² m²/s) were considerably higher than those for PC concrete (7.0–8.0 × 10⁻¹² m²/s) for all the mixtures studied. As expected, due to the narrow range of cement content employed, its effect on chloride ingress was found to be negligible in both PC and PLC mixes.

Combined chloride and sulfate environment

Sotiriadis *et al.* (2014) and Yamada *et al.* (2006) studied chloride ingress in PC and PLC mixtures exposed to a combined chloride- and sulfate-bearing environment. The experimental conditions were LS content of 0–35%, w/c ratio of 0.50–0.52, moist curing for 7 d, exposure temperature of 5–20°C and immersion for 6–18 months. The test solutions were (a) artificial seawater with 0.28% SO₄²⁻ and 1.89–2.11% Cl⁻ and

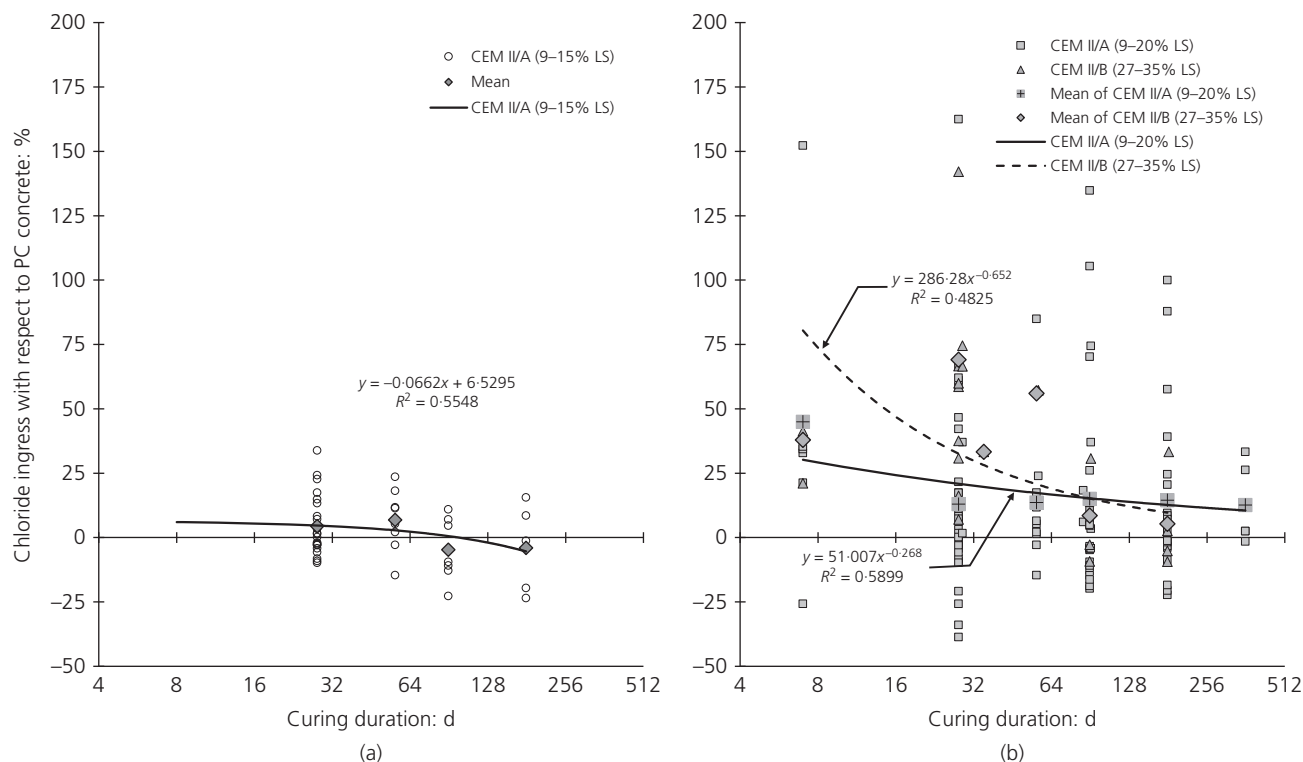


Figure 6. Influence of moist curing duration on chloride ingress in PLC concretes of (a) equal strength design and (b) equal w/c ratio with respect to PC concrete. Data taken from Aguayo *et al.* (2014), Bertolini *et al.* (2011), Cam and Neithalath (2010, 2012), Ghiasvand *et al.* (2015), Ghrici *et al.* (2007), Githachuri and Alexander (2013), Güneçyişi *et al.* (2011), Hooton *et al.* (2010), Hossack *et al.* (2014), Howard *et al.* (2015), Irassar *et al.* (2006), Lollini *et al.* (2015), Palm *et al.* (2016), Pavoine *et al.* (2014), Persson (2001), Pourkhorshidi *et al.* (2010), Ramezaniapour *et al.* (2009, 2010), Silva and de Brito (2016), Thomas *et al.* (2010a, 2010b) and Xiao *et al.* (2009)

(b) a solution containing 0.00–0.10% SO_4^{2-} and 1.89–2.11% Cl^- . The following results were obtained.

- The chloride measurements of PC and PLC with LS contents up to 15% were comparable.
- The PLC with 35% LS content had the highest chloride ingress.
- In the presence of lower sulfate contents, high chloride contents were recorded due to the greater amount of dissolved calcium hydroxide in comparison with seawater, with the sulfate ions suppressing the dissolution of calcium hydroxide.

Aggregate content and particle size

The effects of aggregate content and particle size were examined by Wu *et al.* (2016). The variables in this study were LS contents of 0, 5 and 10%, w/c ratio of 0.45, standard curing for 56 d, with samples with varying aggregate content (0–1468 kg/m^3) and mean aggregate size (0.00–2.88 mm). In general, the chloride ingress results of the PC and PLC mixes showed similar trends. In comparison with PC, the inclusion of 5% LS resulted in a minor reduction in chloride migration (by 5–9%), and, although hard to justify and possibly due to

experimental error, chloride migration increased noticeably (by 40–45%) with 10% LS. Increases in aggregate volume content and particle size led to slight increases in chloride ingress in both the PC and PLC mixtures, due to a coarser pore structure and the sizeable presence of an aggregate–matrix interface.

Chloride ingress: effect of concrete strength

To study the relationship between compressive strength and chloride ingress in PLC concrete, the results used in Figures 4 and 5 are plotted in terms of chloride ingress of PLC concrete as a percentage of the corresponding PC concrete against characteristic cube strength in Figure 8. This figure was developed in the following way.

- Characteristic cube strengths were calculated from the measured strengths using a variation coefficient of 6% given in ACI 301-05 (ACI, 2005) for fair laboratory control class.
- The reported results where the test mixes did not comply with the mix limitations of BS EN 206:2013 (BSI, 2013) for chloride exposure class XS1 were not considered further in developing the figure.
- For convenience, linear regression was applied in the analysis of the data. As the coefficients of correlation were

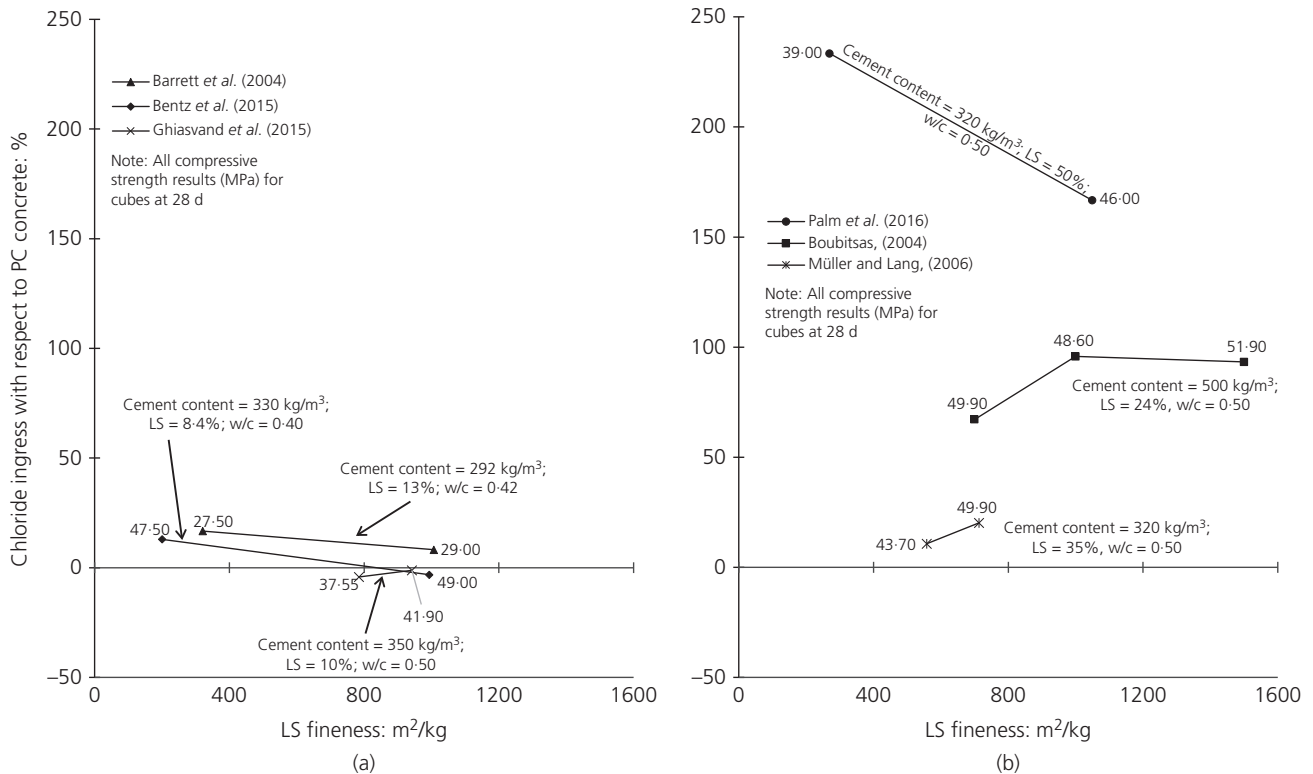


Figure 7. Influence of LS fineness on chloride ingress in PLC concretes of (a) equal strength design and (b) equal w/c ratio with respect to PC concrete

generally poor, the trend lines obtained can only be considered of qualitative value.

- For comparison purposes, the minimum characteristic strength of 37 MPa for XS1 exposure class recommended in Eurocode 2 (BSI, 2004) was chosen. This is shown by the dotted vertical line.

Figure 8 reveals the following important points.

- Chloride ingress increases with decreasing compressive strength and increasing LS content. The relative chloride ingress for both CEM II/A (6–20% LS) and CEM II/B (21–35% LS) concretes can exceed the minimum cover of 35 mm specified in Eurocode 2 at the minimum characteristic strength of 37 MPa for exposure class XS1 (considering the design working life is 50 years) (BSI, 2004).
- For chloride ingress similar to that of PC concrete at 37 MPa, the compressive strength of PLC concrete may have to be increased from 37 MPa to 50 MPa and 60 MPa for cements such as CEM II/A (6–20% LS content) and CEM II/B (21–35% LS content), respectively. Alternatively, the required minimum cover for PLC concrete at 37 MPa would have to be increased for concrete made with CEM II/A (6–20% LS) and CEM II/B (21–35% LS) cements.

Chloride ingress in concrete specified in terms of w/c ratio

Looking from another perspective, chloride ingress in PLC concrete specified in terms of w/c ratio is shown in Figure 9. The base data used in this figure are those used in Figures 4 and 5 and were subjected to the same screening process as adopted for Figure 8. The recommended maximum w/c ratio of 0.50 for XS1 exposure class given in BS EN 206:2013 (BSI, 2013) was selected and is shown as the vertical dotted line.

Figure 9 shows that, for a given w/c ratio, chloride ingress increases with LS content and the chloride ingress behaviour of concrete is similar to that in Figure 8, but at a slightly greater rate. Additionally, for a similar chloride ingress to CEM I concrete at w/c = 0.50, mixes made with CEM II/A and CEM II/B with LS addition would need to be designed with a reduced w/c ratio, of about 0.40 and 0.35, respectively. Alternatively, the required minimum cover (i.e. 35 mm) of PLC concrete at w/c = 0.50 would need to be increased for both CEM II/A (6–20% LS) and CEM II/B (21–35% LS) cements.

In situ chloride ingress measurements

Published research on situ chloride ingress is limited. Hossack *et al.* (2014) studied the in situ chloride content of concrete pavements constructed in two different locations in Canada

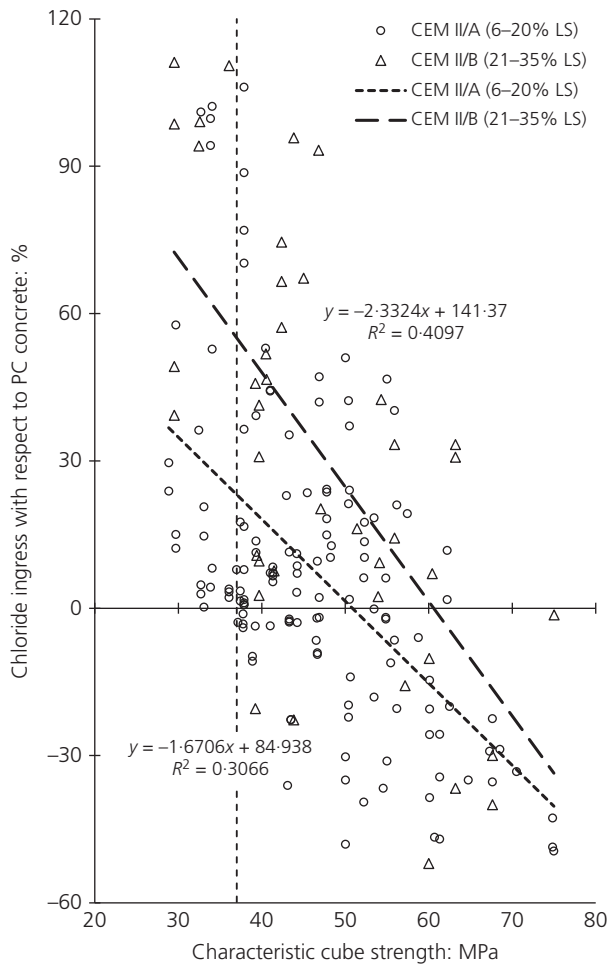


Figure 8. Chloride ingress in PLC concrete with respect to PC concrete at different characteristic cube strengths. Data taken from Figures 4 and 5

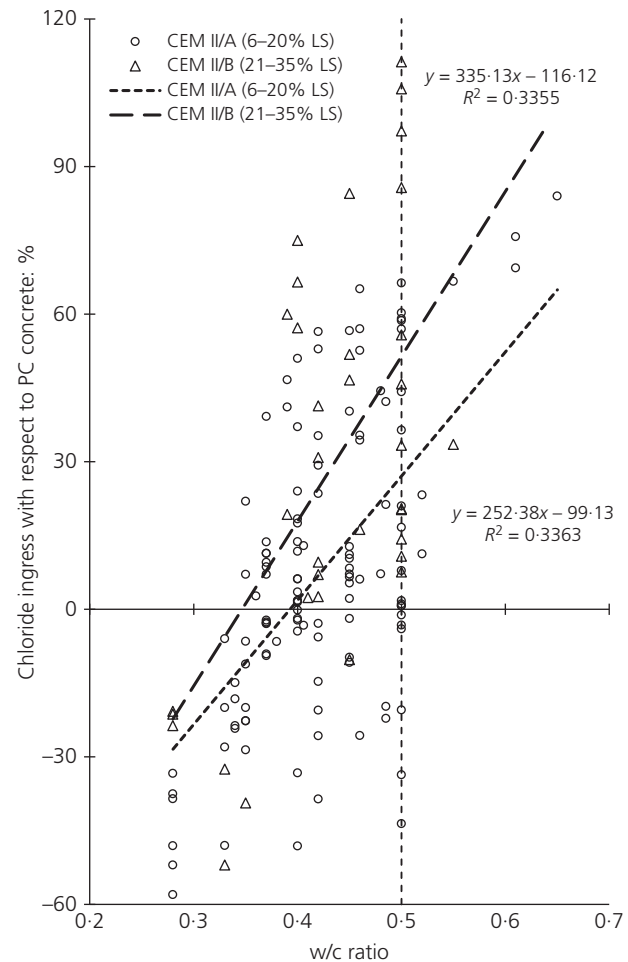


Figure 9. Chloride ingress in PLC concrete with respect to PC concrete at different w/c ratios. Data taken from Figures 4 and 5

during 2008 and 2009. The test conditions were as follows: age at the time of measurements, 3 and 4 years; LS content, 0% and 12%; w/c ratio, 0.37 and 0.44; in situ core strength 43–59 MPa. Although the effect of LS on the strength varied, chloride measurements at both locations showed, in general, that PLC concretes had on average 20% higher chloride penetration than PC concrete. This was attributed to the lower alumina content of PLC due to the dilution of C_3A and C_4AF with the addition of LS, which reduces the capacity for chloride binding.

Influence of LS on chloride-induced corrosion of reinforcement

The effect of LS addition on chloride-induced corrosion, although important, is not widely reported. However, as the use of LS is known to increase the susceptibility of concrete to chloride ingress, it is necessary to determine how this may influence the corrosion of steel reinforcement in PLC concrete. Only 13 studies have reported on the chloride-induced

corrosion of PLC concrete. The results showed that chlorides can reach the steel reinforcement in sufficient concentrations (i.e. higher than 0.4% by cement mass, BS EN 206 (BSI, 2013)) and consequently the corrosion process could, in principle, be considered to have initiated. Additionally, due to the complexity of the test methodology and the nature of measurements, the data obtained could only be examined in a qualitative manner, as presented in Table 5.

The reported research suggests that, in general, the test specimens used had cement blends of 0–35% LS, with w/c ratios of 0.42–0.72, and were subjected to chloride exposure for up to 5 years. The corrosion of steel reinforcement was measured using different methods, such as corrosion potential (mV), weight loss of reinforcement (g/m^2), corrosion current/density (mA/m^2) and corrosion rate ($\mu m/year$).

In the studies that assessed PLC concretes with respect to reference PC concretes, the rate of corrosion in PLC concrete was generally higher than that of the corresponding PC concrete.

Table 5. Summary of influence of LS addition on chloride-induced corrosion

| Reference | Main points |
|--|--|
| Batic <i>et al.</i> (2010) | <ul style="list-style-type: none"> ■ Corrosion rate of PLC mixture higher than that of PC mixture and increase in w/c ratio minimised the differences between the corrosion results of the two mixtures ■ Reinforcement corrosion unit: corrosion rate i ($\mu\text{A}/\text{cm}^2$) ■ Cylinder specimen, 50 × 100 mm; concrete cover, 22 mm; LS contents, 0 and 22%; w/c ratios, 0.50 and 0.65; moist curing, 28 d; exposure, immersion in a 3% sodium chloride solution; duration, 9 months; equal w/c mixes |
| Batic <i>et al.</i> (2013) | <ul style="list-style-type: none"> ■ Concrete made with PLC showed greater corrosion rate than PC concrete and increase in w/c ratio reduced the differences between the two mixtures. Moreover, the type of curing did not introduce significant change except for mixture with the higher w/c and cured in lime water ■ Reinforcement corrosion unit: corrosion rate i ($\mu\text{A}/\text{cm}^2$) ■ Cylinder specimen, 50 × 100 mm; concrete cover, 22 mm; LS contents, 0 and 35%; w/c ratios, 0.50 and 0.65; air and wet (lime water) curing, 28 d; exposure, immersion in a 3% sodium chloride solution; duration, 9 months; equal w/c mixes |
| Bertolini <i>et al.</i> (2011), Lollini <i>et al.</i> (2015) | <ul style="list-style-type: none"> ■ Corrosion activity of PLC concrete is higher than that of PC concrete ■ Reinforcement corrosion unit: rebar corrosion potential (mV) ■ Prism specimen, 60 × 250 × 150 mm; concrete cover, 15 mm; LS contents, 0, 15 and 30%; w/c ratio, 0.61; moist curing, 28 d; exposure, ponding using 3.5% sodium chloride solution; duration, 2 years; equal w/c mixes |
| Deja <i>et al.</i> (1991) | <ul style="list-style-type: none"> ■ Rate of reinforcement corrosion of PLC concrete lower than that of PC concrete ■ Reinforcement corrosion unit: rebar weight loss (g/m^2) ■ Prism specimen, 40 × 40 × 160 mm; concrete cover, 22 mm; LS contents, 0 and 5%; w/c ratio, 0.50; moist curing, 56 d; exposure, immersed in 23% sodium chloride solution; duration, 12 months; equal 28 d strength mixes |
| Diab <i>et al.</i> (2015), Diab <i>et al.</i> (2016) | <ul style="list-style-type: none"> ■ In general, corrosion rate of PLC concrete higher than that of PC concrete until a certain level of LS replacement (15%); after that started to decrease until it became similar or lower than that of PC concrete at 20% and 25% LS additions. Furthermore, corrosion activity of PLC concrete principally depended on the cement content, w/c ratio of the mix and LS fineness ■ Reinforcement corrosion unit: corrosion rate (mm/year) ■ Cylinder specimen, 75 × 150 mm; concrete cover, 31 mm; LS contents, 0, 10, 15, 20 and 25%; w/c ratios, 0.48, 0.55 and 0.65; curing, lime water for 6 d then in air for 21 d; exposure, immersion in 5% sodium chloride solution; duration, 9 months; equal 28 d strength only for 10% LS mixtures |
| Moir and Kelham (1993), Matthews (1994), Livesey (1991) | <ul style="list-style-type: none"> ■ Corrosion rate of PLC (5% LS) concrete similar to PC concrete. Corrosion results of PLC (25% LS) concrete varied over time compared to PC concrete ■ Reinforcement corrosion unit: percentage rebar weight loss (%) ■ Prism specimen, 100 × 100 × 300 mm; concrete cover, 10 mm; LS contents, 0, 5 and 25%; w/c ratio, 0.60; moist curing, 28 d; exposure, tidal zone; duration, up to 5 years; equal w/c mixes |
| Pavoine <i>et al.</i> (2014) | <ul style="list-style-type: none"> ■ Corrosion rate of PLC concrete higher than that of PC concrete ■ Reinforcement corrosion unit: corrosion current (mA) ■ Specimen, four concrete elements 1 m long, 100 mm thick and 200 mm high sealed together to form a closed container; concrete cover, 25 mm; LS contents, 0 and 10%; w/c ratios, 0.40 and 0.55; moist curing, 6 weeks; exposure, container subjected to 5% sodium chloride solution; duration, up to 3 months; equal 28 d strength mixes |
| Tsivilis <i>et al.</i> (2000), Tsivilis <i>et al.</i> (2002) | <ul style="list-style-type: none"> ■ Corrosion rate of PLC concrete lower than that of PC concrete ■ Reinforcement corrosion unit: rebar weight loss (g/m^2) ■ Prism specimen, 80 × 80 × 100 mm; concrete cover, 20 mm; LS contents, 0, 10, 15, 20 and 35%; w/c ratios, 0.62 and 0.72; moist curing, 28 d; exposure, partially immersion in a 3% sodium chloride solution; duration, 12 months; equal w/c only for 35% LS mixture |

It has also been reported that an increase in w/c ratio reduced the difference between the corrosion results of the two mixtures and that the type of curing did not produce a significant change except for mixtures with a higher w/c ratio and in specimens cured with lime water (Batic *et al.*, 2010, 2013). It has also been suggested that the corrosion of reinforcement in PLC concrete principally depends on the cement content, w/c ratio and LS fineness (Diab *et al.*, 2015, 2016).

In addition, some researchers have assessed the corrosion behaviour of PLC concrete without testing PC concrete. These studies involved LS contents of 10–20%, w/c ratios of 0.46–0.65, exposure durations of up to 8 years and chloride concentrations of 3.5–10.0% (Bertolini *et al.*, 2002, 2004a; Bolzoni *et al.*, 2006, 2014; Brenna *et al.*, 2013; Fayala *et al.*, 2013; Garcés *et al.*, 2006; Meira *et al.*, 2014; Ormellese *et al.*, 2006; Romano *et al.*, 2013; Sistonen *et al.*, 2008;

Zacharopoulou *et al.*, 2013). The overall outcome of these studies suggests that the use of PLC concrete leads to moderate to high increases in the corrosion rate.

PLC performance in terms of pore structure and related properties, strength, carbonation rate and chloride ingress

To facilitate a meaningful comparison of the durability performance of PLC concrete, Figure 10 was constructed to collectively analyse the effect of LS content on porosity and related properties (i.e. water absorption and sorptivity), strength, carbonation rate and chloride ingress relative to corresponding PC concretes.

In developing Figure 10, to make it easier for the research to be adopted in practice, some simple modifications were carried out to the trend lines observed in the studies reported previously in this paper (Figure 4) and two previous studies of the current authors (Elgalhud *et al.*, 2016, 2017). These modifications were based on the concept that the physical and chemical effects of the inclusion of LS are mainly as a filler (better packing of the pore matrix), heterogeneous nucleation (improving early strength) and dilution (increasing the effective w/c), as suggested by Irassar (2009), although these effects rely on the amount and fineness of LS used in a mix (Sezer, 2012). The main change adopted was the use of simple linear regression as opposed to polynomial

regression. Although a degree of accuracy may have been lost in this process, the outcome has been to produce a useful tool that should allow estimation of the changes that may be expected with the use of LS on the pore structure of hardened concrete, its strength, carbonation and chloride ingress resistance.

Figure 10 suggests that, for practical purposes, it is feasible to accept that

- up to 15% LS content, its effect may be considered constant and almost neutral
- beyond 15% LS content, an increase in LS content gives rise to a progressive reduction in all the properties of concrete and, in this case, pore structure (in the form of porosity, water absorption and sorptivity) strength and durability (as carbonation and chloride ingress).

Table 6 shows that the trends of sorptivity and water absorption are mainly the same and are influenced by LS slightly more than the porosity, which reflects the variance in the working mechanism of each. In addition, the sensitivity of PLC to carbonation exposure is higher than that of chloride ingress. This could be attributed to the pH of LS/calcium carbonate (CaCO_3), which is between 8.5 and 10 (Chen *et al.*, 2009; Hua and Laleg, 2009; Phung *et al.*, 2015) and is lower than the pH of PC (i.e. 12.5–12.8), and this is considered to decrease the pH of the resultant PLC (particularly at high LS contents such as 35%).

In summary, it is proposed that although the use of LS generally has some impact on the properties of concrete, this can be insignificant up to a maximum of 15% LS content, which is below the maximum limit of 20% for CEM II/A PLC (BSI, 2011) and which thus may need to be revised.

Improving PLC performance in practice

The effect of LS addition on chloride ingress in concrete can be lessened in a number of ways. Although extending the moist curing duration will certainly help greatly to improve the resistance of PLC concrete against chloride ingress by developing a less porous and less permeable concrete, accomplishing this in practice can be difficult due to present construction practices. The other options for enhancing the resistance of PLC concrete to chloride ingress could be realised by the following.

- (a) Restricting LS addition to a smaller proportion (i.e. a maximum of 15%). Such a cement would be in part compliance with PLC of type CEM II/A (6–20% LS) in BS EN 197-1:2011 (BSI, 2011). Although this option may be used, because it limits the replacement of PC content in cement, it would negatively impact on the carbon dioxide footprint of the cement industry.

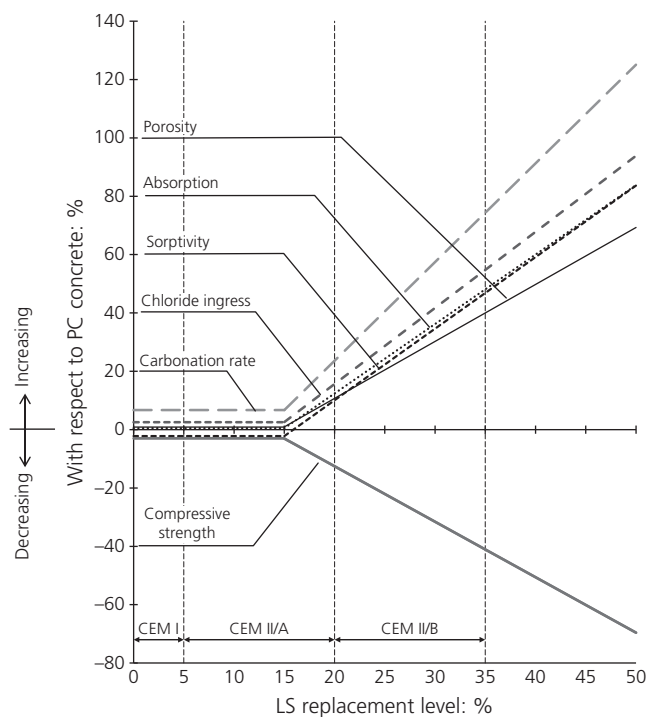


Figure 10. Mode of PLC performance in terms of pore structure and related properties, strength, carbonation rate and chloride ingress

Table 6. Mode of PLC performance in terms of pore structure and related properties, strength, carbonation rate and chloride ingress

| Cement type | LS content: % | With respect to PC: % | | | | | |
|-------------|---------------|-----------------------|------------------|------------|----------------------|------------------|------------------|
| | | Porosity | Water absorption | Sorptivity | Compressive strength | Carbonation rate | Chloride ingress |
| CEM I | 1–5 | 0.9 | 0.5 | –2.0 | –3.0 | 6.7 | 2.6 |
| CEM II/A-L | 6–15 | 0.9 | 0.5 | –2.0 | –3.0 | 6.7 | 2.6 |
| | 20 | 10.6 | 12.4 | 10.1 | –12.5 | 23.6 | 15.6 |
| CEM II/B-L | 21 | 12.6 | 14.8 | 12.5 | –14.4 | 27.0 | 18.2 |
| | 25 | 20.5 | 24.3 | 22.3 | –22.0 | 40.5 | 28.6 |
| | 30 | 30.2 | 36.2 | 34.6 | –31.6 | 57.4 | 41.5 |
| | 35 | 40.0 | 48.1 | 46.9 | –41.1 | 74.3 | 54.7 |
| | 40 | 49.7 | 60.0 | 59.1 | –50.6 | 91.2 | 67.6 |
| – | 45 | 59.5 | 71.9 | 71.3 | –60.1 | 108.1 | 80.8 |
| | 50 | 69.3 | 83.8 | 83.6 | –69.6 | 125.1 | 93.9 |

- (b) Enhancing the porosity of the concrete by
- (i) optimising particle packing by revising the proportions of coarse and fine aggregates and/or introducing the use of fillers (Dhir and Hewlett, 2008)
 - (ii) developing more effective use of LS by adopting other additions such as small proportions of SF and MK (Elgalhud *et al.*, 2016).
- (c) Increasing the specified characteristic strength of concrete by reducing its w/c ratio through the use of a high-range water reducing admixture. This option should enhance the durability and sustainability of concrete (Dhir *et al.*, 2000, 2004, 2006).
- (d) Increasing the thickness of concrete cover could be considered as an additional obvious option. However, this will influence structural design and sustainability aspects and this solution is unlikely to be chosen by design engineers.

Conclusions

For combinations of LS and PC within the bands of CEM II/A (6–20% LS) and CEM II/B (21–35% LS) cements specified in BS EN 197-1:2011 (BSI, 2011), the results show that, in general, the chloride ingress of concrete increases at an increasing rate as the LS content is increased and that the rate of this increase and the significance thereof can vary depending on whether the PLC mixes are designed on the basis of equal strength or equal w/c ratio, with the latter showing a greater effect than the former. Likewise, the duration and type of curing (in terms of relative humidity and temperature), exposure conditions and LS fineness also tend to affect the magnitude and rate of the LS effect on chloride ingress.

Accordingly, these effects have been found to be more sensitive and significant with CEM II/B PLC than with CEM II/A PLC. This appears to support the approach adopted in BS 8500-1:2006+A1:2012 (BSI, 2006), in which CEM II/B does not appear to be suggested for use in conditions subject to chloride exposure. Additionally, compliance with mix

limitations for chloride exposures as per BS EN 206-1:2013 (BSI, 2013) may have to be revised upwards for PLC.

The limited in situ chloride ingress measurements of concrete structures made with PC and PLC (12% LS) over a period of 3–4 years showed that PLC concrete had a higher chloride ingress rate than the corresponding PC concrete. Additionally, the results showed that, due to depassivation of reinforcement, the rate of corrosion in PLC concrete, upon chlorides reaching the reinforcement, was generally higher than that in PC concrete.

The results of this study considered together with two previous studies (Elgalhud *et al.*, 2016, 2017) show that the effects of LS addition on concrete pore structure (in terms of porosity, absorption and sorptivity), strength and resistance to carbonation and chloride ingress are similar, but their magnitudes may be different.

For practical purposes, and in view of the findings of two previous studies in this series (Elgalhud *et al.*, 2016, 2017), it is proposed that the effect of LS up to a content of 15% on concrete performance may be assumed to be negligible but increases thereafter at a constant rate with increasing LS content. In light of this, the maximum limit on LS content of CEM II/A may be considered for revision from 20% down to 15%.

Acknowledgements

The Libyan Ministry of Higher Education and the University of Tripoli (Libya) are appreciatively acknowledged for the studentships of Abdurrahman A. Elgalhud for his doctoral study at the University of Birmingham.

REFERENCES

- Aashto (American Association of State and Highway Transportation Officials) (2009) T260-09: Standard method of test for sampling and testing for chloride ion in concrete and concrete raw materials. Aashto, Washington, DC, USA.
- Aashto (2015) T277-15: Electrical indication of concrete's ability to resist chloride ion penetration. Aashto, Washington, DC, USA.

- Aashto (2016) M240-16: Standard specification for blended hydraulic cement. Aashto, Washington, DC, USA.
- Abd-El-Aziz MA and Heikal M (2009) Characteristics and durability of cements containing fly ash and limestone subjected to Caron's Lake water. *Advances in Cement Research* **21(3)**: 91–99, <http://dx.doi.org/10.1680/adcr.2007.00025>.
- ACI (American Concrete Institute) (2005) ACI 301-05: Specifications for structural concrete. ACI, Farmington Hills, MI, USA.
- ACI (American Concrete Institute) (2015) ACI 211.7R-15: Guide for proportioning concrete mixtures with ground limestone and other mineral fillers. ACI, Farmington Hills, MI, USA.
- Aguayo M, Yang P, Vance K, Sant G and Neithalath N (2014) Electrically driven chloride ion transport in blended binder concretes: insights from experiments and numerical simulations. *Cement and Concrete Research* **66**: 1–10, <https://doi.org/10.1016/j.cemconres.2014.07.022>.
- Ahmad S, Adekunle SK, Maslehuddin M and Azad AK (2014) Properties of self-consolidating concrete made utilizing alternative mineral fillers. *Construction and Building Materials* **68**: 268–276, <https://doi.org/10.1016/j.conbuildmat.2014.06.096>.
- Ait-Mokhtar A, Amiri O, Poupard O and Dumargue P (2004) A new method for determination of chloride flux in cement-based materials from chronoamperometry. *Cement & Concrete Composites* **26(4)**: 339–345.
- Alonso MC, García Calvo JL, Sánchez M and Fernandez A (2012) Ternary mixes with high mineral additions contents and corrosion related properties. *Materials and Corrosion* **63(12)**: 1078–1086.
- Alunno-Rosetti V and Curcio FA (1997) Contribution to the knowledge of the properties of Portland limestone cement concretes, with respect to the requirements of European and Italian design codes. *Proceedings of the 10th International Congress on the Chemistry of Cement, Gothenburg, Sweden* (Justnes H (ed.)), vol. 3, pp. 26–32.
- Assie S, Escadeillas G, Marchese G and Waller V (2006) Durability properties of low-resistance self-compacting concrete. *Magazine of Concrete Research* **58(1)**: 1–7, <http://dx.doi.org/10.1680/macrc.2006.58.1.1>.
- Assie S, Escadeillas G and Waller V (2007) Estimates of self-compacting concrete 'potential' durability. *Construction and Building Materials* **21(10)**: 1909–1917.
- ASTM (2012a) C1152-12: Standard test method for acid-soluble chloride in mortar and concrete. ASTM International, West Conshohocken, PA, USA.
- ASTM (2012b) C1202-12: Standard test method for electrical indication of concrete's ability to resist chloride ion penetration. ASTM International, West Conshohocken, PA, USA.
- ASTM (2015) C1218-15: Standard test method water-soluble chloride in mortar and concrete. ASTM International, West Conshohocken, PA, USA.
- ASTM (2016) C595-16: Standard specification for blended hydraulic cements. ASTM International, West Conshohocken, PA, USA.
- Attari A, McNally C and Richardson MG (2012) Evaluation of chloride ingress parameters in concrete using backscattered electron (BSE) imaging to assess degree of hydration – a proposal. *Proceedings of Bridge & Concrete Research in Ireland, Dublin, Ireland* (Caprani C and O'Connor A (eds)), pp. 211–215.
- Attari A, McNally C and Richardson MG (2016) A probabilistic assessment of the influence of age factor on the service life of concretes with limestone cement/GGBS binders. *Construction and Building Materials* **111**: 488–494, <https://doi.org/10.1016/j.conbuildmat.2016.02.113>
- Audenaert K and De Schutter G (2009) Time dependency of chloride migration coefficient in self-compacting concrete. In *Proceedings of 2nd International Symposium on Design, Performance and Use of Self-Consolidating Concrete (SCC2009)*, Beijing, China (Shi C, Yu Z, Khayat KH and Yan P (eds)). Rilem Publications, Paris, France, vol. 65, pp. 325–334.
- Audenaert K, Boel V and De Schutter G (2007) Chloride migration in self-compacting concrete. *Proceedings of 5th International Conference on Concrete under Severe Conditions Environment and Loading (CONSEC 07)*, Tours, France (Toutlemonde F (ed.)), pp. 291–298.
- Audenaert K, Yuan Q and De Schutter G (2010) On the time dependency of the chloride migration coefficient in concrete. *Construction and Building Materials* **24(3)**: 396–402.
- Badogiannis EG, Sfikas IP, Voukia DV, Trezos KG and Tsvilis SG (2015) Durability of metakaolin self-compacting concrete. *Construction and Building Materials* **82**: 133–141, <https://doi.org/10.1016/j.conbuildmat.2015.02.023>.
- Barrett TJ, Sun H, Nantung T and Weiss WJ (2014) Performance of Portland limestone cements. *Transportation Research Record* **2441**: 112–120.
- Batic OR, Sota JD, Fernández JL, Del Amo B and Romagnoli R (2010) Rebar corrosion in mortars containing calcareous filler. *Industrial & Engineering Chemistry Research* **49(18)**: 8488–8494.
- Batic OR, Sota JD, Fernández JL, Bellotti N and Romagnoli R (2013) Rebar corrosion in mortars with high limestone filler content. *Anti-Corrosion Methods and Materials* **60(1)**: 3–13.
- BAW (2004) *Chloride Penetration Resistance of Concrete (MCL)*. BAW Guidelines. Federal Waterways Engineering and Research Institute (BAW), Karlsruhe, Germany.
- Beigi MH, Berenjian J, Omran OL, Nik AS and Nikbin IM (2013) An experimental survey on combined effects of fibers and nanosilica on the mechanical, rheological, and durability properties of self-compacting concrete. *Materials & Design* **50**: 1019–1029, <https://doi.org/10.1016/j.matdes.2013.03.046>.
- Benn BT, Baweja D and Mills JE (2012) Increased limestone mineral addition in cement – the effect on chloride ion ingress of concrete – a literature review. *Proceedings of Construction Materials Industry Conference (CMIC 12)*.
- Bentz DP, Tanesi J and Ardani A (2013) Ternary blends for controlling cost and carbon content. *Concrete International* **35(8)**: 51–59.
- Bentz DP, Ardani A, Barrett T et al. (2015) Multi-scale investigation of the performance of limestone in concrete. *Construction and Building Materials* **75**: 1–10, <https://doi.org/10.1016/j.conbuildmat.2014.10.042>.
- Bertolini L and Gastaldi M (2011) Corrosion resistance of low-nickel duplex stainless steel rebars. *Materials and Corrosion* **62(2)**: 120–129.
- Bertolini L, Gastaldi M, Pedferri M and Redaelli E (2002) Prevention of steel corrosion in concrete exposed to seawater with submerged sacrificial anodes. *Corrosion Science* **44(7)**: 1497–1513.
- Bertolini L, Carsana M and Gastaldi M (2004a) Comparison of resistance to chloride penetration of concretes and mortars for repair. In *Proceedings of the 3rd International Rilem Workshop on Testing and Modelling Chloride Ingress Into Concrete, Madrid, Spain* (Andrade C and Kropp J (eds)). Rilem Publications, Paris, France, pp. 165–168.
- Bertolini L, Carsana M, Cassago D, Curzio AQ and Collepardi M (2004b) MSWI ashes as mineral additions in concrete. *Cement and Concrete Research* **34(10)**: 1899–1906.
- Bertolini L, Lollini F and Redaelli E (2007) Influence of concrete composition on parameters related to the durability of reinforced concrete structures. *Proceedings of International Rilem Workshop on Integral Service Life Modelling of Concrete Structures, Guimarães, Portugal* (Ferreira RM, Gulikers J and Andrade C (eds)), pp. 56–64.
- Bertolini L, Lollini F and Redaelli E (2011) Comparison of resistance to chloride penetration of different types of concrete through migration and ponding tests. In *Modelling of Corroding Concrete Structures* (Andrade C and Mancini G (eds)). Springer, Dordrecht, the Netherlands, pp. 125–135.

- Bjegovic D, Stirmer N and Serdar M (2012) Durability properties of concrete with blended cements. *Materials and Corrosion* **63**(12): 1087–1096.
- Bolzoni F, Goidanich S, Lazzari L and Ormellesse M (2006) Corrosion inhibitors in reinforced concrete structures. Part 2 – repair system. *Corrosion Engineering, Science and Technology* **41**(3): 212–220.
- Bolzoni F, Brenna A, Fumagalli G et al. (2014) Experiences on corrosion inhibitors for reinforced concrete. *International Journal of Corrosion and Scale Inhibition* **3**(4): 254–278.
- Bonavetti V, Donza H, Rahhal V and Irassar E (2000) Influence of initial curing on the properties of concrete containing limestone blended cement. *Cement and Concrete Research* **30**(5): 703–708.
- Bonneau O, Tchieme F, Khayat KH and Kanduth B (2007) Use of manufactured calcium carbonate in SCC targeted for commercial applications. *Proceedings of the 5th International Rilem Symposium on Self-Compacting Concrete (SCC 2007)* (De Schutter G and Boel V (eds)). Rilem Publications, Ghent, Belgium, vol. 3, pp. 1105–1112.
- Boubitsas D (2001) Replacement of cement by limestone filler or ground granulate blast furnace slag: the effect on chloride penetration in cement mortars. *Nordic Concrete Research* **45**(36): 65–77.
- Boubitsas D (2004) Replacement of cement by limestone filler: the effect on strength and chloride migration in cement mortars. *Nordic Concrete Research* **32**(2): 1–14.
- Brenna A, Bolzoni F, Beretta S and Ormellesse M (2013) Long-term chloride-induced corrosion monitoring of reinforced concrete coated with commercial polymer-modified mortar and polymeric coatings. *Construction and Building Materials* **48**: 734–744, <https://doi.org/10.1016/j.conbuildmat.2013.07.099>.
- BSI (2000) BS EN 197-1:2000: Cement. Composition specifications and conformity criteria for common cement. BSI, London, UK.
- BSI (2004) BS EN 1992-1-1:2004+A1:2014 Eurocode 2: Design of concrete structures. Part 1-1: General rules and rules for buildings. BSI, London, UK.
- BSI (2006) BS 8500-1:2006+A1:2012: Concrete – complementary British Standard to BS EN 206-1. Part 1: Method of specifying and guidance for the specifier. BSI, London, UK.
- BSI (2011) EN 197-1:2011: Cement – Composition specifications and conformity criteria for common cement. BSI, London, UK.
- BSI (2013) EN 206:2013: Concrete – Specification, performance, production and conformity. BSI, London, UK.
- Calado C, Camões A, Monteiro E, Helene P and Barkokébas B (2015) Durability indicators comparison for SCC and CC in tropical coastal environments. *Materials* **8**(4): 1459–1481.
- Cam HT and Neithalath N (2010) Moisture and ionic transport in concretes containing coarse limestone powder. *Cement & Concrete Composites* **32**(7): 486–496.
- Cam HT and Neithalath N (2012) Strength and transport properties of concretes modified with coarse limestone powder to compensate for dilution effects. *Transportation Research Record* **2290**: 130–138.
- Carsana M, Gastaldi M, Lollini F, Redaelli E and Bertolini L (2016) Improving durability of reinforced concrete structures by recycling wet-ground MSWI bottom ash. *Materials and Corrosion* **67**(6): 573–582.
- Celik K, Jackson MD, Mancio M et al. (2014a) High-volume natural volcanic pozzolan and limestone powder as partial replacements for Portland cement in self-compacting and sustainable concrete. *Cement & Concrete Composites* **45**: 136–147, <https://doi.org/10.1016/j.cemconcomp.2013.09.003>.
- Celik K, Meral C, Mancio M, Mehta PK and Monteiro PJM (2014b) A comparative study of self-consolidating concretes incorporating high-volume natural pozzolan or high-volume fly ash. *Construction and Building Materials* **67**: 14–19, <https://doi.org/10.1016/j.conbuildmat.2013.11.065>.
- Celik K, Meral C, Gursel AP et al. (2015) Mechanical properties, durability, and life-cycle assessment of self-consolidating concrete mixtures made with blended Portland cements containing fly ash and limestone powder. *Cement & Concrete Composites* **56**: 59–72, <https://doi.org/10.1016/j.cemconcomp.2014.11.003>.
- CEN (European Committee for Standardization) (2011) EN 197-1: Cement – Part 1: Composition, specifications and conformity criteria for common cements. CEN, Brussels, Belgium.
- Chaussadent T, Raharinaivo A, Grimaldi G, Arligue G and Escadeillas G (1997) Study of reinforced concrete slabs after three years of cathodic protection under severe conditions. *Materials and Structures* **30**(7): 399–403.
- Chen HJ, Yang TY and Tang CW (2009) Strength and durability of concrete in hot spring environments. *Computers and Concrete* **6**(4): 269–280.
- Chiker T, Aggoun S, Houari H and Siddique R (2016) Sodium sulfate and alternative combined sulfate/chloride action on ordinary and self-consolidating PLC-based concretes. *Construction and Building Materials* **106**: 342–348, <https://doi.org/10.1016/j.conbuildmat.2015.12.123>.
- Climent MA, de Vera G, López JF, Viqueira E and Andrade C (2002) A test method for measuring chloride diffusion coefficients through nonsaturated concrete: Part I. The instantaneous plane source diffusion case. *Cement and Concrete Research* **32**(7): 1113–1123.
- Climent MA, Sanchez de Rojas MJ, de Vera G and Garces P (2006) Effect of type of anodic arrangements on efficiency of electrochemical chloride removal from concrete. *ACI Materials Journal* **103**(4): 243–250.
- Cochet G and Jesus B (1991) Diffusion of chloride ions in Portland cement filler mortars. *Proceedings of International Conference on Blended Cements in Construction, Sheffield, UK* (Swamy RN (ed.)). Elsevier Applied Science, Barking, UK, pp. 365–376.
- Corinaldesi V and Moriconi G (2004) Durable fiber reinforced self-compacting concrete. *Cement and Concrete Research* **34**(2): 249–254.
- Cost VT, Knight G, Wilson W, Shannon J and Howard IL (2013) Performance of typical concrete mixtures for transportation structures as influenced by Portland-limestone cements from five sources. *Proceedings of International Concrete Sustainability Conference, San Francisco, CA, USA*.
- Courard L, Degeimbre R, Darimont A et al. (2005) Some effects of limestone fillers as a partial substitute for cement in mortar composition. *Proceedings of ConMat'05, 3rd International Conference on Construction Materials: Performance, Innovations and Structural Implications, Vancouver, Canada*, Theme 3 – chapter 5 (de Schutter G and Boel V (eds)). University of British Columbia, Vancouver, BC, Canada.
- Courard L and Michel F (2014) Limestone fillers cement based composites: effects of blast furnace slags on fresh and hardened properties. *Construction and Building Materials* **51**: 439–445, <https://doi.org/10.1016/j.conbuildmat.2013.10.076>.
- CSA (Canadian Standards Association) (2013) CAN/CSA A3001: Cementitious materials for use in concrete. CSA, Toronto, ON, Canada.
- CSWP (Concrete Society Working Party) (2011) *Cementitious Materials. The Effect of GGBS, Fly Ash, Silica Fume and Limestone Fines on the Properties of Concrete*. Concrete Society, Camberley, UK, Technical report 74.
- Dave N, Misra AK, Srivastava A and Kaushik SK (2016) Experimental analysis of strength and durability properties of quaternary cement binder and mortar. *Construction and Building Materials* **107**: 117–124, <https://doi.org/10.1016/j.conbuildmat.2015.12.195>.
- Deja J, Malolepszy J and Jaskiewicz G (1991) Influence of chloride corrosion on the durability of reinforcement in the concrete. In *Durability of Concrete, Proceedings of the 2nd International*

- Conference, Montreal, Canada. American Concrete Institute, Detroit, MI, USA, vol. 1, No. SP 126–27, pp. 511–525.
- Demis S and Papadakis VG (2011) A comparative assessment of the effect of cement type on concrete durability. *Proceedings of the 13th International Congress on the Chemistry of Cement, Madrid, Spain*.
- Demis S and Papadakis VG (2012) A software-assisted comparative assessment of the effect of cement type on concrete carbonation and chloride ingress. *Computers & Concrete* **10(4)**: 391–407.
- Demis S, Efstathiou MP and Papadakis VG (2014) Computer-aided modeling of concrete service life. *Cement & Concrete Composites* **47**: 9–18, <https://doi.org/10.1016/j.cemconcomp.2013.11.004>.
- Detwiler RJ and Tennis PD (1996) *The Use of Limestone in Portland Cement: A State-of-the-Art Review*. Portland Cement Association, Skokie, IL, USA, No. RP118, RP118.02T.
- Dhir RK and Hewlett PC (2008) Cement: a question of responsible use. *Concrete* **42(7)**: 40–42; **42**: 11–12.
- Dhir RK, Jones MR, Ahmed HEH and Seneviratne AMG (1990) Rapid estimation of chloride diffusion coefficient in concrete. *Magazine of Concrete Research* **42(152)**: 177–185, <http://dx.doi.org/10.1680/mac.1990.42.152.177>.
- Dhir RK, Tittle PAJ and McCarthy MJ (2000) Role of cement content in specifications for durability of concrete – a review. *Concrete* **34(10)**: 68–76.
- Dhir RK, McCarthy MJ, Zhou S and Tittle PAJ (2004) Role of cement content in specifications for concrete durability: cement type influences. *Proceedings of the Institution of Civil Engineers – Structures and Buildings* **157(2)**: 113–127, <http://dx.doi.org/10.1680/stbu.2004.157.2.113>.
- Dhir RK, McCarthy MJ, Tittle PA and Zhou S (2006) Role of cement content in specifications for concrete durability: aggregate type influences. *Proceedings of the Institution of Civil Engineers – Structures and Buildings* **159(4)**: 229–242, <http://dx.doi.org/10.1680/stbu.2006.159.4.229>.
- Dhir RK, Limbachiya MC, McCarthy MJ and Chaipanich A (2007) Evaluation of Portland limestone cements for use in concrete construction. *Materials and Structures* **40(5)**: 459–473.
- Diab AM, Aliabdo AA and Mohamed IA (2015) Corrosion behaviour of reinforced steel in concrete with ground limestone partial cement replacement. *Magazine of Concrete Research* **67(14)**: 747–761, <http://dx.doi.org/10.1680/mac.14.00156>.
- Diab AM, Mohamed IA and Aliabdo AA (2016) Impact of organic carbon on hardened properties and durability of limestone cement concrete. *Construction and Building Materials* **102**: 688–698, <https://doi.org/10.1016/j.conbuildmat.2015.10.182>.
- Dogan UA and Ozkul MH (2015) The effect of cement type on long-term transport properties of self-compacting concretes. *Construction and Building Materials* **96**: 641–647, <https://doi.org/10.1016/j.conbuildmat.2015.08.097>.
- Ekolu SO and Murugan S (2012) Durability index performance of high strength concretes made based on different standard Portland cements. *Advances in Materials Science and Engineering* **2012**: 410909, <http://dx.doi.org/10.1155/2012/410909>.
- Elgalhud AA, Dhir RK and Ghataora G (2016) Limestone addition effects on concrete porosity. *Cement & Concrete Composites* **72**: 222–234, <https://doi.org/10.1016/j.cemconcomp.2016.06.006>.
- Elgalhud AA, Dhir RK and Ghataora G (2017) Carbonation resistance of concrete: limestone addition effect. *Magazine of Concrete Research* **69(2)**: 84–106, <http://dx.doi.org/10.1680/jmacr.16.00371>.
- Faustino P, Brás A and Ripper T (2014) Corrosion inhibitors' effect on design service life of RC structures. *Construction and Building Materials* **53**: 360–369, <https://doi.org/10.1016/j.conbuildmat.2013.11.098>.
- Fayala I, Dhouibi L, Nóvoa XR and Ouezdou MB (2013) Effect of inhibitors on the corrosion of galvanized steel and on mortar properties. *Cement & Concrete Composites* **35(1)**: 181–189.
- Figueiras H, Nunes S, Coutinho JS and Figueiras J (2009) Combined effect of two sustainable technologies: self-compacting concrete (SCC) and controlled permeability formwork (CPF). *Construction and Building Materials* **23(7)**: 2518–2526.
- Fornasier G, Fava C, Luco LF and Zitzer L (2003) *Design of Self Compacting Concrete for Durability of Prescriptive vs. Performance-based Specifications*. American Concrete Institute, Detroit, MI, USA, Special Publication 212, pp. 197–210.
- Franzoni E, Pigino B and Pistolesi C (2013) Ethyl silicate for surface protection of concrete: performance in comparison with other inorganic surface treatments. *Cement & Concrete Composites* **44**: 69–76, <https://doi.org/10.1016/j.cemconcomp.2013.05.008>.
- Frazão C, Camões A, Barros J and Gonçalves D (2015) Durability of steel fiber reinforced self-compacting concrete. *Construction and Building Materials* **80**: 155–166, <https://doi.org/10.1016/j.conbuildmat.2015.01.061>.
- Garcés P, de Rojas MS and Climent MA (2006) Effect of the reinforcement bar arrangement on the efficiency of electrochemical chloride removal technique applied to reinforced concrete structures. *Corrosion Science* **48(3)**: 531–545.
- Gehlen C and Ludwig HM (1999) *Compliance Testing for Probabilistic Design Purposes*. Brite-Euram, Brussels, Belgium.
- Gesoğlu M, Güneyisi E, Kocabağ ME, Bayram V and Mermerdaş K (2012) Fresh and hardened characteristics of self compacting concretes made with combined use of marble powder, limestone filler, and fly ash. *Construction and Building Materials* **37**: 160–170, <https://doi.org/10.1016/j.conbuildmat.2012.07.092>.
- Ghiasiand E, Ramezaniandpour AA and Ramezaniandpour AM (2015) Influence of grinding method and particle size distribution on the properties of Portland-limestone cements. *Materials and Structures* **48(5)**: 1273–1283.
- Ghrici M, Kenai S and Said-Mansour M (2007) Mechanical properties and durability of mortar and concrete containing natural pozzolana and limestone blended cements. *Cement & Concrete Composites* **29(7)**: 542–549.
- Githachuri K and Alexander MG (2013) Durability performance potential and strength of blended Portland limestone cement concrete. *Cement & Concrete Composites* **39**: 115–121, <https://doi.org/10.1016/j.cemconcomp.2013.03.027>.
- Güneyisi E, Özturan T and Gesoğlu M (2005) A study on reinforcement corrosion and related properties of plain and blended cement concretes under different curing conditions. *Cement & Concrete Composites* **27(4)**: 449–461.
- Güneyisi E, Özturan T and Gesolu M (2006) Performance of plain and blended cement concretes against corrosion cracking. In *Measuring, Monitoring and Modeling Concrete Properties* (Konsta-Gdoutos MS (ed.)). Springer, Dordrecht, the Netherlands, pp. 189–198.
- Güneyisi E, Özturan T and Gesoğlu M (2007) Effect of initial curing on chloride ingress and corrosion resistance characteristics of concretes made with plain and blended cements. *Building and Environment* **42(7)**: 2676–2685.
- Güneyisi E, Gesoğlu M, Özturan T, Mermerdas K and Özbay E (2011) Properties of mortars with natural Pozzolana and limestone-based blended cements. *ACI Materials Journal* **108(5)**: 493–500.
- Hawkins P, Tennis PD and Detwiler RJ (2003) *The Use of Limestone in Portland Cement: A State-of-The-Art Review*. Portland Cement Association, Skokie, IL, USA.
- Holt EE, Kousa HP, Leivo MT and Vesikari EJ (2009) Deterioration by frost, chloride and carbonation interactions based on combining field station and laboratory results. *Proceedings of the 2nd*

- International Rilem Workshop on Concrete Durability and Service Life Planning, Haifa, Israel* (Kovler K (ed.)). Rilem Publications, Paris, France, pp. 123–130.
- Holt E, Kuosa H, Leivo M *et al.* (2010) Accounting for coupled deterioration mechanisms for durable concrete containing mineral by-products. *Proceedings of the 2nd International Conference on Sustainable Construction Materials and Technologies, Ancona, Italy* (Zachar J, Claisse P, Naik TR and Ganjian E (eds)), vol. 3, pp. 1631–1643.
- Hooton RD (2010) Concrete durability and sustainability as influenced by resistance to fluid ingress and selection of cementitious materials. *Proceedings of the 6th International Conference on Concrete under Severe Conditions: Environment and Loading, Merida, Yucatan, Mexico* (Banthia N (ed.)). Taylor and Francis, London, UK, pp. 99–114.
- Hooton RD (2015) Current developments and future needs in standards for cementitious materials. *Cement and Concrete Research* **78**: 165–177, <https://doi.org/10.1016/j.cemconres.2015.05.022>.
- Hooton RD, Nokken M and Thomas MDAT (2007) *Portland–Limestone Cement: State-of-the-Art Report and Gap Analysis for CSA A 3000, SN3053*. Cement Association of Canada, Toronto, ON, Canada.
- Hooton RD, Ramezani-pour A and Schutz U (2010) Decreasing the clinker component in cementing materials: performance of Portland-limestone cements in concrete in combination with SCMs. *Proceedings of the NRMCA Concrete Sustainability Conference, Tempe, AZ, USA*. National Ready Mixed Concrete Association, Silver Spring, MD, USA, pp. 1–15.
- Hornain H, Marchand J, Duhots V and Moranville-Regourd M (1995) Diffusion of chloride ions in limestone filler blended cement pastes and mortars. *Cement and Concrete Research* **25**(8): 1667–1678.
- Hossack A, Thomas MD, Barcelo L, Blair B and Delagrave A (2014) Performance of Portland limestone cement concrete pavements. *Concrete International* **36**(1): 40–45.
- Howard IL, Shannon J, Cost VT and Stovall M (2015) Davis Wade stadium expansion and renovation: performance of concrete produced with Portland-limestone cement, fly ash, and slag cement. *Journal of Materials in Civil Engineering* **27**(12): 04015044.
- Hu J and Li MY (2014) The properties of high-strength concrete containing super-fine fly ash and limestone powder. *Applied Mechanics and Materials* **477**: 926–930, <http://dx.doi.org/10.4028/www.scientific.net/AMM.477-478.926>.
- Hua X and Laleg N (2009) Impact of machine whitewater on brightness of mechanical grades. *Pulp & Paper Canada* **110**(3): 24–28.
- Irassar EF (2009) Sulfate attack on cementitious materials containing limestone filler – a review. *Cement and Concrete Research* **39**(3): 241–254.
- Irassar EF, Bonavetti V, Menhdez G, Donza H and Cabrera O (2001) *Mechanical Properties and Durability of Concrete Made With Portland Limestone Cement*. American Concrete Institute, Farmington Hills, MI, USA, ACI SP 202-27, pp. 431–450.
- Irassar EF, Bonavetti VL, Menendez G, Donza H and Carrasco MF (2006) *Durability of Ternary Blended Cements Containing Limestone Filler and GBFS*. American Concrete Institute, Farmington Hills, MI, USA, ACI SP 234-21, pp. 327–346.
- Juel I and Herfort D (2002) The mineralogy of chloride attack on concrete with limestone filler. *Proceedings of the 24th International Conference on Cement Microscopy, San Diego, CA, USA* (Jany L and Nisperos A (eds)). International Cement Microscopy Association, IL, USA, vol. 24, pp. 168–176.
- Kaewmanee K and Tangtermsirikul S (2014) Properties of binder systems containing cement, fly ash, and limestone powder. *Songklanakarinn Journal of Science and Technology* **36**(5): 569–576.
- Kathirvel P, Saraswathy V, Karthik SP and Sekar ASS (2013) Strength and durability properties of quaternary cement concrete made with fly ash, rice husk ash and limestone powder. *Arabian Journal for Science and Engineering* **38**(3): 589–598.
- Katsioti M, Pipilikaki P, Pavlou K *et al.* (2008) Study of the hydration process of quaternary blended cements and durability of the produced mortars and concretes. In *Creep, Shrinkage and Durability Mechanics of Concrete and Concrete Structures, Proceedings of the CONCREEP 8 Conference, Ise-Shima, Japan* (Tanabe *et al.* (eds)). CRC Press, Boca Raton, FL, USA, vol. 1, pp. 109–114.
- Kaur G, Singh SP and Kaushik SK (2012) Reviewing some properties of concrete containing mineral admixtures. *Indian Concrete Journal* **2012**: 35–51.
- Kenai S, Menadi B, Attar A and Khatib J (2008) Effect of crushed limestone fines on strength of mortar and durability of concrete. *Proceedings of International Conference on Construction and Building Technology (ICCBT), Kuala Lumpur, Malaysia*, pp. 205–216.
- Kobayashi K, Le Ahn D and Rokugo K (2016) Effects of crack properties and water-cement ratio on the chloride proofing performance of cracked SHCC suffering from chloride attack. *Cement & Concrete Composites* **69**: 18–27, <https://doi.org/10.1016/j.cemconcomp.2016.03.002>.
- Kuosa H, Vesikari E, Holt E and Leivo M (2008) Field and laboratory testing and service life modeling in Finland. *Proceedings of Nordic Concrete Research Workshop, Hirtshals, Denmark*, pp. 181–208.
- Kuosa H, Ferreira RM, Holt E, Leivo M and Vesikari E (2014) Effect of coupled deterioration by freeze–thaw, carbonation and chlorides on concrete service life. *Cement & Concrete Composites* **47**: 32–40, <https://doi.org/10.1016/j.cemconcomp.2013.10.008>.
- Lang E (2005) Durability aspects of CEM II/BM with blastfurnace slag and limestone. *Proceedings of Cement Combinations for Durable Concrete, Scotland, UK* (Dhir RK, Harrison TA and Newlands MD (eds)). Thomas Telford Ltd, London, UK, pp. 55–64.
- Leemann A, Loser R and Münch B (2010) Influence of cement type on ITZ porosity and chloride resistance of self-compacting concrete. *Cement & Concrete Composites* **32**(2): 116–120.
- Lemieux G, Leduc J and Dupre I (2012) Pavement preservation through the use of long-life concrete pavements while also lowering carbon footprint: Quebec case study. *Proceedings of 2012 Conference and Exhibition of the Transportation Association of Canada – Transportation: Innovations and Opportunities, Fredericton, NB, Canada*. Transportation Association of Canada, Ottawa, ON, Canada.
- Li H, Yang L, Yi Z, Tan Y and Xie Y (2014) *Correlation Research on the Electrical Resistivity of Concrete and its Other Electrical Properties*. Taylor & Francis, London, UK.
- Li JH, Tu LQ, Liu KX, Jiao YP and Qin MQ (2013) Test and study on green high-performance marine concrete containing ultra-fine limestone powder. *Applied Mechanics and Materials* **368–370**: 1112–1117, <http://dx.doi.org/10.4028/www.scientific.net/AMM.368-370.1112>.
- Li LG and Kwan AK (2015) Adding limestone fines as cementitious paste replacement to improve tensile strength, stiffness and durability of concrete. *Cement & Concrete Composites* **60**: 17–24, <https://doi.org/10.1016/j.cemconcomp.2015.02.006>.
- Livesey P (1991) Performance of limestone-filled cements. *Proceedings of International Conference on Blended Cements in Construction, Sheffield, UK* (Swamy N (ed.)). Elsevier Science Publishers, Barking, UK, pp. 1–15.
- Lollini F, Redaelli E and Bertolini L (2014) Effects of Portland cement replacement with limestone on the properties of hardened concrete. *Cement & Concrete Composites* **46**: 32–40, <https://doi.org/10.1016/j.cemconcomp.2013.10.016>.
- Lollini F, Redaelli E and Bertolini L (2015) Investigation on the effect of supplementary cementitious materials on the critical chloride

- threshold of steel in concrete. *Materials and Structures* **49**(10): 4147–4165.
- Lollini F, Redaelli E and Bertolini L (2016) A study on the applicability of the efficiency factor of supplementary cementitious materials to durability properties. *Construction and Building Materials* **120**: 284–292, <https://doi.org/10.1016/j.conbuildmat.2016.05.031>.
- Loser R and Leemann A (2007) Chloride resistance of conventionally vibrated concrete and self-compacting concrete. *Proceedings of the 5th International Rilem Symposium on Self-Compacting Concrete, Ghent, Belgium*, pp. 747–752.
- Loser R, Lothenbach B, Leemann A and Tuchschnid M (2010) Chloride resistance of concrete and its binding capacity – comparison between experimental results and thermodynamic modelling. *Cement & Concrete Composites* **32**(1): 34–42.
- Lotfy A and Al-Fayez M (2015) Performance evaluation of structural concrete using controlled quality coarse and fine recycled concrete aggregate. *Cement & Concrete Composites* **61**: 36–43, <https://doi.org/10.1016/j.cemconcomp.2015.02.009>.
- Luping T and Nilsson LO (1993) Rapid determination of the chloride diffusivity in concrete by applying an electric field. *Materials Journal* **89**(1): 49–53.
- Matos AM, Ramos T, Nunes S and Sousa-Coutinho J (2016) Durability enhancement of SCC with waste glass powder. *Materials Research* **19**(1): 67–74.
- Matthews JD (1994) Performance of limestone filler cement concrete. In *Euro-Cements: Impact of ENV 197 on Concrete Construction* (Dhir RK and Jones MR (eds)). E & FN Spon, London, UK, pp. 113–147.
- Mayfield LL (1990) Limestone additions to Portland cement – an old controversy revisited. In *Carbonate Additions to Cement* (Klieger P and Hooton RD (eds)). ASTM International, West Conshohocken, PA, USA, STP 1064, pp. 3–13.
- McNally C and Sheils E (2012) Probability-based assessment of the durability characteristics of concretes manufactured using CEM II and GGBS binders. *Construction and Building Materials* **30**: 22–29, <https://doi.org/10.1016/j.conbuildmat.2011.11.029>.
- Meddah MS, Lmbachiya MC and Dhir RK (2014) Potential use of binary and composite limestone cements in concrete production. *Construction and Building Materials* **58**: 193–205, <https://doi.org/10.1016/j.conbuildmat.2013.12.012>.
- Meira GR, Andrade C, Vilar EO and Nery KD (2014) Analysis of chloride threshold from laboratory and field experiments in marine atmosphere zone. *Construction and Building Materials* **55**: 289–298, <https://doi.org/10.1016/j.conbuildmat.2014.01.052>.
- Menadi B and Kenai S (2011) *Effect of Cement Type on the Transport Properties of Crushed Sand Concrete*. IEEE, Piscataway, NJ, USA, pp. 6318–6321.
- Menéndez G, Bonavetti VL and Irassar EF (2007) Ternary blend cements concrete, Part II: transport mechanism. *Materiales de Construcción* **57**(285): 31–43.
- Mohammadi J and South W (2016) Effect of up to 12% substitution of clinker with limestone on commercial grade concrete containing supplementary cementitious materials. *Construction and Building Materials* **115**: 555–564, <https://doi.org/10.1016/j.conbuildmat.2016.04.071>.
- Moir GK and Kelham S (1993) *Durability 1, Performance of Limestone-Filled Cements: Report of the Joint BRE/BCA/Cement Industry Working Party*. Building Research Establishment, Watford, UK, pp. 7.1–7.78.
- Moir GK and Kelham S (1999) Developments in the manufacture and use of Portland limestone cement. In *High-Performance Concrete, Proceedings of ACI International Conference* (Malhotra VM (ed.)). American Concrete Institute, Farmington Hills, MI, USA, ACI SP 172, pp. 797–820.
- Moukwa M (1989) Penetration of chloride ions from sea water into mortars under different exposure conditions. *Cement and Concrete Research* **19**(6): 894–904.
- MS (Mexican Standard) (2014) *NMX-C-414-ONNCCE-2014: Building industry, hydraulic cement, specifications and test methods*. MS, ONNCCE, SC, Mexico City, Mexico.
- Müller C (2012) Use of cement in concrete according to European standard EN 206-1. *HBRC Journal* **8**(1): 1–7.
- Müller C and Lang E (2006) Durability of concrete made with Portland-limestone and Portland composite cements CEM II-M (S-LL). *Concrete Technology Reports* **2004–2006**: 29–53.
- Nanukuttan SV, Basheer PAM and Robinson DJ (2006) Further developments of the permit ion migration test for determining the chloride diffusivity of concrete. *Proceedings of Structural Faults and Repair 06, Edinburgh, UK* (Forde MC (ed.)). Engineering Technic Press, Edinburgh, Scotland.
- Nordtest (1995) NT Build 443: Concrete, hardened: accelerated chloride penetration. Nordtest, Taastrup, Denmark.
- Nordtest (1999) NT Build 492: Concrete, mortar and cement-based repair materials: Chloride migration coefficient from non-steady-state migration experiments. Nordtest, Taastrup, Denmark.
- Ormellesse M, Berra M, Bolzoni F and Pastore T (2006) Corrosion inhibitors for chlorides induced corrosion in reinforced concrete structures. *Cement and Concrete Research* **36**(3): 536–547.
- Page C, Short NR and El Tarras A (1981) Diffusion of chloride ions in hardened cement pastes. *Cement and Concrete Research* **11**(3): 395–406.
- Palm S, Proske T, Rezvani M et al. (2016) Cements with a high limestone content—Mechanical properties, durability and ecological characteristics of the concrete. *Construction and Building Materials* **119**: 308–318, <https://doi.org/10.1016/j.conbuildmat.2016.05.009>.
- Pavoine A, Harbec D, Chaussadent T, Tagnit-Hamou A and Divet L (2014) Impact of alternative cementitious material on mechanical and transfer properties of concrete. *ACI Materials Journal* **111**(3): 1–6.
- Persson B (2001) *Assessment of the Chloride Migration Coefficient, Internal Frost Resistance, Salt Frost Scaling and Sulphate Resistance of Self-Compacting Concrete: With Some Interrelated Properties*. Division of Building Materials, LTH, Lund University, Lund, Sweden, Report TVBM.
- Persson B (2004) Chloride migration coefficient of self-compacting concrete. *Materials and Structures* **37**(2): 82–91.
- Phung QT, Maes N, Jacques D et al. (2015) Effect of limestone fillers on microstructure and permeability due to carbonation of cement pastes under controlled CO₂ pressure conditions. *Construction and Building Materials* **82**: 376–390, <https://doi.org/10.1016/j.conbuildmat.2015.02.093>.
- Pipilikaki P and Katsioti M (2009) Study of the hydration process of quaternary blended cements and durability of the produced mortars and concretes. *Construction and Building Materials* **23**(6): 2246–2250.
- Pourkhorshidi A, Jamshidi M and Najimi M (2010) Effects of w/c ratio on Portland limestone cement concrete. *Proceedings of the Institution of Civil Engineers – Construction Materials* **163**(2): 71–76, <http://dx.doi.org/10.1680/coma.2010.163.2.71>.
- Ramezaniapour AA and Afzali N (2015) The evaluation of concomitant use of metakaolin and limestone Portland cement to durability of HPC concrete. In *Concrete Repair, Rehabilitation and Retrofitting IV: Proceedings of the 4th International Conference on Concrete Repair, Rehabilitation and Retrofitting (ICRRR-4)* (Dehn F, Beushausen H-D, Alexander MG and Moyo P (eds)). CRC Press, Leipzig, Germany, pp. 421–428.
- Ramezaniapour AA, Ghiasvand E, Nickseresh I, Mahdikhani M and Moodi F (2009) Influence of various amounts of limestone powder

- on performance of Portland limestone cement concretes. *Cement & Concrete Composites* **31**(10): 715–720.
- Ramezaniapour AA, Ghasvand E, Nickseresht I, Moodi F and Kamel ME (2010) Engineering properties and durability of concretes containing limestone cements. *Proceedings of the 2nd International Conference on Sustainable Construction Materials and Technology, Ancona, Italy* (Zachar J, Claissse P, Naik TR and Ganjian E (eds)).
- Ramezaniapour AM, Esmaili K, Ghahari SA and Ramezaniapour AA (2014) Influence of initial steam curing and different types of mineral additives on mechanical and durability properties of self-compacting concrete. *Construction and Building Materials* **73**: 187–194, <https://doi.org/10.1016/j.conbuildmat.2014.09.072>.
- Ranc R, Moranville-Regourd M, Cochet G and Chaudouard G (1991) Durability of cements with fillers. In *Durability of Concrete, Proceedings of 2nd International Conference, Montreal, Canada* (Malhotra VM (ed.)). American Concrete Institute, Farmington Hills, MI, USA, SP 126, vol. II, pp. 1239–1257.
- Romano P, Brito PS and Rodrigues L (2013) Monitoring of the degradation of concrete structures in environments containing chloride ions. *Construction and Building Materials* **47**: 827–832, <https://doi.org/10.1016/j.conbuildmat.2013.05.042>.
- SA (Standards Australia) (2010) AS 3972: General purpose and blended cements. SA, Sydney, Australia.
- SABS (South African Bureau of Standards) (2013) SANS 50197-1: Cement Part 1: Composition, specification and conformity criteria for common cements. SABS, Pretoria, South Africa.
- Sánchez I, Nóvoa XR, De Vera G and Climent MA (2008) Microstructural modifications in Portland cement concrete due to forced ionic migration tests. Study by impedance spectroscopy. *Cement and Concrete Research* **38**(7): 1015–1025.
- Schmidt M, Middendorf B and Singh NB (2010) Blended cements (Chapter 10). In *Modern Cement Chemistry: Portland Cement Association*, Skokie, IL, USA, SP 409.
- Selih J, Tritthart J and Strupi-Suput J (2003) Durability of Portland limestone powder-cement concrete. *Proceedings of the 6th CANMET/ACI International Conference on Durability of Concrete, Greece*. American Concrete Institute, Detroit, MI, USA, pp. 147–161.
- Sezer GI (2012) Compressive strength and sulfate resistance of limestone and/or silica fume mortars. *Construction and Building Materials* **26**(1): 613–618.
- Sfikas IP, Kanellopoulos A, Trezos KG and Petrou MF (2013) Durability of similar self-compacting concrete batches produced in two different EU laboratories. *Construction and Building Materials* **40**: 207–216, <https://doi.org/10.1016/j.conbuildmat.2012.09.100>.
- Shaikh FU and Supit SW (2014) Mechanical and durability properties of high volume fly ash (HVFA) concrete containing calcium carbonate (CaCO₃) nanoparticles. *Construction and Building Materials* **70**: 309–321, <https://doi.org/10.1016/j.conbuildmat.2014.07.099>.
- Shao-Li W, Yu-Min L, Jin H and Hai-Chao M (2015) Effect of gradation of mineral admixtures on chloride permeability of concrete. In *Proceedings of International Conference on Intelligent Transportation, Big Data and Smart City (ICITBS)*. IEEE, Piscataway, NJ, USA, pp. 362–365.
- Shi Z, Geiker MR, De Weerd K et al. (2015) Durability of Portland cement blends including calcined clay and limestone: interactions with sulfate, chloride and carbonate ions. In *Calcined Clays for Sustainable Concrete* (Scrivener K and Favier A (eds)). Springer, Dordrecht, the Netherlands, pp. 133–141.
- Siad H, Mesbah HA, Mouli M, Escadeillas G and Khelafi H (2014) Influence of mineral admixtures on the permeation properties of self-compacting concrete at different ages. *Arabian Journal of Science and Engineering* **39**(5): 3641–3649.
- Siad H, Alyousif A, Keskin OK et al. (2015) Influence of limestone powder on mechanical, physical and self-healing behavior of engineered cementitious composites. *Construction and Building Materials* **99**: 1–10, <https://doi.org/10.1016/j.conbuildmat.2015.09.007>.
- Sideris KK and Anagnostopoulos NS (2013) Durability of normal strength self-compacting concretes and their impact on service life of reinforced concrete structures. *Construction and Building Materials* **41**: 491–497, <https://doi.org/10.1016/j.conbuildmat.2012.12.042>.
- Silva PR and de Brito J (2016) Durability performance of self-compacting concrete (SCC) with binary and ternary mixes of fly ash and limestone filler. *Materials and Structures* **49**(7): 1–18.
- Sistonen E, Cwirzen A and Puttonen J (2008) Corrosion mechanism of hot-dip galvanised reinforcement bar in cracked concrete. *Corrosion Science* **50**(12): 3416–3428.
- Sonebi M and Nanukuttan S (2009) Transport properties of self-consolidating concrete. *ACI Materials Journal* **106**(2): 161–166.
- Sonebi M, Stewart S and Condon J (2009) Investigation of the type of supplementary cementing materials on the durability of self-consolidating concrete. In *Tenth ACI International Conference on Recent Advances in Concrete Technology and Sustainability Issues, Seville, Spain* (Gupta P, Holland TC and Malhotra VM (eds)). American Concrete Institute, Detroit, MI, USA, Special Publication 261, pp. 157–172.
- Sotiriadis K, Tsvivilis S and Petranek V (2014) Chloride diffusion in limestone cement concrete exposed to combined chloride and sulfate solutions at low temperature. *Advanced Materials Research* **897**: 171–175, <http://dx.doi.org/10.4028/www.scientific.net/AMR.897.171>.
- SNZ (Standards New Zealand) (1991) NZS 3125:1991: Specification for Portland-limestone filler cement. SNZ, Wellington, New Zealand.
- SS (Swiss Standard) (2003) 505 no. 262/1: Concrete structures – Supplementary specifications. Appendix B: chloride resistance. Swiss Society of Engineers and Architects (SIA), Zurich, Switzerland.
- SSC (Singapore Standard Council) (2014) SS EN 197-1: Cement – Part 1: Composition, specifications and conformity criteria for common cements. SSC, Singapore.
- Streicher PE and Alexander MG (1995) A chloride conduction test for concrete. *Cement and Concrete Research* **25**(6): 1284–1294.
- Tanesi J, Bentz DP and Ardani A (2013) *Enhancing High Volume Fly Ash Concretes Using Fine Limestone Powder: Advances in Green Binder Systems*. American Concrete Institute, Farmington Hills, MI, USA, ACI SP-294.
- TCC (The Concrete Centre) (2010) *Concrete Industry Sustainability: Performance Report*. TCC, London, UK.
- Tennis PD, Thomas MDA and Weiss WJ (2011) *State-of-the-Art Report on Use of Limestone in Cements at Levels of up to 15%*. Portland Cement Association, Skokie, IL, USA, SN3148.
- Tezuka Y, Gomes D, Martins JM and Djanikian JG (1992) Durability aspects of cements with high limestone filler content. *Proceedings of the 9th International Congress on the Chemistry of Cement, New Delhi, India*, vol. 5, pp. 53–59.
- Thenepalli T, Jun AY, Han C, Ramakrishna C and Ahn JW (2015) A strategy of precipitated calcium carbonate (CaCO₃) fillers for enhancing the mechanical properties of polypropylene polymers. *Korean Journal of Chemical Engineering* **32**(6): 1009–1022.
- Thomas MD and Hooton RD (2010) *The Durability of Concrete Produced with Portland-Limestone Cement: Canadian Studies*. Portland Cement Association, Skokie, IL, USA.
- Thomas MDA, Cail K, Blair B, Delagrave A and Barcelo L (2010a) Equivalent performance with half the clinker content using PLC and SCMs. *Proceedings of Concrete Sustainability Conference*.

- National Ready Mixed Concrete Association, Phoenix, AZ, USA, pp. 1–11.
- Thomas MDA, Cail K, Blair B *et al.* (2010b) Use of low-CO₂ Portland limestone cement for pavement construction in Canada. *International Journal of Pavement Research and Technology* **3(5)**: 228–233.
- Thomas MDA, Hooton D, Cail K *et al.* (2010c) Field trials of concretes produced with Portland limestone cement. *Concrete International* **32(1)**: 35–41.
- Thomas M, Barcelo L, Blair B *et al.* (2012) Lowering the carbon footprint of concrete by reducing clinker content of cement. *Transportation Research Record* **2290**: 99–104.
- Tittarelli F and Moriconi G (2011) Comparison between surface and bulk hydrophobic treatment against corrosion of galvanized reinforcing steel in concrete. *Cement and Concrete Research* **41(6)**: 609–614.
- Truc O, Ollivier JP and Carcassès M (2000) A new way for determining the chloride diffusion coefficient in concrete from steady state migration test. *Cement and Concrete Research* **30(2)**: 217–226.
- Tsivilis S and Asprogerakas A (2010) A study on the chloride diffusion into Portland limestone cement concrete. *Materials Science Forum* **636–637**: 1355–1361, <http://dx.doi.org/10.4028/www.scientific.net/MSF.636-637.1355>.
- Tsivilis S, Batis G, Chaniotakis E, Grigoriadis G and Theodosis D (2000) Properties and behavior of limestone cement concrete and mortar. *Cement and Concrete Research* **30(10)**: 1679–1683.
- Tsivilis S, Chaniotakis E, Kakali G and Batis G (2002) An analysis of the properties of Portland limestone cements and concrete. *Cement & Concrete Composites* **24(3)**: 371–378.
- UNI (Italian Organization for Standardization) (1978) UNI 7928 (retired in 2003): Determination of penetrability of chloride ions. UNI, Milan, Italy (in Italian).
- Uysal M, Yilmaz K and Ipek M (2012) The effect of mineral admixtures on mechanical properties, chloride ion permeability and impermeability of self-compacting concrete. *Construction and Building Materials* **27(1)**: 263–270.
- Van Dam T, Smartz B and Laker T (2010) Use of performance cements (ASTM C1157) in Colorado and Utah: laboratory durability testing and case studies. *Proceedings of International Conference on Sustainable Concrete Pavements: Practices, Challenges, and Directions, Sacramento, CA, USA*.
- Federal Highway Administration, Washington, DC, USA, pp. 163–177.
- Villagrán-Zaccardi YA, Bértora A and Di Maio AA (2013) Temperature and humidity influences on the on-site active marine corrosion of reinforced concrete elements. *Materials and Structures* **46(9)**: 1527–1535.
- Villagrán-Zaccardi YA, Taus VL and Di Maio AA (2010) Time evolution of chloride penetration in blended cement concrete. *ACI Materials Journal* **107(6)**: 593–601.
- Wu K, Shi H, Xu L, Ye G and De Schutter G (2016) Microstructural characterization of ITZ in blended cement concretes and its relation to transport properties. *Cement and Concrete Research* **79**: 243–256, <https://doi.org/10.1016/j.cemconres.2015.09.018>.
- Xiao J, Gou CF and Jin YG (2009) Does Addition of Fly Ash Decrease the Chloride Diffusivities of the Concrete with Limestone Powder? In *Materials Science & Technology 2009 Conference and Exhibition (MS&T Partner Societies)*, October 25–29, Pittsburgh, PA, USA (Affatigato M (ed.)), vol. 1, pp. 82–90.
- Yamada K, Ichikawa M, Honma K, Hirao H and Mori D (2006) Possibility of thaumasite formation in marine environments. In *Durability of Concrete: Proceedings of 7th CANMET/ACI International Conference, Montreal, Canada* (Malhotra VM (ed.)). American Concrete Institute, Detroit, MI, USA, Special Publication 234, pp. 507–520.
- Younsi A, Ait-Mokhtar A and Hamami AA (2015) Investigation of some electrochemical phenomena induced during chloride migration test on cementitious materials. *European Journal of Environmental and Civil Engineering* **21(3)**: 1–16.
- Yüksel C, Mardani-Aghabaglou A, Beglarigale A, Ramyar K and Andiç-Çakır Ö (2016) Influence of water/powder ratio and powder type on alkali–silica reactivity and transport properties of self-consolidating concrete. *Materials and Structures* **49(1–2)**: 289–299.
- Zacharopoulou E, Zacharopoulou A, Sayedalhosseini A, Batis G and Tsivilis S (2013) Effect of corrosion inhibitors in limestone cement. *Materials Sciences and Applications* **4(12a)**: 12–19.
- Zhang Z, Wang Q and Chen H (2016) Properties of high-volume limestone powder concrete under standard curing and steam-curing conditions. *Powder Technology* **301**: 16–25, <https://doi.org/10.1016/j.powtec.2016.05.054>.
- Zhu W and Bartos PJ (2003) Permeation properties of self-compacting concrete. *Cement and Concrete Research* **33(6)**: 921–926.

How can you contribute?

To discuss this paper, please submit up to 500 words to the editor at journals@ice.org.uk. Your contribution will be forwarded to the author(s) for a reply and, if considered appropriate by the editorial board, it will be published as a discussion in a future issue of the journal.