

Alkynyl sulfoxides as α -sulfinyl carbene equivalents:

Barrett, Matthew; Khan, Ghulam; Davies, Paul; Grainger, Richard

DOI:

[10.1039/C7CC02244A](https://doi.org/10.1039/C7CC02244A)

License:

Creative Commons: Attribution (CC BY)

Document Version

Publisher's PDF, also known as Version of record

Citation for published version (Harvard):

Barrett, M, Khan, G, Davies, P & Grainger, R 2017, 'Alkynyl sulfoxides as α -sulfinyl carbene equivalents: Gold-catalysed oxidative cyclopropanation', *Chemical Communications*, vol. 53, no. 42, pp. 5733-5736.
<https://doi.org/10.1039/C7CC02244A>

[Link to publication on Research at Birmingham portal](#)

Publisher Rights Statement:

Checked for eligibility: 26.09.2017

General rights

Unless a licence is specified above, all rights (including copyright and moral rights) in this document are retained by the authors and/or the copyright holders. The express permission of the copyright holder must be obtained for any use of this material other than for purposes permitted by law.

- Users may freely distribute the URL that is used to identify this publication.
- Users may download and/or print one copy of the publication from the University of Birmingham research portal for the purpose of private study or non-commercial research.
- User may use extracts from the document in line with the concept of 'fair dealing' under the Copyright, Designs and Patents Act 1988 (?)
- Users may not further distribute the material nor use it for the purposes of commercial gain.

Where a licence is displayed above, please note the terms and conditions of the licence govern your use of this document.

When citing, please reference the published version.

Take down policy

While the University of Birmingham exercises care and attention in making items available there are rare occasions when an item has been uploaded in error or has been deemed to be commercially or otherwise sensitive.

If you believe that this is the case for this document, please contact UBIRA@lists.bham.ac.uk providing details and we will remove access to the work immediately and investigate.



Cite this: *Chem. Commun.*, 2017, 53, 5733

Received 24th March 2017,
Accepted 4th May 2017

DOI: 10.1039/c7cc02244a

rsc.li/chemcomm

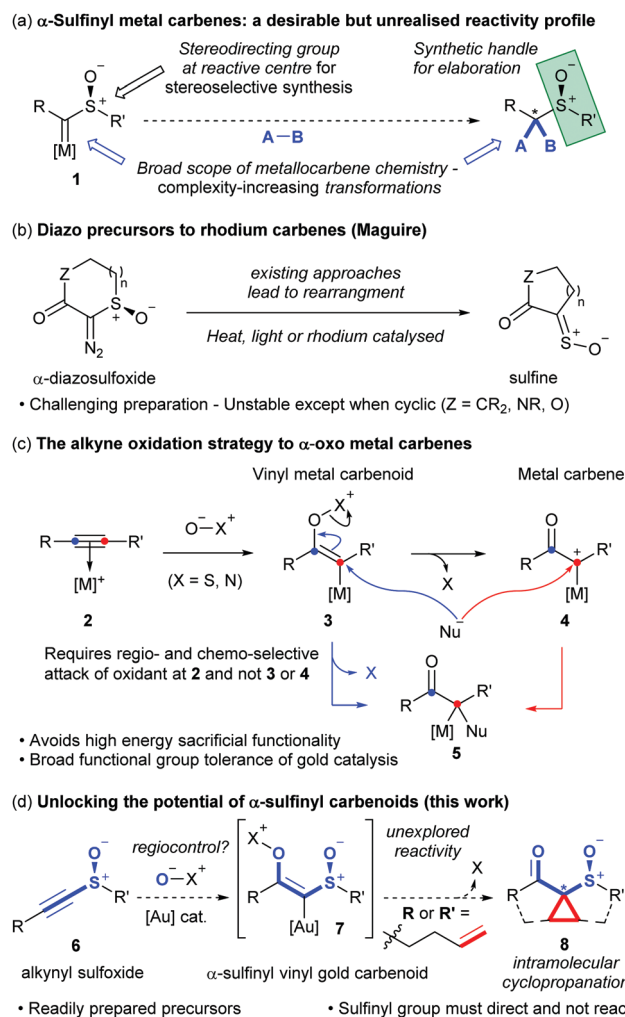
Alkynyl sulfoxides as α -sulfinyl carbene equivalents: gold-catalysed oxidative cyclopropanation†

Matthew J. Barrett, Ghulam F. Khan, Paul W. Davies * and Richard S. Grainger *

Alkynyl sulfoxides are shown to act as α -sulfinyl metalcarbene synthons under oxidative gold catalysis, enabling reactions that are not available from diazo-precursors. This strategy is exemplified in the synthesis of fused α -sulfinyl cyclopropanes.

Metalcarbenes underpin a broad range of powerful chemo- and stereoselective transformations in modern organic synthesis.¹ α -Sulfinyl metal carbenes, **1**, position a readily-elaborated functional group^{2–5} bearing a stereogenic centre at the reactive site (Scheme 1a).⁶ However this attractive proposition has yet to be realised using conventional approaches to metal carbene reactivity. Maguire and co-workers established that α -diazo sulfoxides are only isolable when constrained as part of a cyclic system and that they and their resulting α -sulfinyl rhodium carbenes undergo rapid Wolff-like rearrangement (Scheme 1b).⁷ Here we demonstrate how the reactivity patterns of α -sulfinyl carbenes can be accessed from alkynyl sulfoxides under gold catalysis.

The use of a π -acid to chemoselectively activate alkynes in the presence of a nucleophilic oxidant provides an attractive route into α -oxo metal carbene reactivity patterns without the need to install or handle diazo groups.^{8–11} One intriguing aspect is that some reactions appear to bypass the actual gold carbene **4** and proceed directly from the vinyl gold carbenoid **3** (Scheme 1c).¹² We hypothesised that broader applications of α -sulfinyl metal carbene chemistry might therefore be accessible if α -sulfinyl vinyl gold carbenoid **7** could be accessed from alkynyl sulfoxide **6**, quenched prior to expulsion of the nucleofuge, and proved less vulnerable to rearrangement than the corresponding metal carbene. This approach presents an interesting challenge as sulfoxides are effective nucleophiles and oxygen-transfer agents in the presence of alkyne–gold complexes¹³ or metal carbenes.¹⁴ For successful application



Scheme 1 Approaches to access α -sulfinyl metal carbene type reactivity.

School of Chemistry, University of Birmingham, Edgbaston, Birmingham B15 2TT, UK. E-mail: p.w.davies@bham.ac.uk, r.s.grainger@bham.ac.uk

† Electronic supplementary information (ESI) available: Experimental procedures and analytical data for new compounds. ¹H and ¹³C NMR spectra. Structural determination and additional catalysis results. CCDC 1528851. For ESI and crystallographic data in CIF or other electronic format see DOI: 10.1039/c7cc02244a

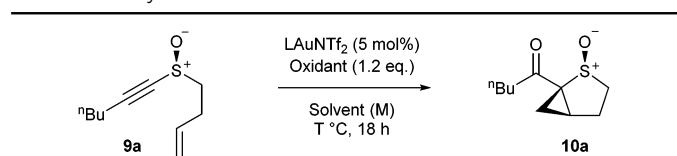
of alkynyl sulfoxide **6** as an α -sulfinyl carbene equivalent, effective π -activation and regioselective oxidation is required, but **6** and **8** must not act as nucleophilic oxidants.¹⁵



We tested this hypothesis in the oxidative cyclopropanation reaction of readily accessible ene-alkynyl sulfoxides.[‡] A reaction survey with **9a** identified that the desired cyclopropane-fused thiolane *S*-oxide was formed as an approximately 6:1 mixture of diastereomers **10a** and **10b** using 3,5-dichloropyridine-*N*-oxide (**11**) as stoichiometric oxidant in the presence of various cationic Au(I) catalysts. Phosphite, *N*-heterocyclic carbene and bulky phosphine ligands all proved effective on the gold, with SPhosAuNTf₂ giving highest yield (Table 1, entries 1–5). Dioxane proved superior to other solvents (entries 5–9) while **11** was more effective than other commonly used pyridine-*N*-oxide derivatives **12** and **13** (entries 10–13).¹⁶ Changing the temperature had little effect on dr, though conversion stalled at much lower temperatures: at 80 °C the catalyst loading could be halved with little effect, though dropping further was detrimental to conversion of **9a** (entry 10). Increasing oxidant loading saw lower yields, likely due to over-oxidation pathways (entry 11).

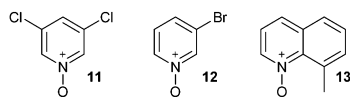
A range of ene-alkynyl sulfoxides **9a–v** were prepared to explore the effect of the alkyne substituent on the reaction (Table 2). Primary, secondary and tertiary alkyl substituents were all accommodated with good conversions at 50 °C (entries 1–6). Notably, cyclopropyl-substituted alkyne **3q** gave the same yield and d.r. at room temperature (entry 6). Aryl substituted alkynes were also more reactive, proceeding at room temperature, although higher yields were obtained under the standard conditions (entries 7–20, see ESI[†] for reactions at room temperature).

Table 1 Survey of reaction conditions



Entry	Ligand	Solvent	<i>T</i> (°C)	Oxidant	Yield of 10a ^a (%)
1	L1	Dioxane	65	11	42
2	L2	Dioxane	65	11	45
3	L3	Dioxane	65	11	47
4	L4	Dioxane	65	11	59
5	L5	Dioxane	65	11	66
6	L5	1,2-DCE	60	11	45
7	L5	THF	60	11	37
8	L5	CH ₂ Cl ₂	rt	11	26
9	L5	Toluene	60	11	39
10	L5	Dioxane	80	11	69 ^{b,c}
11	L5	Dioxane	80	11 (2.0 eq.)	54
12	L5	Dioxane	80	12	63
13	L5	Dioxane	80	13	59

^a Reactions performed on a 0.1 mmol scale; yields of the major diastereomer **10a** determined by ¹H NMR analysis of the crude reaction mixture using 1,2,4,5-tetramethylbenzene as an internal reference. Overlap prevented accurate determination of dr. ^b 62% at 2.5 mol% cat. 27% at 1.0 mol% cat. L1 = (tris(2,4-di-*tert*butylphenyl)phosphite). L2 = 1,3-bis(2,6-diisopropylphenyl)imidazol-2-ylidene. L3 = 2-dicyclohexylphosphino-2',4',6'-triisopropylbiphenyl. L4 = 2-di-*tert*butylphosphino-biphenyl. L5 = 2-dicyclohexylphosphino-2',6'-dimethoxybiphenyl (SPhos). ^c Higher concentrations afforded lower yields (42% **10a** at 0.2 M).



In these cases the d.r. was approximately 8:1 as determined by ¹H NMR analysis of the reaction mixture before purification. The aromatic substituent can be either electron-rich or -poor and will accommodate a variety of functionality across all positions. The tolerance of this chemistry is highlighted by the ready inclusion of a 3-bromothiophen-2-yl moiety (entry 20). Furthermore, the reactions of diene-alkynyl sulfoxides **9u/v** proceeded smoothly to the desired sulfur heterocycles despite the possibility of competing cycloisomerisation prior to oxidation across one or both of the two 1,6-enyne motifs embedded in the substrates (entries 21 and 22).¹⁷

The relative stereochemistry of the major diastereomers **10** and minor diastereomers **10'** were assigned using characteristic chemical shifts in the ¹H NMR spectra (see ESI[†]).

In addition a crystal structure was obtained for major diastereomer **10g** (Fig. 1),[§] confirming the NMR analysis that the sulfoxide oxygen and cyclopropyl methylene are on the same side of the thiolane ring.

The reaction of **9q**, bearing an *ortho*-isopropyl substituent, saw formation of a side-product alongside **10q** (Table 2, entry 17) although this was not isolated in sufficient quantity or purity to

Table 2 Substrate scope

Entry	R	9	<i>T</i> (°C)	Time (h)	% Yield of 10 ^a
1	ⁿ Bu	9a	50	17	72 (6:1)
2	PhCH ₂ CH ₂	9b	50	3.5	63 (6:1)
3		9c ^b	50	21	70 (10:10:1:1)
4	Cyclohexyl	9d	50	24 ^c	45 (7:1)
5	^t Bu	9e	50	25	70 (12:1)
6	Cyclopropyl	9f	50	17	86 ^d (10:1)
7	Ph	9g	65	0.75	80
8 ^e	4-MeC ₆ H ₄	9h	23	28	75
9	4-MeOC ₆ H ₄	9i	40	1	78
10 ^e	4-AcNH-C ₆ H ₄	9j	50	20	79
11	4-F ₃ CC ₆ H ₄	9k	50	17	63
12	4-MeO ₂ CC ₆ H ₄	9l	50	20	64
13	4-FC ₆ H ₄	9m	50	17	68
14	3-MeOC ₆ H ₄	9n	50	18	70
15	4-BrC ₆ H ₄	9o	50	3	74
16 ^e	2-BrC ₆ H ₄	9p	23	28	50
17	2- ⁱ Pr-C ₆ H ₄	9q	50	28	52 (7:1)
18	2-Naphthyl	9r	50	28	70
19	2-Furyl	9s	50	28	74
20		9t	50	28	73
21		9u	50	21	63 (10:1)
22		9v	50	21	65 (10:1)

^a Isolated yields after purification by column chromatography. The yields refer to a single diastereomer apart from when diastereomeric ratios are given. ^b **9c** is a 1:1 mixture of diastereomers. ^c Incomplete conversion. ^d The same yield and d.r. were obtained at room temperature. ^e 2.5 mol% SPhosAuNTf₂.



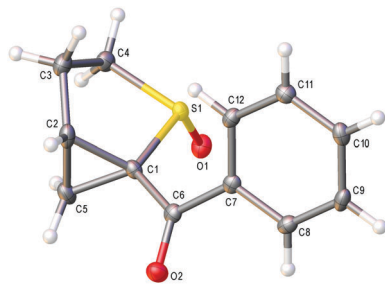


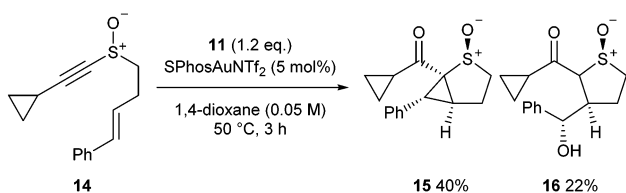
Fig. 1 X-ray crystal structure of major diastereomer **10g**.

allow full characterisation. We hypothesised that 1,5-hydride transfer from the benzylic position may be competing with cyclopropanation.¹⁸ To test this hypothesis we prepared the methylsulfoxide **12** where cyclopropanation is not possible. The formation of stilbene **13** under the standard reaction conditions is indeed consistent with 1,5-hydride transfer onto a vinyl gold carbenoid (*cf.* **7**) followed by elimination of a proton and protodeauration (Scheme 2). Key resonances in **13** also correlate to those in the side-product from **9q**.

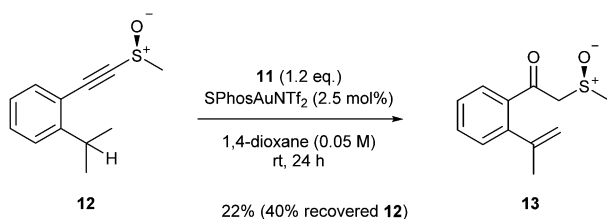
The feasibility of using a disubstituted alkene in the cyclopropanation was then explored using styrene **14** (Scheme 3). Under the standard reaction conditions the more heavily substituted cyclopropane **15** was indeed formed,¹⁹ alongside hydroxylated ring-opened product **16**. Formation of **16** is consistent with the cationic character of a gold carbenoid extending through the alkene and enabling a hydrative cyclisation in the presence of adventitious water.²⁰

A preliminary investigation shows that using alkynyl sulfoxides as α -sulfinyl carbene equivalents is not limited to sulfur heterocycle formation. Under unoptimised conditions, which saw incomplete conversion, 1,5-enyne **17** gave fused carbocyclic ring system **18** as a 1.6 : 1 mixture of diastereomers (Scheme 4).

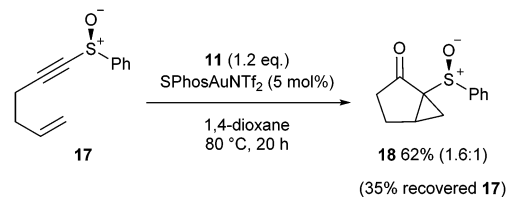
In conclusion, the synthetic limitations that have prevented access to desirable aspects of α -sulfinyl metallocarbene reactivity can be bypassed by an oxidative gold catalysis strategy using



Scheme 3 Use of 1,2-disubstituted alkene in oxidative cyclopropanation.



Scheme 2 An alternative reaction pathway consistent with 1,5-hydride transfer.



Scheme 4 Synthesis of an α -sulfinyl cyclopropyl-fused cyclopentanone.

readily accessed alkynyl sulfoxides. For the first time α -sulfinyl carbene-like activity is demonstrated through intramolecular cyclopropanation reactions, affording ring-fused cyclopropanes containing α -sulfinylcarbonyl motifs.²¹ Future work will address the use of this approach in the wider context of carbene reactivity and explore the opportunities arising from the use of enantiopure sulfoxides.²²

The authors acknowledge support from the Centre for Chemical and Materials Analysis in the School of Chemistry at University of Birmingham (UoB) and thank Dr Louise Male (UoB) for X-ray crystallography. We thank the UoB for a studentship (MJB).

Notes and references

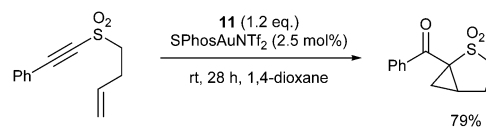
‡ All sulfoxides were prepared in the racemic series.

§ Crystal structure determination of **10g**: crystal data for $C_{12}H_{12}O_2S$ ($M = 220.28 \text{ g mol}^{-1}$): triclinic, space group $P\bar{1}$ (no. 2), $a = 6.2782(3) \text{ \AA}$, $b = 7.1917(3) \text{ \AA}$, $c = 12.4920(6) \text{ \AA}$, $\alpha = 86.275(4)^\circ$, $\beta = 75.966(4)^\circ$, $\gamma = 66.086(4)^\circ$, $V = 499.87(4) \text{ \AA}^3$, $Z = 2$, $T = 100.01(11) \text{ K}$, $\mu(\text{CuK}\alpha) = 2.667 \text{ mm}^{-1}$, $D_{\text{calc}} = 1.463 \text{ g cm}^{-3}$, 7653 reflections measured ($7.3^\circ \leq 2\theta \leq 144.236^\circ$), 1939 unique ($R_{\text{int}} = 0.0218$, $R_{\text{sigma}} = 0.0170$) which were used in all calculations. The final R_1 was 0.0390 ($I > 2\sigma(I)$) and wR_2 was 0.0963 (all data). The CIF for the crystal structure of **10g** has been deposited with the CCDC and have been given the deposition number CCDC 1528851.

- Carbene Chemistry*, ed. G. Bertrand, Fontis Media, Lausanne, Switzerland, 2002.
- For a review of the Pummerer reaction: L. H. S. Smith, S. C. Coote, H. F. Sneddon and D. J. Procter, *Angew. Chem., Int. Ed.*, 2010, **49**, 5832–5844.
- For reviews of elimination reactions of sulfoxides, see: (a) A. L. Schwan, *ChemCatChem*, 2015, **7**, 226–227; (b) M. C. Aversa, A. Barattucci, P. Bonaccorsi and P. Giannetto, *Curr. Org. Chem.*, 2007, **11**, 1034–1052. For prior work from one of us, see; (c) S. T. Bedford, R. S. Grainger, J. W. Steed and P. Tisselli, *Org. Biomol. Chem.*, 2005, **3**, 404–406; (d) R. S. Grainger, P. Tisselli and J. W. Steed, *Org. Biomol. Chem.*, 2004, **2**, 151–153.
- For recent representative examples of metal-sulfoxide exchange, see: (a) W. M. Dean, M. Šiaučiulis, T. E. Storr, W. Lewis and R. A. Stockman, *Angew. Chem., Int. Ed.*, 2016, **55**, 10013–10016; (b) P. J. Rayner, P. O'Brien and R. A. J. Horan, *J. Am. Chem. Soc.*, 2013, **135**, 8071–8077; (c) M. Hughes, T. Boulwood, G. Zeppetelli and J. A. Bull, *J. Org. Chem.*, 2013, **78**, 844–854.
- For a recent review of sulfoxide-directed C–H functionalization, see: A. P. Pulis and D. J. Procter, *Angew. Chem., Int. Ed.*, 2016, **55**, 9842–9860.
- For reviews on the application of enantiopure sulfoxides, see: (a) S. Otocka, M. Kwiatkowska, L. Madalińska and P. Kielbasiński, *Chem. Rev.*, 2017, **117**, 4147–4181; (b) M. C. Carreño, G. Hernández-Torres, M. Ribagorda and A. Urbano, *Chem. Commun.*, 2009, 6129–6144.
- (a) P. G. McCaw, N. M. Buckley, K. S. Eccles, S. E. Lawrence, A. R. Maguire and S. G. Collins, *J. Org. Chem.*, 2017, **82**, 3666–3679; (b) O. C. M. O'Sullivan, S. G. Collins, A. R. Maguire and G. Bucher, *Eur. J. Org. Chem.*, 2014, 2297–2304; (c) S. G. Collins, O. C. M. O'Sullivan, P. G. Kelleher and A. R. Maguire, *Org. Biomol. Chem.*, 2013, **11**, 1706–1725; (d) O. C. M. O'Sullivan, S. G. Collins and



- A. R. Maguire, *Synlett*, 2008, 659–662; (e) O. C. M. O'Sullivan, S. G. Collins, A. R. Maguire, M. Böhm and W. Sander, *Eur. J. Org. Chem.*, 2006, 2918–2924; (f) A. R. Maguire, S. G. Collins and A. Ford, *ARKIVOC*, 2003, 7, 96–109; (g) W. Sander, A. Strehl, A. R. Maguire, S. Collins and P. G. Kelleher, *Eur. J. Org. Chem.*, 2000, 3329–3335; (h) A. R. Maguire, P. G. Kelleher and S. E. Lawrence, *Tetrahedron Lett.*, 1998, 39, 3849–3852; (i) A. R. Maguire, P. G. Kelleher, G. Ferguson and J. F. Gallagher, *Tetrahedron Lett.*, 1998, 39, 2819–2822.
- 8 For reviews, see: (a) Z. Zheng, Z. Wang, Y. Wang and L. Zhang, *Chem. Soc. Rev.*, 2016, 45, 4448–4458; (b) H.-S. Yeom and S. Shin, *Acc. Chem. Res.*, 2014, 47, 966–977.
- 9 For examples in oxidative cyclopropanation, see: (a) H. Chen and L. Zhang, *Angew. Chem., Int. Ed.*, 2015, 54, 11775–11779; (b) K. Ji, Z. Zheng, Z. Wang and L. Zhang, *Angew. Chem., Int. Ed.*, 2015, 54, 1245–1249; (c) H.-S. Yeom and S. Shin, *Org. Biomol. Chem.*, 2013, 11, 1089–1092; (d) A. Homs, M. E. Muratore and A. M. Echavarren, *Org. Lett.*, 2015, 17, 461–463; (e) D. Qian, H. Hu, F. Liu, B. Tang, W. Ye, Y. Wang and J. Zhang, *Angew. Chem., Int. Ed.*, 2014, 53, 13751–13755; (f) K.-B. Wang, R.-Q. Ran, S.-D. Xiu and C.-Y. Li, *Org. Lett.*, 2013, 15, 2374–2377; (g) D. Vasu, H.-H. Hung, S. Bhunia, S. A. Gawade, A. Das and R.-S. Liu, *Angew. Chem., Int. Ed.*, 2011, 50, 6911–6914; (h) D. Qian and J. Zhang, *Chem. Commun.*, 2011, 47, 11152–11154 and references therein.
- 10 For prior work in this area from one of us, see: (a) M. Dos Santos and P. W. Davies, *Chem. Commun.*, 2014, 50, 6001–6004; (b) P. W. Davies, A. Cremonesi and N. Martin, *Chem. Commun.*, 2011, 47, 379–381; (c) P. W. Davies, *Pure Appl. Chem.*, 2010, 82, 1537–1544; (d) P. W. Davies and S. J. C. Albrecht, *Angew. Chem., Int. Ed.*, 2009, 48, 8372–8375.
- 11 Review of alkyne π -acid activations: A. Fürstner and P. W. Davies, *Angew. Chem., Int. Ed.*, 2007, 46, 3410.
- 12 For examples, see: (a) Ref. 10a; (b) S. Bhunia, S. Ghorpade, D. B. Huple and R.-S. Liu, *Angew. Chem., Int. Ed.*, 2012, 51, 2939–2942.
- 13 Recent examples (a) T. Matsuda, Y. Nishida, K. Yamanaka and Y. Sakurai, *Tetrahedron*, 2015, 71, 869–874; (b) M. J. Barrett, P. W. Davies and R. S. Grainger, *Org. Biomol. Chem.*, 2015, 13, 8676–8686; (c) H.-S. Yeom and S. Shin, *Org. Biomol. Chem.*, 2013, 11, 1089–1092; (d) B. Lu, Y. Li, Y. Wang, D. H. Aue, Y. Luo and L. Zhang, *J. Am. Chem. Soc.*, 2013, 135, 8512–8524 and references therein.
- 14 See ref. 13d and C. A. Witham, P. Mauleon, N. D. Shapiro, B. D. Sherry and F. D. Toste, *J. Am. Chem. Soc.*, 2007, 129, 5838–5839.
- 15 Alkynyl sulfoxides have been scarcely employed in gold catalysis. For a single example, see G. Zhang and L. Zhang, *J. Am. Chem. Soc.*, 2008, 130, 12598–12599.
- 16 (a) D. B. Huple, S. Ghorpade and R.-S. Liu, *Chem. – Eur. J.*, 2013, 19, 12965–12969; (b) R. Liu, G. N. Winston-McPherson, Z.-Y. Yang, X. Zhou, W. Song, I. A. Guzei, X. Xu and W. Tang, *J. Am. Chem. Soc.*, 2013, 135, 8201–8204.
- 17 For a review, see: R. Dorel and A. M. Echavarren, *J. Org. Chem.*, 2015, 80, 7321–7332.
- 18 In keeping with the oxidative cyclisation of *o*-benzylalkynes, where C–C bond formation precedes the elimination observed here, see ref. 12b.
- 19 The methylene protons on the non-fused cyclopropane in 15 are desymmetrised to 4 distinct resonances, consistent with an interaction with the superimposed phenyl group in an *exo* position and retention of starting alkene geometry.
- 20 For example of alkoxylation of enynes in the presence of water C. Nieto-Oberhuber, M. P. Muñoz, S. López, E. Jiménez-Núñez, C. Nevado, E. Herrero-Gómez, M. Raducan and A. M. Echavarren, *Chem. – Eur. J.*, 2006, 12, 1677–1693.
- 21 All the reaction outcomes are consistent with the sequence of sulfinyl-directed oxidation followed by cyclopropanation. For instance, an inverted order of steps would be expected to give rise to vinylcyclopropanes through fast 1,2-CH insertion from alkylalkynes.
- 22 Although not the focus of this report, analogous cyclopropane-fused sulfolanones can be prepared under the reported reaction conditions starting from the alkynyl sulfone equivalent.



For examples of gold-catalysed oxidative transformations of alkynyl sulfones see: L. Cui, G. Zhang, Y. Peng and L. Zhang, *Org. Lett.*, 2009, 11, 1225–1228 and ref. 9b.

