

Spin and wavelength multiplexed nonlinear metasurface holography

Ye, Weimin; Zeuner, Franziska ; Li, Xin; Reineke, Bernhard; He, Shan; Qiu, Cheng-wei; Liu, Juan; Wang, Yongtian; Zhang, Shuang; Zentgraf, Thomas

DOI:

[10.1038/ncomms11930](https://doi.org/10.1038/ncomms11930)

License:

Creative Commons: Attribution (CC BY)

Document Version

Publisher's PDF, also known as Version of record

Citation for published version (Harvard):

Ye, W, Zeuner, F, Li, X, Reineke, B, He, S, Qiu, C, Liu, J, Wang, Y, Zhang, S & Zentgraf, T 2016, 'Spin and wavelength multiplexed nonlinear metasurface holography', *Nature Communications*, vol. 7, 11930. <https://doi.org/10.1038/ncomms11930>

[Link to publication on Research at Birmingham portal](#)

General rights

Unless a licence is specified above, all rights (including copyright and moral rights) in this document are retained by the authors and/or the copyright holders. The express permission of the copyright holder must be obtained for any use of this material other than for purposes permitted by law.

- Users may freely distribute the URL that is used to identify this publication.
- Users may download and/or print one copy of the publication from the University of Birmingham research portal for the purpose of private study or non-commercial research.
- User may use extracts from the document in line with the concept of 'fair dealing' under the Copyright, Designs and Patents Act 1988 (?)
- Users may not further distribute the material nor use it for the purposes of commercial gain.

Where a licence is displayed above, please note the terms and conditions of the licence govern your use of this document.

When citing, please reference the published version.

Take down policy

While the University of Birmingham exercises care and attention in making items available there are rare occasions when an item has been uploaded in error or has been deemed to be commercially or otherwise sensitive.

If you believe that this is the case for this document, please contact UBIRA@lists.bham.ac.uk providing details and we will remove access to the work immediately and investigate.

ARTICLE

Received 29 Dec 2015 | Accepted 12 May 2016 | Published 16 Jun 2016

DOI: 10.1038/ncomms11930

OPEN

Spin and wavelength multiplexed nonlinear metasurface holography

Weimin Ye^{1,2,*}, Franziska Zeuner^{3,*}, Xin Li^{1,4,*}, Bernhard Reineke³, Shan He⁵, Cheng-Wei Qiu⁶, Juan Liu⁴, Yongtian Wang⁴, Shuang Zhang¹ & Thomas Zentgraf³

Metasurfaces, as the ultrathin version of metamaterials, have caught growing attention due to their superior capability in controlling the phase, amplitude and polarization states of light. Among various types of metasurfaces, geometric metasurface that encodes a geometric or Pancharatnam–Berry phase into the orientation angle of the constituent meta-atoms has shown great potential in controlling light in both linear and nonlinear optical regimes. The robust and dispersionless nature of the geometric phase simplifies the wave manipulation tremendously. Benefitting from the continuous phase control, metasurface holography has exhibited advantages over conventional depth controlled holography with discretized phase levels. Here we report on spin and wavelength multiplexed nonlinear metasurface holography, which allows construction of multiple target holographic images carried independently by the fundamental and harmonic generation waves of different spins. The nonlinear holograms provide independent, nondispersive and crosstalk-free post-selective channels for holographic multiplexing and multidimensional optical data storages, anti-counterfeiting, and optical encryption.

¹School of Physics and Astronomy, University of Birmingham, Birmingham B15 2TT, UK. ²College of Optoelectronic Science and Engineering, National University of Defense Technology, Changsha 410073, China. ³Department of Physics, University of Paderborn, Warburger Straße 100, D-33098 Paderborn, Germany. ⁴Beijing Engineering Research Center for Mixed Reality and Novel Display Technology, School of Optoelectronics, Beijing Institute of Technology, Beijing 100081, China. ⁵School of Computer Science, University of Birmingham, Birmingham B15 2TT, UK. ⁶Department of Electrical and Computer Engineering, National University of Singapore, Singapore 117583, Singapore. * These authors contributed equally to this work. Correspondence and requests for materials should be addressed to Y.W. (email: wyt@bit.edu.cn) or to S.Z. (email: s.zhang@bham.ac.uk) or to T.Z. (email: thomas.zentgraf@uni-paderborn.de).

Metasurfaces that consist of an array of function-driven artificial meta-atoms offer an opportunity to create nearly arbitrary designed linear and nonlinear susceptibility distributions^{1–15}. The meta-atoms of such tailored metasurfaces are mostly made of metal nanostructures with carefully designed symmetry, orientation and shape. In particular, meta-atoms can be designed to exhibit highly anisotropic responses such that their interaction with electromagnetic fields is strongly polarization sensitive^{6,7,10}. Recently, it was shown that such meta-atoms can store phase information within their orientations, which can be used to alter the propagation of a wavefront^{16–20}. For the so-called geometric metasurfaces, local geometric phase shifts based on a polarization conversion can be introduced by a simple rotation of the constituent meta-atoms¹⁶. Benefiting from this convenient local phase control, metasurfaces were successfully applied to demonstrate optical spin-orbit interactions, generating vortex beams, and metalenses^{19–24}. Geometric metasurfaces have been recently extended to the nonlinear optical regime for manipulating the phase of the local nonlinear polarizabilities^{25–27}. In comparison with the conventional periodic poling process of ferroelectric materials that only gives rise to binary levels of phase, the orientation-dependent nonlinear geometry phase of metasurfaces can be continuous in the entire 2π range, providing unprecedented control over the nonlinear generation process.

One important application of metasurfaces is holography. Holography is widely used to record and reconstruct wavefronts by storing and releasing the phase information. To circumvent the challenging phase-recording procedure in conventional holography, computer-generated holograms combine the advantages of computer technology and holography, so that holograms can be designed numerically to generate arbitrary predesignated holographic images of high image quality^{28–31}. Owing to efficient local phase control at the subwavelength scale, metasurfaces offer a novel approach for computer-generated holograms that challenges the conventional depth-controlled holograms in terms of both efficiency and ease of fabrication. More importantly, their subwavelength unit-cell period leads to high resolution with wide diffraction and viewing angles. Recently, three-dimensional, highly efficient, and even broadband holographic imaging has been realized by utilizing metasurfaces^{32–35}. However, an active control of the local phases is indispensable to alter the image or provide dynamic tuning. This might be very difficult to obtain due to the small structure sizes and static properties of the materials being used. Therefore, several techniques for multiplexing information into a single metasurface hologram have been demonstrated, allowing the storage of multiple images for the same illumination wavelength^{36–40}. The images are either reconstructed at different image planes or encoded in the polarization state of the light, which may result in undesired background light and low image contrast.

Here we demonstrate a nonlinear hologram in which optical information can be multiplexed in both the spin and wavelength spectrum of the output light at the same time. The metasurface hologram is realized by using a Pancharatnam–Berry phase change^{41,42}, which operates in the linear and nonlinear optical regimes simultaneously²⁶. We experimentally demonstrate that the fundamental and second-harmonic optical signals generated from a single-layer metasurface hologram provide an efficient platform to multiplex optical information. Utilizing nonlinear optical processes for holography might lead to techniques in the realization of multicolour image generation or new security identification features.

Results

Metasurface design. To demonstrate the potential of nonlinear phase generation by metasurfaces, we select split ring resonators (SRRs) as meta-atoms due to their strong polarization properties in the linear regime as well as the high second-harmonic generation efficiency^{25,41–44}. A circularly polarized incident beam with spin state σ is employed as excitation source, where $\sigma = \pm 1$ stands for left- (LCP) or right circular polarization (RCP), respectively. For a SRR with an orientation angle of φ (with respect to the laboratory frame), due to its anisotropic response, an optical beam with spin σ will experience polarization conversion, resulting in mixed spin states in the transmitted beam. Note that the orientation angle $\varphi(\mathbf{r})$ is position-dependent. The beam with $-\sigma$ acquires a geometric phase of $2\sigma\varphi$ (Fig. 1). The SRR is also a model structure for investigating second harmonic generation due to the lack of centrosymmetry. For a fundamental beam of circular polarization, second harmonic generation (SHG) signals of both spins can be generated due to the lack of rotational symmetry of the SRR. It has been shown previously that the SHG with spin σ and $-\sigma$ acquire a nonlinear Berry phase of $\sigma\varphi$ and $3\sigma\varphi$, respectively (Fig. 1)⁴⁵. Thus, by designing orientation angles $\varphi(\mathbf{r})$ of each individual antenna in a metasurface, the spatial phase distributions at the metasurface for the transmitted fundamental beam of $-\sigma$, SHG of spin σ and SHG of spin $-\sigma$ are $2\sigma\varphi(\mathbf{r})$, $\sigma\varphi(\mathbf{r})$ and $3\sigma\varphi(\mathbf{r})$, respectively. Note that the generated nonlinear phases and the allowed nonlinear conversion processes can be further manipulated by controlling and designing the rotational symmetry^{45,46} of the meta-atoms, which could empower many other advanced functionalities.

The linear and nonlinear geometric phases, corresponding to the optical signals of different frequencies and different spins, are obviously related since the three phase profiles arise from one

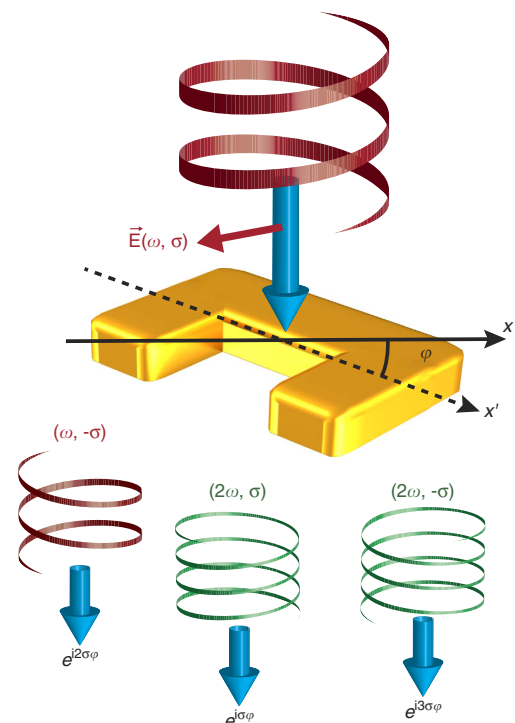


Figure 1 | Schematic illustration of the linear and nonlinear geometric phases. For a split ring resonator with an orientation angle of φ , the co-circular polarized (CP) and cross-CP components of the SHG have nonlinear geometric phases of $\sigma\varphi$ and $3\sigma\varphi$, respectively, while the transmitted fundamental cross-CP component experiences a linear geometric phase of $2\sigma\varphi$.

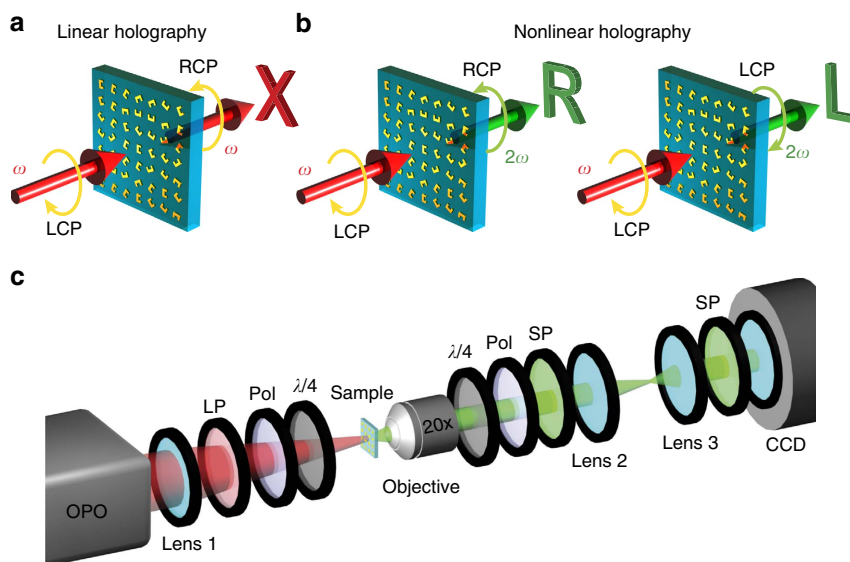


Figure 2 | Spin- and wavelength-dependent holographic images. (a) Linear optical metasurface hologram for reconstruction of the letter ‘X’ at infrared wavelengths. (b) Second harmonic generation holographic images for the reconstruction of the letters ‘R’ and ‘L’ encoded in the different circular polarization states. While the incident wave conditions are kept fixed, the second harmonic LCP wave carries the phase $-\varphi$, while the phase of the RCP wave is $-\varphi$. (c) Schematic illustration of the measurement setup for capturing the holographic images. $\lambda/4$, quarter waveplate; CCD, camera; LP, long-pass filter; OPO, optical parametric oscillator; Pol, linear polarizer; SP, short-pass filter.

single-layer metasurface. Nevertheless, three independent holographic images have been experimentally demonstrated. Such ‘conceptual conflict’ however can be explained as follows. First, for most applications only the intensity profile of the holographic image is important and no direct constraint is enforced on the phase profile of the transmitted light. As such, the phase profiles of the three holographic images can be arbitrarily manipulated to optimize the construction of three independent image intensity profiles. The second degree of freedom arises from the fact that two orientation angles of a SRR, which are separated by π ($\varphi, \varphi + \pi$), correspond to the same phase profile (2φ) for the fundamental beam of spin $-\sigma$, while they lead to different phase profiles for the SHG signals. Similarly, three orientation angles separated by $2\pi/3$ ($\varphi, \varphi \pm 2\pi/3$) correspond to the same phase profile (3φ) for the SHG with spin $-\sigma$, but distinct phases for SHG with spin σ , and fundamental beam with spin $-\sigma$. Thus, these extra degrees of freedom reduce the correlation between the holographic images formed by the three polarization-encoded linear and SHG signals. In our demonstration, we show that three independent holographic images of the letters ‘X’, ‘R’ and ‘L’ can be constructed at the same spatial area for the three transmitted optical beams with frequency/spin combinations of $(\omega, -\sigma)$, $(2\omega, -\sigma)$ and $(2\omega, \sigma)$, respectively (Fig. 2a,b). We would like to note that the three different images are read out by selecting the frequency and spin of the transmitted light without changing the polarization state of the incident light and the metasurface (Fig. 2c). Here an improved Fiducial algorithm^{28,29} is used to design the phase-only nonlinear metasurface CGH that can generate the desired images of reasonably good quality for linear and nonlinear optical signals in \mathbf{k} -space (for more details see Supplementary Fig. 1, Supplementary Table 1 and Supplementary Note 1).

Experiment. For experimental verification of our nonlinear hologram design, we fabricated SRRs by using electron beam lithography (see Methods section). Figure 3a shows the scanning electron microscopy image of the fabricated metasurface with the arrangement and orientation of the SRRs for a small area across

the metasurface. The distribution of the orientation angle among the SRRs results in a phase distribution for the linear and nonlinear signals as discussed above. An example of the corresponding phase profile of the SHG signal with the same spin (LCP) as that of incident beam is shown in Fig. 3b. Since the efficiency for SHG strongly depends on the resonant excitation of the localized Plasmon modes within the antennas, we measured the polarization-dependent linear transmission spectra of the fabricated metasurface hologram for both horizontal and vertical polarizations to determine the resonance wavelengths (Fig. 3c). The SRRs are designed to have a fundamental plasmonic mode around a wavelength of 1,100 nm (ref. 47). The measurement shows the first-order mode at 1,080 nm, which only slightly blue-shifted relative to the simulation. Due to the nearly random distribution of the orientation angles of the SRRs across the metasurface, both polarization measurements give nearly identical transmission spectra. The strongest SHG intensities are expected for fundamental wavelengths around the resonance wavelength of 1,080 nm. Furthermore, there is a second-order resonance for vertical polarization around 745 nm. As the resonance of this higher mode is considerably far away from the range where the SHG signals will be generated, we do not expect any impact of this resonance on the SHG efficiency from the metasurface. For practical purposes the SHG conversion efficiency of the SRRs can be further increased by incorporating highly nonlinear materials into the metasurface design. Recently it was shown that coupling the plasmon resonances to intersubband transitions of multiple quantum wells can enhance the SHG signal several orders of magnitude⁴⁸. In contrast, a reference sample containing only aligned SRRs shows a more pronounced polarization dependence. Here the first-order resonances of the SRR appears only for horizontally polarized incident light, while the second-order resonance shows up for vertical polarizations⁴⁷.

First we reconstruct the holographic image of the hologram for the fundamental wavelength over a broad wavelength range (Fig. 4). The holographic image produced in the Fourier space has an opposite spin to that of the incident beam. Here we measured the cross-polarized holographic image for both incident circular

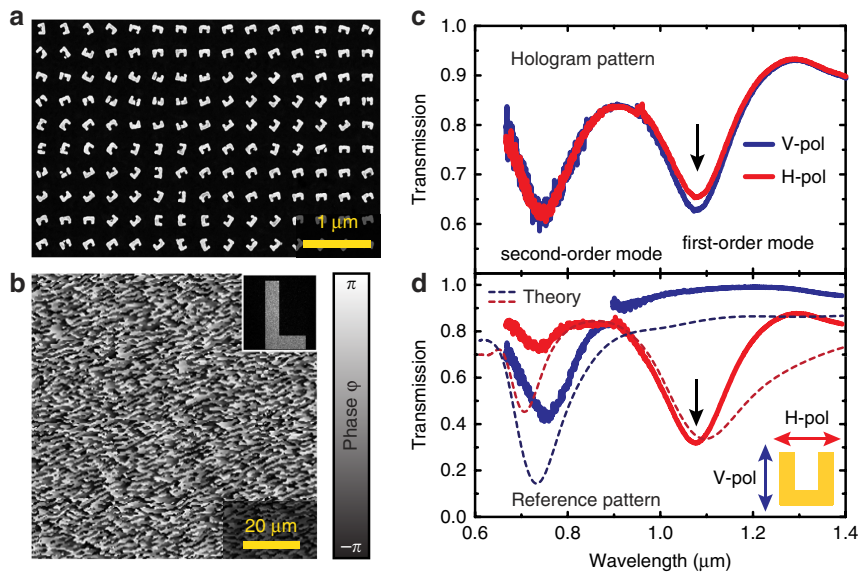


Figure 3 | Properties of the fabricated metasurface hologram. (a) Scanning electron microscopy image of a part of the fabricated metasurface. Length, width and thickness of the split ring resonators are 160, 130 and 30 nm, respectively. The period between the antennas is 360 nm in both directions. The orientation angles φ of the structures correspond to the designed phase change along the surface required for the hologram. (b) Calculated phase profile for the second-harmonic LCP wave when the fundamental wave is LCP. The inset shows the calculated holographic image from the phase profile on the hologram. (c) Measured transmission spectra for horizontal and vertical polarized incident light for the fabricated metasurfaces hologram. (d) Transmission spectra for horizontal and vertical polarized incident light of a reference sample with uniformly arranged split ring resonators.

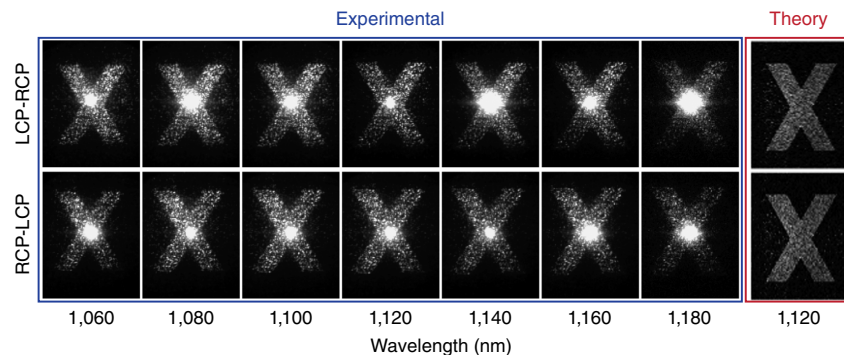


Figure 4 | Experimental investigation of holography at the fundamental wavelengths. Linear holographic image at various fundamental wavelengths is recorded when incident and measured polarizations are perpendicular. The simulated reconstructed images from the perfect phase hologram at 1,120 nm are shown at the right.

polarization states. Note that for illuminations with opposite circular polarizations, the holographic images are conjugate to each other, that is, they are symmetric about the origin in the Fourier space. Since the image itself is centrosymmetric, there appears to be no difference between two conjugate images. With the increase of the wavelength, the image size slightly increases due to the constant geometric phase for all wavelengths and the fixed period of the antennas. The bright spot in the centre of the image results from the undesired scattered light of the metasurfaces due to imperfections of the antenna structures as well as some remaining transmitted light at the incident polarization. The highest conversion efficiency for the incident light at the metasurfaces is obtained for wavelength around 1,100 nm. The efficiency for the metasurfaces hologram is significantly reduced for wavelength far away from the resonance wavelength of the antennas, and consequently the ratio between image intensity and undesired background signal is also reduced. The most right panel in Fig. 5 shows the target image based on simulation for comparison.

We next measure the spin-dependent nonlinear holographic images of the metasurface hologram at the SHG wavelengths (Fig. 5). By using a quarter-waveplate and a linear polarizer in front of the detector, SHG holographic image of each spin can be selectively obtained. For LCP light illumination at the fundamental wavelength the LCP-SHG signal of the metasurface generates an image with the letter 'L' in k -space, whereas the RCP-SHG signal generates a letter 'R'. Hence two different images are reconstructed by the nonlinear signals of opposite spins. The bright spot in the centre of the LCP-LCP images results from an insufficient suppression of the fundamental wave, which is also left circularly polarized. For the SHG signal of RCP polarization, an additional cross-polarization filter removes the fundamental background. For illumination wavelengths away from the resonant excitation of the antennas, the SHG image intensity drops and results in a reduced signal-to-noise ratio at the detector. Nevertheless, the wavelength range for obtaining a sufficient signal-to-noise ratio is much larger than for the fundamental wavelengths since no background signal at the




Figure 5 | Experimental investigation of nonlinear holography at the second harmonic frequency. Two-channel holographic images at second-harmonic wavelengths. Note that the camera images are post-processed with false colour based on the wavelength for better illustration of the results (for more details see Supplementary Note 2). Theoretically expected results for the SHG holographic image at 560 nm are shown at the rightmost column.

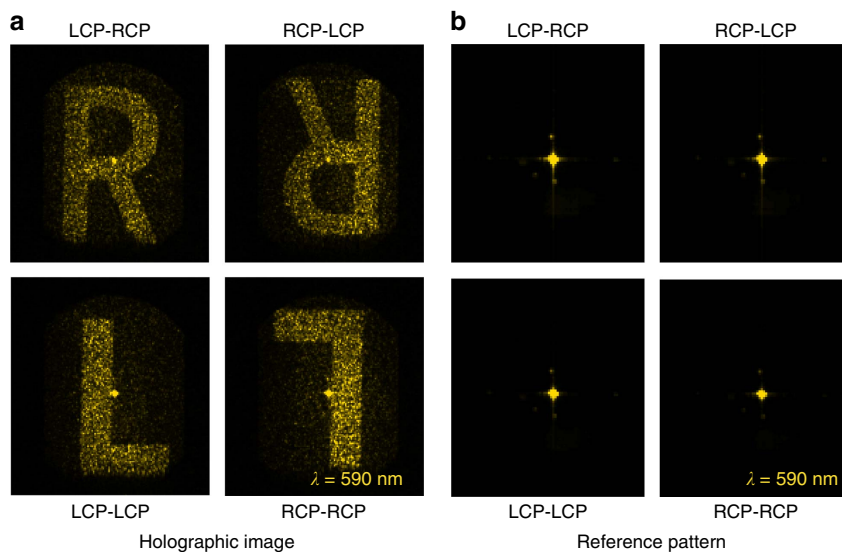


Figure 6 | SHG holographic images for different combinations of the spins of the incident and output beams. (a) Recorded Fourier plane SHG holographic images at 590 nm of the hologram pattern for various combinations of the incident and SHG circular polarization states. For a simultaneous change of the incident and output polarizations the sign of the geometrical phase changes, resulting in a conjugate image. (b) Recorded Fourier plane SHG holographic images for the reference metasurface show dominantly SHG signal at the centre of the \mathbf{k} -space.

SHG exists and the fundamental wavelength can be filtered out more efficiently. Hence the nonlinear generated images at the SHG wavelength in the visible range are very well suited for traditional silicon CCD detectors, as these detectors have a low sensitivity in the NIR but are very sensitive in the VIS.

Finally, we measure the holographic images for all the combinations of the incident circular polarization and the SHG polarization for the SHG wavelength at 590 nm (Fig. 6a). By simultaneously flipping the spins of both the incident fundamental beam and the detected SHG beam, we obtain the conjugated images as the sign of the phase is reversed. Hence the two conjugate images appear to be symmetric to each other about the origin of the \mathbf{k} -space. For comparison the same measurement is performed on the reference metasurface where all SRRs have the same orientation and generate therefore a homogeneous nonlinear phase (Fig. 6b). As expected the \mathbf{k} -space images show only a strong SHG intensity at the centre of the \mathbf{k} -space.

Discussion

We demonstrated that by utilizing nonlinear optical processes (second harmonic generation) multi-channel information capacity can be obtained for a single metasurface. Here the design of the nonlinear hologram benefits from the unique linear and

nonlinear optical properties of geometric phase metasurfaces. The various information channels can be used to encode different images within a single hologram, whereas the observation conditions determine which information channel is read out and not by the illumination conditions. Thus, with the nonlinear frequency conversion more information channels can be introduced to provide more independent information than in linear optical holography^{32–40}. Though our CGH is designed to reconstruct images in the far field (\mathbf{k} -space), the propagation function in the algorithm suggests that images can be also reconstructed in the Fresnel zone of the hologram, allowing multiplexed nonlinear three-dimensional image generation. Nonlinear metasurface holography is a promising candidate for applications in anti-counterfeiting, hidden security identification features and optical encryption. With future development in the enhancement of the conversion efficiency by utilizing highly nonlinear material systems, nonlinear holography might be even suitable for data storage and information display technology.

Methods

Sample fabrication and experimental setup. The holograms were fabricated on an ITO-coated glass substrate with standard electron-beam lithography, subsequent deposition of 2 nm chromium as adhesion layer and 30 nm gold, and lift-off process. Both linear and nonlinear imaging was done by focusing a circularly

polarized femtosecond-laser beam generated by an optical parametric oscillator of desired wavelength with an achromatic lens ($f_1 = 300$ mm) to a spot size diameter of ~ 150 μm . The lasers repetition rate was 80 MHz, its pulse duration ~ 200 fs and the used average power 100 mW for the linear imaging and 350 mW for the nonlinear imaging. For the nonlinear imaging this corresponds to an average pump intensity of ~ 2.3 kW cm^{-2} . The metasurface was illuminated at normal incidence and the generated linear and nonlinear signals were collected by an infinity corrected microscope objective ($\times 20$ magnification and $\text{NA} = 0.45$). Filters are used to discriminate the pump laser while extracting one of the nonlinear holograms with a polarization analyser. Two lenses ($f_2 = 100$ mm and $f_3 = 35$ mm) were used to image the Fourier plane after the microscope objective onto a thermo-electrically cooled CCD detector (Andor iDus). We captured the near-infrared holographic image by substituting the visible by a near-infrared polarization analyser and removing the short-pass filters.

Data availability. The data that support the findings of this study are available from the corresponding authors upon request.

References

- Yu, N. *et al.* Light propagation with phase discontinuities: generalized laws of reflection and refraction. *Science* **334**, 333–337 (2012).
- Ni, X., Emani, N. K., Kildishev, A. V., Boltasseva, A. & Shalaev, V. M. Broadband light bending with plasmonic nano antennas. *Science* **335**, 427 (2012).
- Sun, S. *et al.* Gradient-index meta-surfaces as a bridge linking propagating waves and surface waves. *Nat. Mater.* **11**, 426–431 (2012).
- Aieta, F. *et al.* Aberration-free ultrathin flat lenses and axicons at telecom wavelengths based on plasmonic metasurfaces. *Nano Lett.* **12**, 4932–4936 (2012).
- Ni, X., Ishii, S., Kildishev, A. V. & Shalaev, V. M. Ultra-thin, planar, Babinet-inverted plasmonic metalenses. *Light Sci. Appl.* **2**, e72 (2013).
- Katsa, M. A. *et al.* Giant birefringence in optical antenna arrays with widely tailorable optical anisotropy. *Proc. Natl Acad. Sci. USA* **109**, 12364–12368 (2012).
- Jiang, S.-C. *et al.* Controlling the polarization state of light with a dispersion-free metastructure. *Phys. Rev. X* **4**, 021026 (2014).
- Yu, N. & Capasso, F. Flat optics with designer metasurfaces. *Nat. Mater.* **13**, 139–150 (2014).
- Yang, Y. *et al.* Dielectric meta-reflectarray for broadband linear polarization conversion and optical vortex generation. *Nano Lett.* **14**, 1394–1399 (2014).
- Arbabi, A., Horie, Y., Bagheri, M. & Faraon, A. Dielectric metasurfaces for complete control of phase and polarization with subwavelength spatial resolution and high transmission. *Nat. Nanotechnol.* **10**, 937–943 (2015).
- Chong, K. E. *et al.* Polarization-independent silicon metadevices for efficient optical wavefront control. *Nano Lett.* **15**, 5369–5374 (2015).
- Kauranen, M. & Zayats, A. V. Nonlinear plasmonics. *Nat. Photon.* **6**, 737–748 (2012).
- Lapine, M., Shadrivov, I. V. & Kivshar, Y. S. Colloquium: nonlinear metamaterials. *Rev. Mod. Phys.* **86**, 1093 (2014).
- Wolf, O. *et al.* Phased-array sources based on nonlinear metamaterial nanocavities. *Nat. Commun.* **6**, 7667 (2015).
- Almeida, E., Shalem, G. & Prior, Y. Subwavelength nonlinear phase control and anomalous phase matching in plasmonic metasurfaces. *Nat. Commun.* **7**, 10367 (2016).
- Huang, L. *et al.* Dispersionless phase discontinuities for controlling light Propagation. *Nano Lett.* **12**, 5750–5755 (2012).
- Chen, X. *et al.* Dual-polarity plasmonic metalens for visible light. *Nat. Commun.* **3**, 1198 (2012).
- Kang, M., Feng, T., Wang, H.-T. & Li, J. Wave front engineering from an array of thin aperture antennas. *Opt. Express* **20**, 15882 (2012).
- Lin, D., Fan, P., Hasman, E. & Brongersma, M. L. Dielectric gradient metasurface optical elements. *Science* **345**, 298 (2014).
- Khorasaninejad, M. & Crozier, K. B. Silicon nanofin grating as a miniature chirality-distinguishing beam-splitter. *Nat. Commun.* **5**, 5386 (2014).
- Yin, X., Ye, Z., Rho, J., Wang, Y. & Zhang, X. Photonic spin Hall effect at metasurfaces. *Science* **339**, 1405–1407 (2013).
- Lin, J. *et al.* Polarization-controlled tunable directional coupling of surface plasmon polaritons. *Science* **340**, 331–334 (2013).
- Shitrit, N. *et al.* Spin-optical metamaterial route to spin-controlled photonics. *Science* **340**, 724–726 (2013).
- Huang, L. *et al.* Helicity dependent directional surface plasmon polariton excitation using a metasurface with interfacial phase discontinuity. *Light Sci. Appl.* **2**, e70 (2013).
- Segal, N., Keren-Zur, S., Hendler, N. & Ellenbogen, T. Controlling light with metamaterial-based nonlinear photonic crystals. *Nat. Photon.* **9**, 180–184 (2015).
- Li, G. *et al.* Continuous control of the nonlinearity phase for harmonic generations. *Nat. Mater.* **14**, 607–612 (2015).
- Tymchenko, M., Gomez-Diaz, J. S., Lee, J., Belkin, M. A. & Alù, A. Gradient nonlinear Pancharatnam-Berry metasurfaces. *Phys. Rev. Lett.* **115**, 207403 (2015).
- Akabori, H. Spectrum leveling by an iterative algorithm with a dummy area for synthesizing the kinoform. *Appl. Opt.* **25**, 802–811 (1986).
- Georgiou, A., Christmas, J., Collings, N., Moore, J. & Crossland, W. A. Aspects of hologram calculation for video frames. *J. Opt. A Pure Appl. Opt.* **10**, 035302 (2008).
- Jia, J. *et al.* Reducing the memory usage for effective computer-generated hologram calculation using compressed look-up table in full-color holographic display. *Appl. Opt.* **52**, 1404–1412 (2013).
- Pan, Y. *et al.* Fast polygon-based method for calculating computer-generated holograms in three-dimensional display. *Appl. Opt.* **52**, A290–A299 (2013).
- Walther, B. *et al.* Spatial and spectral light shaping with metamaterials. *Adv. Mater.* **24**, 6300–6304 (2012).
- Huang, L. *et al.* Three-dimensional optical holography using a plasmonic metasurface. *Nat. Commun.* **4**, 2808 (2013).
- Ni, X., Kildishev, A. V. & Shalaev, V. M. Metasurface holograms for visible light. *Nat. Commun.* **4**, 2807 (2013).
- Huang, Y.-W. *et al.* Aluminum plasmonic multicolor meta-hologram. *Nano Lett.* **15**, 3122–3127 (2015).
- Zheng, G. *et al.* Metasurface holograms reaching 80% efficiency. *Nat. Nanotechnol.* **10**, 308–312 (2015).
- Chen, W. T. *et al.* High-efficiency broadband meta-hologram with polarization-controlled dual images. *Nano Lett.* **14**, 225–230 (2013).
- Desiatov, B., Mazurski, N., Fainman, Y. & Levy, U. Polarization selective beam shaping using nanoscale dielectric metasurfaces. *Opt. Express* **23**, 22611–22618 (2015).
- Huang, L. *et al.* Broadband hybrid holographic multiplexing with geometric metasurfaces. *Adv. Mater.* **27**, 6444–6449 (2015).
- Wen, D. *et al.* Helicity multiplexed broadband metasurface holograms. *Nat. Commun.* **6**, 8241 (2015).
- Berry, M. V. Quantal phase factors accompanying adiabatic changes. *Proc. R. Soc. A* **392**, 45–57 (1984).
- Bornzon, Z., Biener, G., Kleiner, V. & Hasman, E. Space-variant Pancharatnam-Berry phase optical elements with computer-generated subwavelength gratings. *Opt. Lett.* **27**, 1141–1143 (2002).
- Klein, M. W., Enkrich, C., Wegener, M. & Linden, S. Second-harmonic generation from magnetic metamaterials. *Science* **313**, 502–504 (2006).
- Ciraci, C., Pouttrina, E., Scalora, M. & Smith, D. R. Origin of second-harmonic generation enhancement in optical split-ring resonators. *Phys. Rev. B* **85**, 201403 (2012).
- Konishi, K. *et al.* Polarization-controlled circular second-harmonic generation from metal hole arrays with threefold rotational symmetry. *Phys. Rev. Lett.* **112**, 135502 (2014).
- Chen, S. *et al.* Symmetry selective third harmonic generation from plasmonic metacrystals. *Phys. Rev. Lett.* **113**, 033901 (2014).
- Rockstuhl, C. *et al.* On the reinterpretation of resonances in split-ring-resonators at normal incidence. *Opt. Express* **14**, 8827–8836 (2006).
- Lee, J. *et al.* Giant nonlinear response from plasmonic metasurfaces coupled to intersubband transitions. *Nature* **511**, 65–69 (2014).

Acknowledgements

This work was financially supported by the Deutsche Forschungsgemeinschaft (grant nos TRR142/A05 and ZE953/7-1), EPSRC (EP/J018473/1), Leverhulme (RPG-2012-674), ERC Consolidator Grant (Topological) and the Opened Fund of the State Key Laboratory on Integrated Optoelectronics no. IOSKL2014KF12. W.Y. acknowledges the support from National Nature Science Foundation of China (grant no. 11374367). X.L., J.L. and Y.W. acknowledge financial support from the National Basic Research Program of China (973 Program grant nos 2013CB328801 and 2013CB328806), the National High Technology Research and Development Program of China (863 Program grant no. 2015AA015905) and the National Natural Science Foundation of China (61420106014 and 61235002). C.W.Q. acknowledges the support from National Research Foundation, Prime Minister's Office, Singapore under its Competitive Research Program (CRP award no. NRF-CRP15-2015-03). X.L. acknowledges financial support by the International Graduate Exchange Program of Beijing Institute of Technology.

Author contributions

W.Y., X.L., S.Z. and T.Z. conceived the idea and initiated the project. X.L., W.Y. and S.H. conducted the pattern designs and numerical simulations, B.R. fabricated the samples, F.Z. and T.Z. performed the measurements, W.Y., X.L., C.W.Q., J.L., Y.W., S.Z. and T.Z. prepared the manuscript. Y.W., S.Z. and T.Z. directed the project. All the authors analysed the data and discussed the results.

Additional information

Supplementary Information accompanies this paper at <http://www.nature.com/naturecommunications>

Competing financial interests: The authors declare no competing financial interests.

Reprints and permission information is available online at <http://npg.nature.com/reprintsandpermissions/>

How to cite this article: Ye, W. *et al.* Spin and wavelength multiplexed nonlinear metasurface holography. *Nat. Commun.* 7:11930 doi: 10.1038/ncomms11930 (2016).



This work is licensed under a Creative Commons Attribution 4.0 International License. The images or other third party material in this article are included in the article's Creative Commons license, unless indicated otherwise in the credit line; if the material is not included under the Creative Commons license, users will need to obtain permission from the license holder to reproduce the material. To view a copy of this license, visit <http://creativecommons.org/licenses/by/4.0/>