

The effects of surface tension on the initial development of a free surface adjacent to an accelerated plate

Uddin, J.; Needham, D. A J

DOI:
[10.1017/jfm.2015.307](https://doi.org/10.1017/jfm.2015.307)

License:
None: All rights reserved

Document Version
Peer reviewed version

Citation for published version (Harvard):
Uddin, J & Needham, DAJ 2015, 'The effects of surface tension on the initial development of a free surface adjacent to an accelerated plate', *Journal of Fluid Mechanics*, vol. 776, pp. 37-73.
<https://doi.org/10.1017/jfm.2015.307>

[Link to publication on Research at Birmingham portal](#)

Publisher Rights Statement:
© 2015 Cambridge University Press

Checked Feb 2016

General rights

Unless a licence is specified above, all rights (including copyright and moral rights) in this document are retained by the authors and/or the copyright holders. The express permission of the copyright holder must be obtained for any use of this material other than for purposes permitted by law.

- Users may freely distribute the URL that is used to identify this publication.
- Users may download and/or print one copy of the publication from the University of Birmingham research portal for the purpose of private study or non-commercial research.
- User may use extracts from the document in line with the concept of 'fair dealing' under the Copyright, Designs and Patents Act 1988 (?)
- Users may not further distribute the material nor use it for the purposes of commercial gain.

Where a licence is displayed above, please note the terms and conditions of the licence govern your use of this document.

When citing, please reference the published version.

Take down policy

While the University of Birmingham exercises care and attention in making items available there are rare occasions when an item has been uploaded in error or has been deemed to be commercially or otherwise sensitive.

If you believe that this is the case for this document, please contact UBIRA@lists.bham.ac.uk providing details and we will remove access to the work immediately and investigate.

The effects of surface tension on the initial development of a free surface adjacent to an accelerated plate.

J. UDDIN AND D. J. NEEDHAM

School of Mathematics, University of Birmingham, Edgbaston, Birmingham, UK

(Received 21 May 2015)

When a vertical rigid plate is uniformly accelerated horizontally from rest into an initially stationary layer of inviscid incompressible fluid, the free surface will undergo a deformation in the locality of the contact point. This deformation of the free surface will, in the early stages, cause a jet to rise up the plate. An understanding of the local structure of the free surface in the early stages of motion is vital in many situations and has been developed in detail by King & Needham (1994). In this work we consider the effects of introducing weak surface tension, characterized by the inverse Weber number \mathcal{W} , into the problem considered by King & Needham (1994). Our approach is based upon matched asymptotic expansions as $\mathcal{W} \rightarrow 0$. It is found that four asymptotic regions are needed to describe the problem. The three largest regions have analytical solutions whilst a numerical method based on finite differences is used to solve the time dependent harmonic boundary value problem in the last region. Our results identify the local structure of the jet near the vicinity of the contact point and we highlight a number of key features including the height of this jet as well as its thickness and strength. We also present some preliminary experimental results which capture the spatial structure near the contact point and we then show promising comparisons with the theoretical results obtained within this paper.

1. Introduction

An understanding of the dynamics of the impact of a layer of fluid with a solid boundary is important in a number of practical applications including any form of sea defence (e.g., the impact of a tide on a tidal barrage), dam breaking during earthquakes, sloshing in tanks and containers and in ship design. Of particular interest in such scenarios is the structure of flow in the locality of the free surface and solid boundary where typically jet formation is observed. In particular fluid-structure interactions for partially filled containers have numerous applications to the aerospace industry (Veldeman *et al.* (2007)) and to naval and air transport (Liu & Lin (2009)). In some cases, usually where the interaction is violent in nature as in splashing and ship slamming (Korobkin & Pukhnachov (1988), Purvis & Smith (2005)), the structure of the jet will evolve over a highly refined spatial and temporal scale. This may be seen, for example, in the case where a droplet impacts with finite speed on a solid substrate leading to the formation of an ejecta sheet caused by a localised pressure singularity (see Howison *et al.* (2005)). A similar scenario occurs when a solid body impacts onto a layer of fluid as investigated by Iafrati & Korobkin (2004) who considered the asymptotic structure of the flow generated by the impact of a flat plate on a liquid free surface. Whilst numerical methods provide a gateway to understanding some of the inherent features present in such problems (see Greenhow (1993)) the need for very fine spatial resolutions to accurately model the evolution of a

jet caused by an impulsively or violently moved body into a layer of fluid can be very prohibitive. Additionally, with various numerical methods available for the treatment of such fluid-structure interactions the validation of results with theoretical analysis very close to the contact point provides a good way of demonstrating the validity and applicability of a given computational model (Rebouillat & Liksonov (2010)). In all such cases an analytical approach may be useful and can be used to determine the order of magnitudes for jet thickness and strength (momentum flux).

The transient motion near the point of contact between a surface-piercing solid body and a free surface was considered by Roberts (1987) who examined the development of a dispersive wavetrain for power-law displacements of a vertical plate adjacent to the free surface. Subsequently Chwang (1983) determined the nonlinear hydrodynamic pressure on an accelerating vertical plate obtaining an analytical solution using small time expansions. An extension of the analysis of Robert (1987) to include the effects of capillarity on the train of short-wavelength dispersive waves observed near the moving boundary was presented by Joo *et al.* (1990). Norkin & Korobkin (2011) have examined the initial flow caused by an impulsively moved partially submerged circular cylinder. The full early stage structure and dynamics of a free surface interacting with an accelerated vertical rigid plate has been investigated by King & Needham (1994) and Needham *et al.* (2008). In both of these cases the fluid was considered to be inviscid and incompressible and without surface tension. King & Needham (1994) considered the case of a uniformly accelerated plate and investigated the resultant thin jet which moves up the plate. They derived an analytical solution for the flow field for small times t . This work was extended to include the case where the plate is moved impulsively by Needham, King & Billingham (2007). Recently Needham *et al.* (2008) have considered the corresponding situation where the inclination of the plate to the exterior horizontal α was generalized so as to include the cases where $\alpha \in (0, \pi/2) \cup (\pi/2, \pi)$. It was found that for the case where the angle is acute $\alpha \in (0, \pi/2)$ a jet of thickness of $O(t^2)$ as $t \rightarrow 0^+$ rises up the plate with the free surface slope at the contact point being of $O(t^{\frac{\pi}{\alpha}-2})$ as $t \rightarrow 0^+$. This is in contrast to the case when the plate is vertical where the jet has a thickness of $O(t^2 \ln t)$ and free surface slope of $O(1/\ln t)$ as $t \rightarrow 0^+$. For the case where the angle is obtuse, with $\alpha \in (\pi/2, \pi)$, it was found that the thickness of the jet was given by $O(t^\gamma)$ where $\gamma = (1 - \frac{\pi}{4\alpha})^{-1}$ with slope $O(1)$ as $t \rightarrow 0^+$. In summary therefore the jet becomes stronger and takes a much more nonlinear structure, with thickness depending on α , as α is increased through $\pi/2$. Moreover, classical solutions were only obtainable when $\alpha \in (\pi/2, \alpha_c]$ where $\alpha_c \approx 1.791 \approx 102.6^\circ$. For the special case where $\alpha = \alpha_c$ a corner forms at the contact point at $t = 0^+$ and convects self similarly into the inner region for $0 < t \ll 1$. This prevents continuation of the classical solution for angles $\alpha \in (\alpha_c, \pi)$. The effects of surface tension may allow for the possibility of classical solutions existing in the neighborhood of $t = 0^+$ when $\alpha \in (\alpha_c, \pi)$.

As a consequence, and a prelude to considering plate angles $\alpha \in (0, \pi/2) \cup (\pi/2, \pi)$, in this paper we consider the dynamics of the free surface and plate intersection point (which we henceforth refer to as the contact point) for small time t and weak surface tension, via the method of matched asymptotic expansions for the case where $\alpha = \pi/2$. The paper is organised as follows. In section 2 we formulate the governing equations and boundary conditions and establish the initial-boundary value problem (IBVP) that is to be investigated. The solution of this problem as $t \rightarrow 0^+$ is examined in section 3, which can be considered as an extension of the work of King and Needham (1994), and is necessary here to motivate and provide information for the work which follows later. In section 4 we consider the local structure of the flow near the contact point. In section 5 we introduce surface tension, characterised by the inverse Weber number \mathcal{W} ,

and consider the revised initial-boundary value problem (IBVP)', for which we examine the weak surface tension limit. This leads to a linear time dependent harmonic problem which we numerically solve in section 6. In section 7 we present the asymptotic structure of the solutions to (IBVP)' as $\mathcal{W} \rightarrow 0$ along with key characteristics of the jet close to the plate. Finally, in section 9 we present some preliminary experimental results which show both the rise of the jet at the contact point as well as the free surface profiles near the contact point and we make favourable comparisons with the theoretical results obtained in sections 7 and 8.

2. Problem Formulation

We first consider the motion of an initially stationary layer of inviscid fluid when the layer is disturbed by a bounding vertical plate accelerating from rest into the region initially occupied by the layer, as shown in Fig. 1. The forgoing analysis is an extension of Needham & King (1994) and is needed here to motivate and provide additional results for the analysis in Section 5. In particular, in this section, we consider the case where the surface tension $T = 0$. We consider this problem in the fixed Cartesian coordinates shown in Fig. 1, where x points horizontally into the fluid layer and y points vertically upwards and throughout, we measure fluid velocities relative to this rest frame. In this coordinate system the free surface can be described by $y = \eta(x, t)$ and the rigid bed by $y = -h$, where t is time and $h > 0$. Initially the fluid domain is bounded by a vertical rigid plate at $x = 0$ and the fluid lies stationary in the region $(x, y) \in [0, \infty) \times [-h, 0]$. At $t = 0$ the plate is translated in the positive x -direction with constant acceleration $a > 0$. The contact point and the bed are denoted by $(x_p(t), \eta(x_p(t), t))$ and $(x_p(t), -h)$ respectively, with $x_p(t) = \frac{1}{2}at^2$ for $t \geq 0$.

The fluid motion when $t > 0$ will be irrotational, since the fluid is at rest when $t = 0$, and hence there exists a velocity potential $\phi(x, y, t)$. We denote the fluid pressure by $p(x, y, t)$. It is convenient to introduce dimensionless variables

$$x' = x/h, \quad y' = y/h, \quad \eta' = \eta/h, \quad \phi' = \phi/h\sqrt{gh}, \quad p' = p/\rho gh, \quad t' = t\sqrt{g/h}, \quad (2.1)$$

with g being the acceleration due to gravity and ρ is the constant fluid density. For convenience in notation we henceforth drop primes. It is also convenient to introduce the coordinate \bar{x} defined by $\bar{x} = x - s(t)$ in $t \geq 0$, where, $s(t) = \frac{1}{2}\sigma t^2$ with the dimensionless parameter $\sigma = a/g$ which measures the dimensionless acceleration of the plate and is strictly positive, whilst $s(t)$ is the horizontal displacement of the vertical plate from its initial position. In the (\bar{x}, y) coordinate system the location of the plate is at $\bar{x} = 0$ for all $t \geq 0$ (note that in the (\bar{x}, y) coordinate system, with origin in the plate, we will still measure fluid velocity fields relative to the stationary frame of reference). The region occupied by the fluid, for $t \geq 0$, can be expressed as

$$\mathcal{D}(t) = \{(\bar{x}, y) \in \mathbb{R}^2 : \bar{x} > 0, \quad -1 < y < \eta(\bar{x}, t)\}. \quad (2.2)$$

It should also be noted that in this translating coordinate system we have

$$\bar{x}_p(t) = 0 \quad \text{and} \quad y_p(t) = \eta(\bar{x}_p(t), t) = \eta(0, t), \quad (2.3)$$

for $t \geq 0$. The governing field equation for this problem is given by

$$\nabla^2 \phi = 0; \quad (\bar{x}, y) \in \mathcal{D}(t), \quad t > 0. \quad (2.4)$$

At the plate we have

$$\phi_{\bar{x}} = \dot{s}(t); \quad \bar{x} = 0 \quad -1 < y < \eta(0, t), \quad t > 0. \quad (2.5)$$

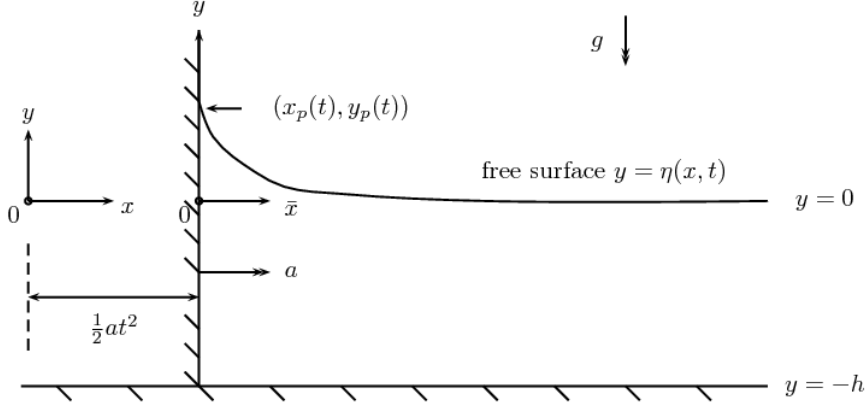


FIGURE 1. A sketch showing the displacement of the plate and the free surface at time $t > 0$. The translating coordinate system (\bar{x}, y) is also shown

The bed is impermeable so that

$$\phi_y = 0; \quad y = -1, \quad \bar{x} > 0, \quad t > 0. \quad (2.6)$$

The kinematic condition at the free surface can be written as

$$\eta_t + [\phi_{\bar{x}} - \dot{s}(t)] \eta_{\bar{x}} - \phi_y = 0; \quad y = \eta(\bar{x}, t), \quad \bar{x} > 0, \quad t > 0, \quad (2.7)$$

whilst Bernoulli's equation at the free surface, where the pressure is taken to be zero, gives the condition,

$$\phi_t - \dot{s}(t) \phi_{\bar{x}} + \frac{1}{2} |\nabla \phi|^2 + \eta = 0; \quad y = \eta(\bar{x}, t), \quad \bar{x} > 0, \quad t > 0, \quad (2.8)$$

Finally, at large distances from the plate we require,

$$|\nabla \phi| \rightarrow 0 \quad \text{as } \bar{x} \rightarrow \infty, \quad \text{uniformly for } -1 \leq y \leq \eta(\bar{x}, t), \quad t > 0, \quad (2.9)$$

$$\eta \rightarrow 0 \quad \text{as } \bar{x} \rightarrow \infty, \quad t > 0. \quad (2.10)$$

In addition to (2.4)-(2.10) we have the initial conditions,

$$\phi(\bar{x}, y, 0) = 0, \quad (\bar{x}, y) \in \bar{\mathcal{D}}(0), \quad (2.11)$$

$$\eta(\bar{x}, 0) = 0 \quad \bar{x} \geq 0. \quad (2.12)$$

The fluid pressure field can be written explicitly as

$$p = p_d - y, \quad (\bar{x}, y) \in \bar{\mathcal{D}}(t), \quad t > 0, \quad (2.13)$$

where p_d is the dynamic fluid pressure field which, via the Bernoulli equation, is given by

$$p_d = -\phi_t + \dot{s}(t) \phi_{\bar{x}} - \frac{1}{2} |\nabla \phi|^2, \quad (\bar{x}, y) \in \bar{\mathcal{D}}(t), \quad t > 0. \quad (2.14)$$

Our aim in the following two sections is to examine classical solutions to the initial-boundary value problem (2.4)-(2.14) (henceforth referred to as [IBVP]), in the sense that we impose the regularity conditions

$$\phi \in C(\bar{\mathcal{G}}) \cap C^1(\mathcal{G} \cup \partial \mathcal{G}) \cap C^2(\mathcal{G}), \quad \eta \in C(\bar{\mathcal{H}}) \cap C^1(\mathcal{H}), \quad (2.15)$$

where

$$\mathcal{G} = \{(\bar{x}, y, t) \in \mathbb{R}^3 : (\bar{x}, y) \in \mathcal{D}(t), \quad t \in (0, \infty)\}, \quad (2.16)$$

$$\partial\mathcal{G} = \{(\bar{x}, y, t) \in \mathbb{R}^3 : (\bar{x}, y) \in \bar{\mathcal{D}}(t) \setminus \mathcal{D}(t), \quad t \in (0, \infty)\}, \quad (2.17)$$

$$\mathcal{H} = \{(\bar{x}, t) \in \mathbb{R}^2 : \bar{x} \in [0, \infty), \quad t \in (0, \infty)\}. \quad (2.18)$$

3. Asymptotic structure for [IBVP] as $t \rightarrow 0^+$.

In this section we consider the asymptotic solution to [IBVP] as $t \rightarrow 0^+$. We begin by considering an outer region in which $(\bar{x}, y) \in \bar{\mathcal{D}}(t) = O(1)$ as $t \rightarrow 0^+$, after which we require an inner region to complete the structure, in which, $(\bar{x}, y) \in \bar{\mathcal{D}}(t) = o(1)$ as $t \rightarrow 0^+$.

3.1. Outer Region as $t \rightarrow 0^+$.

By considering equations (2.5) and (2.7), together with the expression for $s(t) = 1/2\sigma t^2$, we require that $\phi = O(t)$ and $\eta = O(t^2)$ as $t \rightarrow 0^+$ in the outer region. It is therefore appropriate that we introduce asymptotic expansions of the form

$$\phi(\bar{x}, y, t) = t\sigma\bar{\phi}(\bar{x}, y) + O(t^2), \quad \eta(\bar{x}, t) = t^2\bar{\eta}(\bar{x}) + O(t^3), \quad (3.1)$$

uniformly as $t \rightarrow 0^+$ in the outer region. The factor σ in (3.1) is included for algebraic convenience at a later stage. Substitution of (3.1) into [IBVP] leads to the following leading order problem for $\bar{\phi}$, namely,

$$\nabla^2 \bar{\phi} = 0; \quad (\bar{x}, y) \in \mathcal{D}(0), \quad (3.2a)$$

$$\bar{\phi}_{\bar{x}} = 1; \quad \bar{x} = 0, \quad -1 < y < 0, \quad (3.2b)$$

$$\bar{\phi}_y = 0; \quad y = -1, \quad \bar{x} > 0, \quad (3.2c)$$

$$\bar{\phi} = 0; \quad y = 0, \quad \bar{x} > 0, \quad (3.2d)$$

$$|\nabla \bar{\phi}| \rightarrow 0 \quad \text{as } \bar{x} \rightarrow \infty, \quad \text{uniformly for } -1 \leq y \leq 0, \quad (3.2e)$$

after which $\bar{\eta}$ is given by

$$\bar{\eta}(\bar{x}) = \frac{\sigma}{2} \bar{\phi}_y(\bar{x}, 0); \quad \bar{x} \geq 0. \quad (3.3)$$

Thus $\bar{\phi}$ is the solution to the harmonic boundary value problem (3.2), defined on the fixed, semi-infinite rectangular domain $\bar{\mathcal{D}}(0)$, and according to (2.15) we would require $\phi \in C(\bar{\mathcal{D}}(0)) \cap C^1(\bar{\mathcal{D}}(0)) \cap C^2(\mathcal{D}(0))$. However, a solution with this regularity cannot exist due to boundary conditions (3.2b) and (3.2d). This reflects the non-uniformity in asymptotic expansions (3.1) when $(\bar{x}, y) = o(1)$ as $t \rightarrow 0^+$. To proceed, we relax regularity for this harmonic boundary value problem to,

$$\bar{\phi} \in C(\bar{\mathcal{D}}(0)) \cap C^1(\bar{\mathcal{D}}(0) \setminus \{0, 0\}) \cap C^2(\mathcal{D}(0)) \quad \text{and} \\ |\nabla \bar{\phi}| \quad \text{has at worst an integrable singularity at } (\bar{x}, y) = (0, 0). \quad (3.4)$$

Under this regularity (3.2) has a unique solution, and this can be obtained explicitly via the method of separation of variables to give

$$\bar{\phi}(\bar{x}, y) = \frac{8}{\pi^2} \sum_{n=0}^{\infty} \frac{1}{(2n+1)^2} e^{-(n+\frac{1}{2})\pi\bar{x}} \sin[(n+\frac{1}{2})\pi y], \quad (\bar{x}, y) \in \bar{\mathcal{D}}(0), \quad (3.5)$$

after which we obtain from (3.3),

$$\bar{\eta}(\bar{x}) = \frac{2\sigma}{\pi} \sum_{n=0}^{\infty} \frac{1}{(2n+1)} e^{-(n+\frac{1}{2})\pi\bar{x}}, \quad \bar{x} > 0. \quad (3.6)$$

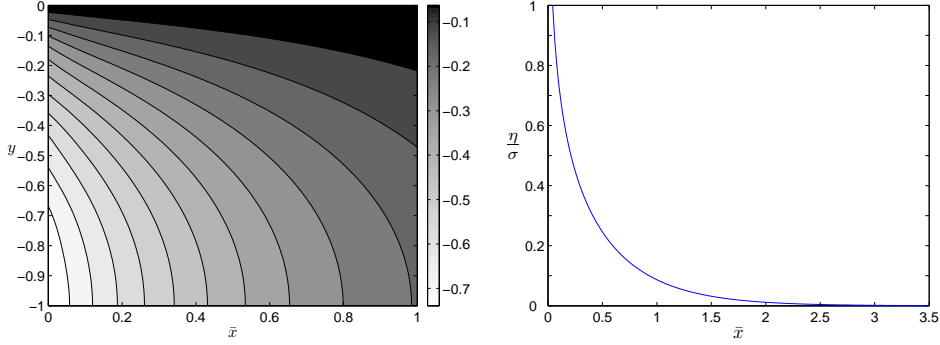


FIGURE 2. (Left) Contours of the potential $\bar{\phi}(\bar{x}, y)$ from (3.5) using $n = 8$ terms. (Right) The solution for the free surface disturbance $\bar{\eta}(\bar{x})$ from (3.7)

This infinite series may be conveniently summed to arrive at,

$$\bar{\eta}(\bar{x}) = \frac{\sigma}{\pi} \ln(\coth(\pi\bar{x}/4)) \quad \bar{x} > 0. \quad (3.7)$$

We plot contours of the potential $\bar{\phi}(\bar{x}, y)$ and the free surface disturbance $\bar{\eta}(\bar{x})$ in Figs. 2. We observe that as $\bar{x} \rightarrow 0$ we have $\bar{\eta}(\bar{x}) \rightarrow \infty$. Accordingly, we now examine the local behavior of $\bar{\phi}(\bar{x}, y)$ near the origin $(\bar{x}, y) = (0, 0)$ by solving Laplace's equation in polar coordinates in the quarter-plane $0 < r < 1$ and $-\pi/2 < \theta < 0$ (with $\bar{x} = r \cos \theta$ and $\bar{y} = r \sin \theta$) subject to the boundary conditions (3.2b) and (3.2d). It follows that the solution (3.5) must have the structure

$$\bar{\phi}(r, \theta) = -\frac{2}{\pi}(r \ln r) \sin \theta - \frac{2}{\pi}r\theta \cos \theta + \sum_{n=0}^{\infty} A_n r^{(2n+1)} \sin(2n+1)\theta, \quad (3.8)$$

with $0 \leq r < 1$ and $-\pi/2 \leq \theta \leq 0$, where $A_n \in \mathbb{R}$ are constants. This exhibits a weak singularity in $\nabla \bar{\phi}(r, \theta)$ as $r \rightarrow 0$. The local behaviour of $\bar{\phi}(\bar{x}, y)$ near $(\bar{x}, y) = (0, -1)$ can be investigated in a similar manner to establish that the solution (3.5) must have the structure

$$\bar{\phi}(\rho, \psi) = \rho \cos \psi + \sum_{n=0}^{\infty} B_n \rho^{2n} \cos 2n\psi, \quad (3.9)$$

with $0 \leq \rho < 1$ and $0 \leq \psi \leq \pi/2$ (with $\bar{x} = \rho \cos \psi$ and $y = -1 + \rho \sin \psi$) and $B_n \in \mathbb{R}$ are constants and we observe that $\nabla \bar{\phi}(\rho, \psi)$ is regular as $\rho \rightarrow 0$. On using (3.3) and (3.8) we obtain the following expression for $\bar{\eta}(\bar{x})$ as $\bar{x} \rightarrow 0$, namely

$$\bar{\eta}(\bar{x}) = -\frac{\sigma}{\pi} \ln \bar{x} - \frac{\sigma}{\pi} + \frac{\sigma A_0}{2} + O(\bar{x}^2), \quad \text{as } \bar{x} \rightarrow 0. \quad (3.10)$$

We can compare this expression with the asymptotic expansion of the closed form representation of $\bar{\eta}(\bar{x})$ as $\bar{x} \rightarrow 0$, obtained from (3.7) as

$$\bar{\eta}(\bar{x}) = -\frac{\sigma}{\pi} \ln \bar{x} + \frac{\sigma}{\pi} \ln \left(\frac{4}{\pi} \right) + O(\bar{x}^2), \quad \text{as } \bar{x} \rightarrow 0. \quad (3.11)$$

It follows from (3.10) and (3.11) that,

$$A_0 = \frac{2}{\pi} \left(1 + \ln \left(\frac{4}{\pi} \right) \right). \quad (3.12)$$

We therefore have the asymptotic forms,

$$\bar{\eta}(\bar{x}) = -\frac{\sigma}{\pi} \ln \bar{x} + \frac{\sigma}{\pi} \ln \left(\frac{4}{\pi} \right) + O(\bar{x}^2) \quad (3.13)$$

as $\bar{x} \rightarrow 0$, and,

$$\bar{\phi}(r, \theta) = -\frac{2}{\pi} (r \ln r) \sin \theta + \frac{2r}{\pi} \left[\left(1 + \ln \left(\frac{4}{\pi} \right) \right) \sin \theta - \theta \cos \theta \right] + O(r^3), \quad (3.14)$$

as $r \rightarrow 0$ uniformly for $-\pi/2 \leq \theta \leq 0$. It follows from (3.14) that

$$|\nabla \bar{\phi}(r, \theta)| = \frac{2}{\pi} |\ln r| + O((\ln r)^{-1}), \quad (3.15)$$

as $r \rightarrow 0$, uniformly for $-\pi/2 \leq \theta \leq 0$.

An examination of both (3.13) and (3.14) reveal an integrable singularity in $\nabla \bar{\phi}(r, \theta)$ as $r \rightarrow 0$ and $\bar{\eta}(\bar{x})$ as $\bar{x} \rightarrow 0$ respectively. As anticipated, we must conclude that the asymptotic expansions (3.1) in the outer region become non-uniform when $(\bar{x}, y) = o(1)$ as $t \rightarrow 0^+$. Thus, in order to obtain a uniform asymptotic representation of the solution to [IBVP], when $(\bar{x}, y) = o(1)$ as $t \rightarrow 0^+$, we must introduce an inner region in which $(\bar{x}, y) = o(1)$ as $t \rightarrow 0^+$.

3.2. Inner region as $t \rightarrow 0^+$.

In the inner region we require $(\bar{x}, y) = O(\chi(t))$, with $\chi(t) = o(1)$ as $t \rightarrow 0^+$. In order to capture the free surface in the inner region we then require $\eta = O(\chi(t))$ as $t \rightarrow 0^+$. It therefore follows from (3.11) and (3.1) that $\chi(t) = O(t^2 \ln \chi(t))$ as $t \rightarrow 0^+$, from which it follows that $\chi(t) = O(t^2(-\ln t))$ as $t \rightarrow 0^+$, and so $\eta = O(t^2(-\ln t))$ as $t \rightarrow 0^+$. An examination of (3.14) and (3.1) then requires $\phi = O(t^3(\ln t)^2)$, as $t \rightarrow 0^+$, in the inner region. We are now in a position to introduce the scaled inner coordinates (X, Y) by the transformation

$$\bar{x} = t^2(-\ln t)X, \quad y = t^2(-\ln t)Y, \quad (3.16)$$

with $(X, Y) = O(1)$ as $t \rightarrow 0^+$ in the inner region. The location of the plate in the inner region is given by $X = 0$ and in terms of the inner coordinate we denote the contact point by $(X, Y) = (0, Y_p(t))$ with $y_p(t) = t^2(-\ln t)Y_p(t)$. We now introduce the inner region asymptotic expansions from above as

$$\begin{aligned} \phi(X, Y, t) &= t^3(\ln t)^2 \phi_0(X, Y) + t^3(-\ln t)(\ln(-\ln t)) \phi_1(X, Y) + t^3(-\ln t) \phi_2(X, Y) + o(t^3 \ln t), \\ \eta(X, t) &= t^2(-\ln t) \eta_0(X) + t^2(\ln(-\ln t)) \eta_1(X) + t^2 \eta_2(X) + o(t^2), \end{aligned} \quad (3.17)$$

as $t \rightarrow 0^+$ with $X, Y, \phi_i, \eta_i = O(1)$ in the inner region. The form of the correction terms in (3.17) has been deduced via Van Dyke's (1974) asymptotic matching principle, using (3.16) together with (3.1) and (3.13). Consequently, the free surface in the inner region is located at $Y = E(X, t)$, where

$$E(X, t) = \eta_0(X) + \frac{\ln(-\ln t)}{(-\ln t)} \eta_1(X) + \frac{1}{(-\ln t)} \eta_2(X) + o\left(\frac{1}{(-\ln t)}\right), \quad X \geq 0. \quad (3.18)$$

as $t \rightarrow 0^+$.

We now rewrite the full problem [IBVP] in terms of the inner coordinates, which becomes, with $\tilde{\nabla} = (\partial/\partial X, \partial/\partial Y)$,

$$\tilde{\nabla}^2 \phi = 0; \quad X > 0, \quad -\infty < Y < E(X), \quad (3.19)$$

$$\phi_X = -\sigma t^3 \ln t; \quad X = 0, \quad -\infty < Y < E(X), \quad (3.20)$$

$$\eta_t - \left(\frac{2}{t} - \frac{1}{t \ln t} \right) X \eta_X + \frac{\eta_X \phi_X}{t^4 \ln^2 t} + \frac{\sigma t}{t^2 \ln t} \eta_X + \frac{\phi_Y}{t^2 \ln t} = 0; \quad Y = E(X), \quad X > 0, \quad (3.21)$$

$$\begin{aligned} \phi_t - \left(\frac{2X}{t} - \frac{X}{t \ln t} \right) \phi_X - \left(\frac{2Y}{t} - \frac{Y}{t \ln t} \right) \phi_Y + \frac{\sigma t}{t^2 \ln t} \phi_X \\ + \frac{1}{2t^4 \ln^2 t} |\tilde{\nabla} \phi|^2 + \eta = 0; \quad Y = E(X), \quad X > 0. \end{aligned} \quad (3.22)$$

We substitute from (3.17) into (3.19)-(3.22). At leading order we obtain a nonlinear, harmonic, free boundary problem for $\phi_0(X, Y)$ and $\eta_0(X)$, with appropriate matching conditions, which has the solution

$$\phi_0(X, Y) = \frac{4\sigma}{\pi} Y - \frac{16\sigma^2}{3\pi^2}, \quad X \geq 0, \quad -\infty < Y \leq \frac{2\sigma}{\pi}, \quad (3.23)$$

$$\eta_0(X) = \frac{2\sigma}{\pi}, \quad X \geq 0. \quad (3.24)$$

At the next order we obtain a nonlinear, harmonic, free boundary problem for $\phi_1(X, Y)$ and $\eta_1(X)$, with appropriate matching conditions, which has the solution

$$\phi_1(X, Y) = -\frac{2\sigma}{\pi} \left(Y - \frac{8\sigma}{3\pi} \right), \quad X \geq 0, \quad -\infty < Y \leq \frac{2\sigma}{\pi}, \quad (3.25)$$

$$\eta_1(X) = -\frac{\sigma}{\pi}, \quad X \geq 0. \quad (3.26)$$

We again proceed to the next order in the inner expansion (3.17). It is first convenient to introduce coordinates $(\bar{X}, \bar{Y}) = (X, -\frac{2\sigma}{\pi} + Y)$ which is simply a shift of the origin from the original inner coordinates (X, Y) . The problem for ϕ_2 and η_2 can then be written as

$$\bar{\nabla}^2 \phi_2 = 0; \quad \bar{X} > 0, \quad -\infty < \bar{Y} < 0, \quad (3.27)$$

$$\phi_{2\bar{X}} = \sigma; \quad \bar{X} = 0, \quad -\infty < \bar{Y} < 0, \quad (3.28)$$

$$2\eta_2 - 2\bar{X}\eta_{2\bar{X}} - \phi_{2\bar{Y}} = \frac{2\sigma}{\pi}; \quad \bar{Y} = 0, \quad \bar{X} > 0, \quad (3.29)$$

$$3\phi_2 - 2\bar{X}\phi_{2\bar{X}} + \frac{4\sigma}{\pi}\eta_2 = -\frac{2\sigma}{\pi} \left(1 + \frac{4\sigma}{3\pi} \right); \quad \bar{Y} = 0, \quad \bar{X} > 0. \quad (3.30)$$

Here $\bar{\nabla} = (\partial/\partial\bar{X}, \partial/\partial\bar{Y})$. Making use of Van Dyke's (1974) matching principle, and after introducing the polar coordinates $(\bar{R}, \bar{\theta})$ via $\bar{X} = \bar{R} \cos \bar{\theta}$, $\bar{Y} = \bar{R} \sin \bar{\theta}$, the asymptotic matching conditions are found to be

$$\begin{aligned} \phi_2(\bar{R}, \bar{\theta}) = -\frac{2\sigma\bar{R}}{\pi} \left[\sin \bar{\theta} \ln \bar{R} - \left(1 + \ln \left(\frac{4}{\pi} \right) \right) \sin \bar{\theta} + \bar{\theta} \cos \bar{\theta} \right] + o(\bar{R}) \quad \text{as} \\ \bar{R} \rightarrow \infty, \quad -\pi/2 \leq \bar{\theta} \leq 0, \end{aligned} \quad (3.31)$$

$$\eta_2(\bar{X}) = -\frac{\sigma}{\pi} \ln \bar{X} + \frac{\sigma}{\pi} \ln \left(\frac{4}{\pi} \right) + o(1) \quad \text{as} \quad \bar{X} \rightarrow \infty. \quad (3.32)$$

We reformulate this problem in the quarter plane $\bar{R} > 0$ and $-\pi/2 \leq \bar{\theta} \leq 0$ and make the scaling transformation $\phi_2 = -(2\sigma/\pi)\hat{\phi}$ and $\eta_2 = -(\sigma/\pi)\hat{\eta}$, after which we obtain,

$$\bar{\nabla}^2 \hat{\phi} = 0; \quad \bar{R} > 0, \quad -\pi/2 < \bar{\theta} < 0, \quad (3.33)$$

$$\hat{\phi}_{\bar{\theta}} = -\frac{\pi\bar{R}}{2}; \quad \bar{\theta} = -\pi/2, \quad \bar{R} > 0, \quad (3.34)$$

$$-\hat{\eta} + \hat{\eta}_{\bar{R}}\bar{R} + \frac{\hat{\phi}_{\bar{\theta}}}{\bar{R}} = 1; \quad \bar{\theta} = 0, \quad \bar{R} > 0, \quad (3.35)$$

$$3\hat{\phi} - 2\bar{R}\hat{\phi}_{\bar{R}} + \frac{2\sigma}{\pi}\hat{\eta} = \left(1 + \frac{4\sigma}{3\pi}\right); \quad \bar{\theta} = 0, \quad \bar{R} > 0, \quad (3.36)$$

$$\hat{\phi}(\bar{R}, \theta) = \bar{R} \left[\sin \bar{\theta} \ln \bar{R} - \left(1 + \ln \left(\frac{4}{\pi}\right)\right) \sin \bar{\theta} + \bar{\theta} \cos \bar{\theta} \right] + o(R) \\ \text{as } \bar{R} \rightarrow \infty, \quad -\pi/2 \leq \theta \leq 0, \quad (3.37)$$

$$\hat{\eta}(\bar{R}) = \ln \bar{R} - \ln \left(\frac{4}{\pi}\right) + o(1) \quad \text{as } \bar{R} \rightarrow \infty. \quad (3.38)$$

Substitution of the far field conditions (3.37) and (3.38) into (3.33), (3.35) and (3.36) allows us to deduce the terms of $o(R)$ appearing in condition (3.37), to give,

$$\hat{\phi}(\bar{R}, \theta) = \bar{R} \left[\sin \bar{\theta} \ln \bar{R} - \left(1 + \ln \left(\frac{4}{\pi}\right)\right) \sin \bar{\theta} + \bar{\theta} \cos \bar{\theta} \right] - \frac{2\sigma}{3\pi} \ln \bar{R} \\ + \frac{1}{3} \left[1 + \frac{2\sigma}{\pi} \ln \left(\frac{4}{\pi}\right) \right] + o(1) \quad \text{as } \bar{R} \rightarrow \infty, \quad -\pi/2 \leq \theta \leq 0, \quad (3.39)$$

as a refinement of the far field condition (3.37). For the inner asymptotic expansions (3.17) to satisfy the regularity conditions (2.15), we require a solution to the harmonic boundary value problem (3.33)-(3.38) which has regularity

$$\hat{\phi} \in C^1(\bar{\mathcal{T}}) \cap C^2(\mathcal{T}), \quad \hat{\eta} \in C^1([0, \infty)), \quad (3.40)$$

where $\mathcal{T} = \{(\bar{R}, \bar{\theta}) : \bar{R} > 0, \quad -\pi/2 < \bar{\theta} < 0\}$. We remark that the harmonic boundary value problem (3.37) - (3.42) is linear in the fixed quarter plane $\bar{R} \geq 0, \quad -\pi/2 < \bar{\theta} < 0$.

Before making any further progress it is worthwhile examining whether (3.33)-(3.38) will admit a solution with the regularity required by (3.40). Consideration of (3.40) implies that we must have,

$$\hat{\phi}(\bar{R}, \theta) = \hat{\phi}_0 + \bar{R}F(\bar{\theta}) + o(\bar{R}), \quad \hat{\eta}(\bar{X}) = \hat{\eta}_0 + \hat{\eta}_1\bar{X} + o(\bar{X}), \quad (3.41)$$

as $\bar{R}, \bar{X} \rightarrow 0, \quad -\pi/2 \leq \bar{\theta} \leq 0$ and with $\hat{\eta}_0$ and $\hat{\phi}_0$ as constants. On substitution from (3.41) into (3.33)-(3.36), we obtain, at leading order as $\bar{R}, \bar{X} \rightarrow 0$,

$$F(\bar{\theta}) = -\frac{\pi}{2} \cos \bar{\theta} + \bar{A} \sin \bar{\theta}, \quad -\pi/2 \leq \bar{\theta} \leq 0 \\ \hat{\phi}_0 = \frac{1}{3} \left(1 + \frac{4\sigma}{3\pi}\right) - \frac{2\sigma}{3\pi}(\bar{A} - 1), \quad \hat{\eta}_0 = \bar{A} - 1, \quad \hat{\eta}_1 = \frac{\pi^2}{4\sigma}. \quad (3.42)$$

with $\bar{A} \in \mathbb{R}$ a globally determined constant in this local near field approximation. Thus the harmonic problem (3.33)-(3.38) will certainly admit a solution with the regularity as required by (3.39) as $\bar{R}, \bar{X} \rightarrow 0$.

We now perform a numerical solution of the harmonic boundary value problem (3.33) - (3.38) using finite differences. In doing so the regularity condition (3.40) is enforced as $\bar{R} \rightarrow 0$ by using the near field asymptotic form (3.41) and (3.42) to apply the near field boundary condition

$$\hat{\phi}_{\bar{\theta}} \sin \bar{\theta} - \bar{R} \cos \bar{\theta} \hat{\phi}_{\bar{R}} = \frac{\pi}{2} \bar{R} \quad \text{on } \bar{R} = \epsilon, \quad -\pi/2 < \bar{\theta} < 0, \quad (3.43)$$

with $\epsilon > 0$ chosen sufficiently small. We use finite differences in polar coordinates with a value of $R_\infty = 25$. Thereafter, the constant \bar{A} in (3.42) can be approximated numerically.

The results of these numerical approximations for \bar{A} are shown in Fig. 3 for a range of values of σ . We also plot the direct numerical approximations for $\hat{\phi}(0, 0)$ against σ along with the approximation obtained by using \bar{A} in (3.42) to determine $\hat{\phi}_0$. We find that there is no discernible difference between the two values. In Fig. 3 we plot $|\nabla\hat{\phi}(0, 0)|$ against values of σ . In Fig. 4 we show contour plots of $\hat{\phi}$ in the quarter plane for two different values of σ . In these plots we show a comparison between the numerical values of $\hat{\phi}$ obtained and the far field form for $\hat{\phi}$ given by (3.39). In Fig. 5 we show plots of $\hat{\eta}$ for two different values of σ . It is of interest to obtain the properties of the flow at the contact point. The expression for the contact point is $y_p(t)$, and this is given, via (3.16), (3.17), (3.24), (3.26), (3.41) and (3.42), as

$$y_p(t) = \frac{2\sigma}{\pi}t^2(-\ln t) - \frac{\sigma}{\pi}t^2\ln(-\ln t) - \frac{\sigma}{\pi}(\bar{A} - 1)t^2 + o(t^2), \quad (3.44)$$

as $t \rightarrow 0^+$. The free surface slope at the contact point is given by, via (3.16), (3.17), (3.24), (3.26), (3.41) and (3.42),

$$\eta_{\bar{x}}(0, t) = -\frac{\pi}{4(-\ln t)} + o\left(\frac{1}{(-\ln t)}\right), \quad (3.45)$$

as $t \rightarrow 0^+$. Similarly, the fluid velocity at the contact point is given by

$$\nabla\phi(0, y_p(t), t) = \sigma\mathbf{i} + \frac{2\sigma}{\pi}(2t(-\ln t) - t(\ln(-\ln t)) - \bar{A}t)\mathbf{j} + o(t), \quad (3.46)$$

as $t \rightarrow 0^+$. Finally, we consider the dynamic pressure in the inner region. It follows from (2.14) and (3.17) that the inner region asymptotic expansion for the dynamic pressure takes the form

$$p_d(X, Y, t) = -\frac{4\sigma}{\pi}t^2(-\ln t)^2\left(Y - \frac{2\sigma}{\pi}\right) + o(t^2(-\ln t)^2), \quad (3.47)$$

as $t \rightarrow 0^+$.

We next consider the structure of the solution to [IBVP] as $(\bar{x}, y) \rightarrow (0, y_p(t))$ with $t = O(1)$.

4. Asymptotic structure for [IBVP] as $(\bar{x}, y) \rightarrow (0, y_p(t))$ with $t = O(1)$.

In this section we consider the asymptotic structure of the solution to [IBVP] as $(\bar{x}, y) \rightarrow (0, y_p(t))$ with $t = O(1)$. We first write

$$\eta(\bar{x}, t) = \eta_0(t) + \eta_1(t)\bar{x} + o(\bar{x}), \quad (4.1)$$

$$\phi(\bar{x}, y, t) = \phi_0(t) + u_0(t)\bar{x} + v_0(t)(y - y_p(t)) + o(\bar{x}, (y - y_p(t))), \quad (4.2)$$

as $(\bar{x}, y) \rightarrow (0, y_p(t))$ where $\phi_0(t) = \phi(0, y_p(t), t)$, $u_0(t) = \phi_{\bar{x}}(0, y_p(t), t)$ and $v_0(t) = \phi_y(0, y_p(t), t)$ with $\eta_0(t) = \eta(0, t)$ and $\eta_1(t) = \eta_{\bar{x}}(0, t)$. We now substitute from (4.1) and (4.2) into (2.4), (2.5), (2.7) and (2.8), recalling that $y_p(t) = \eta(0, t)$ via (2.3). We obtain,

$$\begin{aligned} \eta_0(t) &= y_p(t), \quad \eta_1(t) = \frac{-\ddot{s}(t)}{(1 + \ddot{y}_p(t))}, \quad u_0(t) = \dot{s}(t), \\ v_0(t) &= \dot{y}_p(t), \quad \dot{\phi}_0(t) = \frac{1}{2}(\dot{s}^2(t) + \dot{y}_p^2(t)) - y_p(t), \end{aligned} \quad (4.3)$$

for $t > 0$. Specifically, via (4.1), (4.2) and (4.3) we have

$$\nabla\phi(0, y_p(t), t) = (\dot{s}(t), \dot{y}_p(t)) \quad (4.4)$$

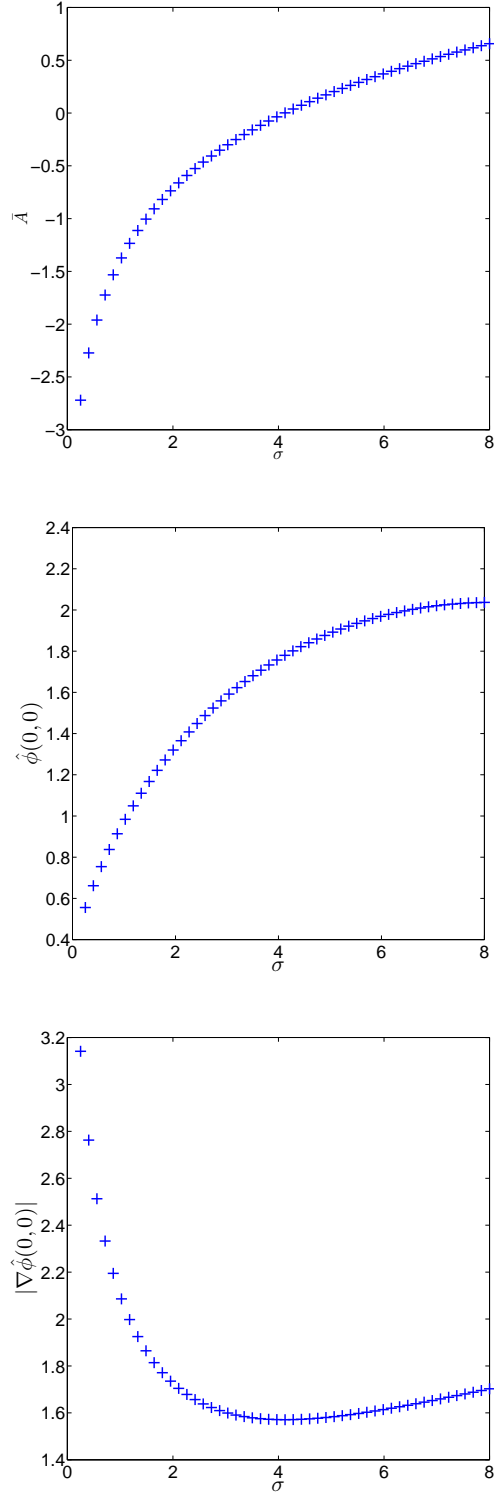


FIGURE 3. (Top) Numerical approximations to the constant \bar{A} , which appeared in (3.42), plotted against different values of σ . (Middle) The value of $\hat{\phi}(0, 0)$ together with the numerical approximation for $\hat{\phi}_0$, from (3.42), (after making use of \bar{A}). In this case no difference between $\hat{\phi}(0, 0)$ and $\hat{\phi}_0$, from (3.42), is observed. (Bottom) Numerical approximations for $|\nabla \hat{\phi}(0, 0)|$ plotted against σ .

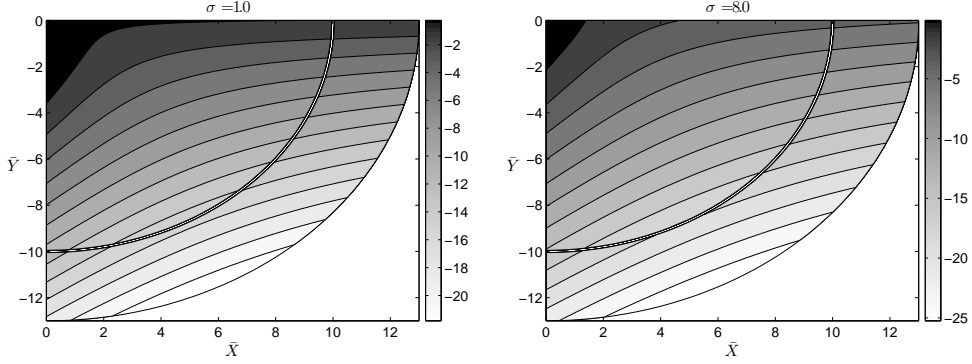


FIGURE 4. A contour plot of $\hat{\phi}$. A line indicates the location $\bar{R} = 10.0$ which demarcates the numerical solution (that is the region inside $\bar{R} = 10.0$) and the far field form (3.39).

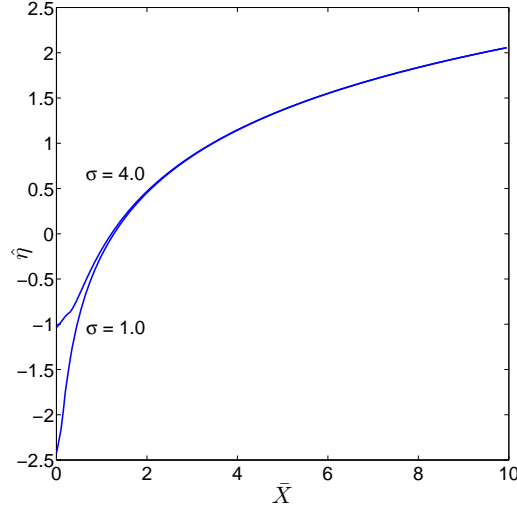


FIGURE 5. A plot of $\hat{\eta}$ for different σ .

and

$$\eta_{\bar{x}}(0, t) = \frac{-\ddot{s}(t)}{(1 + \ddot{y}_p(t))}, \quad (4.5)$$

for $t > 0$. In the above a dot represents differentiation with respect to t . Recalling that $\ddot{s}(t) = \sigma$ and from (3.44) that $\ddot{y}_p(t) \sim (4\sigma/\pi)(-\ln t)$ and $\dot{y}_p(t) \sim (4\sigma/\pi)t(-\ln t)$ as $t \rightarrow 0^+$, it follows from (4.4) and (4.5) that

$$\nabla\phi(0, y_p(t), t) \sim \sigma t \left(1, \frac{4}{\pi}(-\ln t)\right), \quad \eta_{\bar{x}}(0, t) \sim -\frac{\pi}{4(-\ln t)}, \quad (4.6)$$

as $t \rightarrow 0^+$, which is in agreement with the direct calculation leading to (3.45) and (3.46). The results of this section will play a significant role throughout the remainder of this paper. We are now in a position to include the effects of weak surface tension in [IBVP].

5. The problem [IBVP] including surface tension.

We are now in a position to consider the effects of introducing surface tension into the model for the interaction of a free surface with a uniformly accelerated vertical plate. The presence of surface tension leads to a modification of the boundary condition (2.8), with surface tension now balancing the pressure discontinuity across the free surface, so that Bernoulli's equation at the free surface gives

$$\phi_t - \dot{s}(t)\phi_{\bar{x}} + \frac{1}{2}|\nabla\phi|^2 + \eta = \mathcal{W} \frac{\eta_{\bar{x}\bar{x}}}{(1 + \eta_{\bar{x}}^2)^{\frac{3}{2}}}; \quad y = \eta(\bar{x}, t), \quad \bar{x} > 0, \quad t > 0, \quad (5.1)$$

where \mathcal{W} is the dimensionless inverse Weber number given by $\mathcal{W} = \frac{T}{\rho g h_T^2} = (h_T/h)^2$. Here T is the coefficient of surface tension, whilst h_T is the capillary length scale, which is typically 2mm for water, and gives a measure of the meniscus length at the contact point.

The inclusion of surface tension into the model requires an additional boundary condition at the contact point between the plate and the free surface. We consider, as the simplest case, the situation where the specified contact angle between the plate and the free surface is $\pi/2$ (although the approach developed here is readily adaptable to differing contact angles). The contact condition at the contact point is then

$$\eta_{\bar{x}}(0, t, \mathcal{W}) = 0, \quad t \geq 0. \quad (5.2)$$

The initial-boundary value problem [IBVP] which is modified to include surface tension and the contact condition (5.2) will be henceforth referred to as [IBVP]'. We consider [IBVP]' when the effects of surface tension are weak, so that $0 < \mathcal{W} \ll 1$, and develop the asymptotic structure to [IBVP]' as $\mathcal{W} \rightarrow 0$ via the method of matched asymptotic expansions.

5.1. Outer Region (I) as $\mathcal{W} \rightarrow 0$.

We expand the potential and free surface function in the form,

$$\phi(\bar{x}, y, t; \mathcal{W}) = \phi_0(\bar{x}, y, t) + o(1), \quad (5.3)$$

$$\eta(\bar{x}, t; \mathcal{W}) = \eta_0(\bar{x}, t) + o(1), \quad (5.4)$$

as $\mathcal{W} \rightarrow 0$, with $(\bar{x}, y) \in \bar{D}(t)$ and $t = O(1)$. We then substitute the expansions (5.3) and (5.4) into [IBVP]'. As may be anticipated, we find that the leading order problem is given by [IBVP]. The structure of $\phi_0(\bar{x}, y, t)$ and $\eta_0(\bar{x}, t)$ as $t \rightarrow 0^+$ is given in sections 3.1 and 3.2 uniformly for $(x, y) \in \bar{D}(t)$, and in section 4 as $(\bar{x}, y) \rightarrow (0, y_p(t))$, uniformly for $t \geq 0$. Accordingly, for this leading order problem, the contact point is located at

$$(\bar{x}, y) = (0, y_0(t)), \quad t \geq 0 \quad (5.5)$$

with $y_0(t) = \eta_0(0, t)$. On using expressions (3.21), (3.34) and (3.42) we have that

$$y_0(t) = \frac{2\sigma}{\pi} t^2 (-\ln t) - \frac{\sigma}{\pi} t^2 (\ln(-\ln t)) + K t^2 + o(t^2) \quad \text{as } t \rightarrow 0^+ \quad (5.6)$$

where K is a constant which depends upon σ and is given by (see King & Needham (1994))

$$K = \frac{\sigma}{\pi} \left(\ln \frac{4}{\sigma} + 1 + \frac{\Gamma'(\frac{3}{2})}{\Gamma(\frac{3}{2})} \right) = \frac{\sigma}{\pi} (1 - \bar{A}). \quad (5.7)$$

A graph of K against σ is shown in Fig. 6. Numerical values of K obtained from the numerical solution of section 3.2 are also shown.

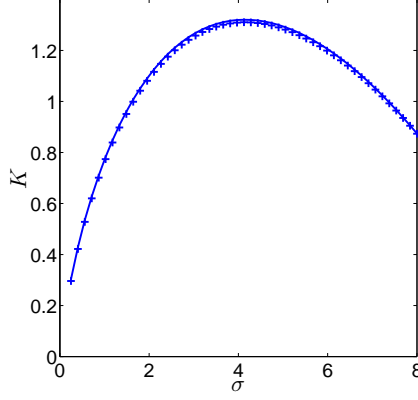


FIGURE 6. A plot of K against σ from equation (5.7). The values of K obtained from the numerical solution of the inner problem are also shown. The solid line refers to the numerical calculation for K whilst the symbols denote the analytical expression for K .

It follows from (5.6) that

$$\ddot{y}_0(t) = \frac{4\sigma}{\pi}(-\ln t) - \frac{2\sigma}{\pi} \ln(-\ln t) + \left(2K - \frac{6\sigma}{\pi}\right) + o(1) \quad \text{as } t \rightarrow 0^+.$$

We therefore have from (4.5) that

$$\eta_{0\bar{x}}(0, t) = \frac{-\pi}{4(-\ln t)} + O\left(\frac{(\ln(-\ln t))}{(-\ln t)^2}\right) \quad \text{as } t \rightarrow 0^+. \quad (5.8)$$

Now (5.8) does not satisfy the contact condition (5.2), which requires

$$\eta_{0\bar{x}}(0, t) = 0, \quad t \geq 0. \quad (5.9)$$

We must conclude that expansions (5.3) and (5.4) become non-uniform when $(\bar{x}, y) = (0, y_0(t)) + o(1)$ as $\mathcal{W} \rightarrow 0$ with $t = O(1)$. This necessitates the introduction of a local asymptotic region close to the contact point, where $(\bar{x}, y) = (0, y_0(t)) + o(1)$ as $\mathcal{W} \rightarrow 0$ with $t = O(1)$, through which the contact condition (5.9) is satisfied. We therefore require a second outer region (see Fig. 7) in which surface tension effects are retained at leading order. We refer to this localized region as outer region (II)

5.2. Outer Region (II) as $\mathcal{W} \rightarrow 0$.

We now consider outer region (II) close to the contact point (as deduced from outer region (I)) in which we must retain surface tension at leading order as $\mathcal{W} \rightarrow 0$. We write

$$\bar{x} = O(\mathcal{W}^a), \quad y = y_0(t) + O(\mathcal{W}^a), \quad (5.10)$$

It then follows, via Van Dyke's (1974) matching principle and the outer region (I) asymptotic expansions (5.3) and (5.4), together with the expressions from (4.3), that

$$\phi = \phi_0(t) + \mathcal{W}^a \left[\frac{u_0(t)\bar{x}}{\mathcal{W}^a} + \frac{v_0(t)(y - y_0(t))}{\mathcal{W}^a} \right] + O(\mathcal{W}^b), \quad \eta = y_0(t) + O(\mathcal{W}^a), \quad (5.11)$$

as $\mathcal{W} \rightarrow 0$ in outer region (II), with $b > a > 0$ to be determined so that surface tension effects are introduced at leading order as $\mathcal{W} \rightarrow 0$. An examination of the boundary condition (4.1) together with (5.10) and (5.11), with a view to retain surface tension effects

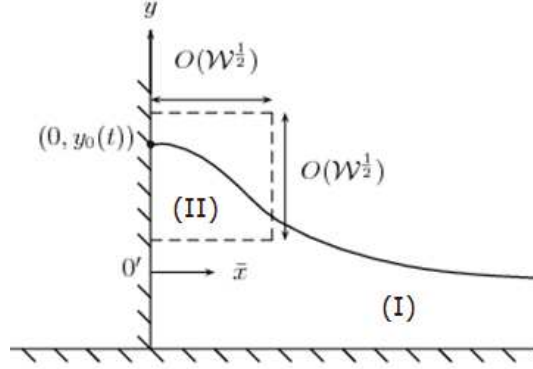


FIGURE 7. A sketch showing outer region (II) in which surface tension effects are retained.

in a non-trivial balance, requires that $O(\mathcal{W}^{b-a}) + O(\mathcal{W}^a) \sim O(\mathcal{W}^{1-a})$. This balance is achieved by choosing $a = \frac{1}{2}$ and $b = 1$. Thus, in outer region (II) we write

$$\bar{x} = \mathcal{W}^{\frac{1}{2}} \tilde{x}, \quad y = y_0(t) + \mathcal{W}^{\frac{1}{2}} \tilde{y}, \quad (5.12)$$

where $\tilde{x}, \tilde{y}, t = O(1)$ as $\mathcal{W} \rightarrow 0$ with $t = O(1)$. We are now in a position to introduce the asymptotic expansions in outer region (II), via (5.11), as

$$\begin{aligned} \eta(\tilde{x}, t, \mathcal{W}) &= y_0(t) + \mathcal{W}^{\frac{1}{2}} \tilde{\eta}(\tilde{x}, t) + o(\mathcal{W}^{\frac{1}{2}}), \\ \phi(\tilde{x}, \tilde{y}, t, \mathcal{W}) &= \phi_0(t) + \mathcal{W}^{\frac{1}{2}} [u_0(t) \tilde{x} + v_0(t) \tilde{y}] + \mathcal{W} \tilde{\phi}(\tilde{x}, \tilde{y}, t) + o(\mathcal{W}), \end{aligned} \quad (5.13)$$

uniformly as $\mathcal{W} \rightarrow 0$ with $(\tilde{x}, \tilde{y}) = O(1)$ and $t = O(1)$. The free surface location in outer region (II) coordinates is given by

$$\tilde{y} = \tilde{\eta}(\tilde{x}, t) + o(1), \quad (5.14)$$

as $\mathcal{W} \rightarrow 0$ with $\tilde{x}, t = O(1)$. Next, after substitution of (5.12) - (5.14) into the full problem [IBVP]', at leading order we obtain

$$(1 + \tilde{\eta}_{\tilde{x}}^2)^{-\frac{3}{2}} \tilde{\eta}_{\tilde{x}\tilde{x}} - (1 + \ddot{y}_0(t)) \tilde{\eta} = \ddot{s}(t) \tilde{x}; \quad \tilde{x} > 0, \quad t > 0, \quad (5.15)$$

$$\tilde{\eta}_{\tilde{x}}(0, t) = 0 \quad t > 0, \quad (5.16)$$

$$\tilde{\eta}(\tilde{x}, t) \sim \frac{-\ddot{s}(t) \tilde{x}}{(1 + \ddot{y}_0(t))} \quad \text{as } \tilde{x} \rightarrow \infty, \quad t > 0. \quad (5.17)$$

This is a decoupled problem for $\tilde{\eta}(\tilde{x}, t)$, comprising of (5.15)-(5.17), which we denote as [EVP], with the final boundary condition arising from matching to outer region (I), using (5.1), (5.12) and (5.13). We then have,

$$\tilde{\nabla}^2 \tilde{\phi} = 0; \quad \tilde{x} > 0, \quad -\infty < \tilde{y} < \tilde{\eta}(\tilde{x}, t), \quad t > 0. \quad (5.18)$$

$$\tilde{\phi}_{\tilde{x}} = 0; \quad \tilde{x} = 0, \quad -\infty < \tilde{y} < \tilde{\eta}(\tilde{x}, t) \quad t > 0. \quad (5.19)$$

$$\tilde{\eta}_t + \tilde{\phi}_{\tilde{x}} \tilde{\eta}_{\tilde{x}} - \tilde{\phi}_{\tilde{y}} = 0; \quad \tilde{x} > 0, \quad \tilde{y} = \tilde{\eta}(\tilde{x}, t), \quad t > 0. \quad (5.20)$$

$$\tilde{\phi}(\tilde{x}, \tilde{y}, t) \sim \delta(t) (\tilde{x}^2 - \tilde{y}^2) \quad \text{as } \tilde{x} \rightarrow \infty, \quad \text{for } -\infty < \tilde{y} \leq \tilde{\eta}(\tilde{x}, t), \quad t > 0, \quad (5.21)$$

with appropriate regularity conditions at the contact point $(\tilde{x}, \tilde{y}) = (0, \tilde{\eta}(0, t))$. Here, $\delta(t) = -\frac{\dot{\gamma}(t)}{4\gamma(t)}$ and $\gamma(t) = \frac{\ddot{s}(t)}{1 + \ddot{y}_p(t)}$ for $t > 0$. We shall refer to this problem, (5.18) - (5.21),

as [PVP]. In addition we have initial conditions given by

$$\begin{aligned}\tilde{\eta}(\tilde{x}, 0) &= 0, & \tilde{x} \geq 0, & \quad [EVP], \\ \tilde{\phi}(\tilde{x}, \tilde{y}, 0) &= 0, & \tilde{x} \geq 0, & \quad -\infty < \tilde{y} \leq 0, \quad [PVP].\end{aligned}\quad (5.22)$$

The final condition in [PVP] comes from matching to outer region (I), and can be obtained in more detail via extending the local structure of the solution to the leading order problem in Outer Region (I) as $(\tilde{x}, \tilde{y}) \rightarrow (0, y_0(t))$ with $t = O(1)$.

We now focus on [EVP]. In particular, we examine the structure of the solution to [EVP] for $0 < t \ll 1$. Using (5.6), with $\sigma > 0$, we may write [EVP], with $0 < t \ll 1$, in the form

$$(1 + \tilde{\eta}_{\tilde{x}}^2)^{-\frac{3}{2}} \tilde{\eta}_{\tilde{x}\tilde{x}} - \frac{\sigma}{\pi} (4(-\ln t) + O(\ln(-\ln t))) \tilde{\eta} = \sigma \tilde{x}; \quad \tilde{x} > 0, \quad t > 0, \quad (5.23)$$

$$\tilde{\eta}_{\tilde{x}}(0, t) = 0 \quad t > 0, \quad (5.24)$$

$$\tilde{\eta}(\tilde{x}, t) \sim \frac{-\pi \tilde{x}}{4(-\ln t)} \quad \text{as } \tilde{x} \rightarrow \infty, \quad t > 0 \quad (5.25)$$

We anticipate from (5.25) that $\tilde{\eta}(\tilde{x}, t) = o(1)$ for $0 < t \ll 1$ with $\tilde{x} = O(1)$. We therefore expand as

$$\tilde{\eta}(\tilde{x}, t) = \frac{\tilde{\eta}_0(\tilde{x})}{(-\ln t)} + o((- \ln t)^{-1}) \quad \text{as } t \rightarrow 0^+ \quad \text{with } \tilde{x} = O(1), \quad (5.26)$$

and after substitution into (5.23) and (5.25) we obtain

$$\tilde{\eta}_0(\tilde{x}) = -\frac{\pi \tilde{x}}{4}, \quad \tilde{x} > 0, \quad (5.27)$$

and so

$$\tilde{\eta}(\tilde{x}, t) = \frac{-\pi \tilde{x}}{4(-\ln t)} + o\left(\frac{\tilde{x}}{(-\ln t)}\right) \quad \text{as } t \rightarrow 0^+ \quad \text{with } \tilde{x} = O(1), \quad (5.28)$$

with the initial condition (5.22) being satisfied. However, this expansion does not satisfy boundary condition (5.24) at $\tilde{x} = 0$. We therefore require a further region with $\tilde{x} = o(1)$ as $t \rightarrow 0^+$. We write $\tilde{x} \sim \psi(t)$ where $\psi(t) = o(1)$ as $t \rightarrow 0^+$, then it follows from (5.28) that $\tilde{\eta} \sim \frac{\psi(t)}{(-\ln t)}$, and thus in order to obtain a balance of terms in (5.23) we require $\psi(t) = (-\ln t)^{-\frac{1}{2}}$. We therefore expand in the form

$$\tilde{\eta}(\tilde{X}, t) = \frac{1}{(-\ln t)^{\frac{3}{2}}} \tilde{\eta}_0(\tilde{X}) + o((- \ln t)^{-\frac{3}{2}}), \quad (5.29)$$

as $t \rightarrow 0^+$ with $\tilde{X} = O(1)$. In the above we have introduced the scaled variable $\tilde{X} = (-\ln t)^{\frac{1}{2}} \tilde{x}$ with $\tilde{X} = O(1)$ as $t \rightarrow 0^+$. The leading order problem is then given by

$$\tilde{\eta}_{0\tilde{X}\tilde{X}} - \frac{4\sigma}{\pi} \tilde{\eta}_0 = \sigma \tilde{X}, \quad \tilde{X} > 0, \quad (5.30)$$

$$\tilde{\eta}_{0\tilde{X}}(0) = 0, \quad (5.31)$$

$$\tilde{\eta}_0(\tilde{X}) \sim -\frac{\pi}{4} \tilde{X} \quad \text{as } \tilde{X} \rightarrow \infty. \quad (5.32)$$

The general solution to equation (5.30) is

$$\tilde{\eta}_0(\tilde{X}) = A e^{\lambda \tilde{X}} + B e^{-\lambda \tilde{X}} - \frac{\pi}{4} \tilde{X}, \quad \tilde{X} \geq 0, \quad (5.33)$$

with $\lambda = 2\sqrt{\frac{\sigma}{\pi}}$ and $A, B \in \mathbb{R}$. Application of (5.32) requires $A = 0$, after which, condition

(5.31) requires $B = -\frac{\pi^{\frac{3}{2}}}{8\sqrt{\sigma}}$, and hence we have

$$\tilde{\eta}_0(\tilde{X}) = -\frac{\pi^{\frac{3}{2}}}{8\sqrt{\sigma}}e^{-\lambda\tilde{X}} - \frac{\pi}{4}\tilde{X}; \quad \tilde{X} \geq 0, \quad (5.34)$$

and so from (5.29) we have

$$\tilde{\eta}(\tilde{X}, t) = \frac{1}{(-\ln t)^{\frac{3}{2}}} \left(-\frac{\pi^{\frac{3}{2}}}{8\sqrt{\sigma}}e^{-\lambda\tilde{X}} - \frac{\pi}{4}\tilde{X} \right) + o\left((-\ln t)^{-\frac{3}{2}}\right), \quad (5.35)$$

as $t \rightarrow 0^+$ with $\tilde{X} = O(1)$. We note that initial condition (5.22) is satisfied. Thus, for $0 < t \ll 1$, in outer region (II) we have,

$$\begin{aligned} \eta(\tilde{x}, t; \mathcal{W}) &= \left[\frac{2\sigma}{\pi}t^2(-\ln t) - \frac{\sigma}{\pi}t^2(\ln(-\ln t)) + Kt^2 + \dots \right] + \\ &\mathcal{W}^{\frac{1}{2}} \left(\frac{-\pi\tilde{x}}{(-\ln t)} + o\left((-\ln t)^{-1}\right) \right) \quad \text{as } \mathcal{W} \rightarrow 0, \text{ with } 0 < t \ll 1 \text{ and } \tilde{x} = O(1) > 0. \end{aligned}$$

and

$$\begin{aligned} \eta(\tilde{X}, t; \mathcal{W}) &= \left[\frac{2\sigma}{\pi}t^2(-\ln t) - \frac{\sigma}{\pi}t^2(\ln(-\ln t)) + Kt^2 + \dots \right] + \\ &\mathcal{W}^{\frac{1}{2}} \left[\frac{1}{(-\ln t)^{\frac{3}{2}}} \left(-\frac{\pi^{\frac{3}{2}}}{8\sqrt{\sigma}}e^{-\lambda\tilde{X}} - \frac{\pi}{4}\tilde{X} \right) + \dots \right] + \dots \\ &\quad \text{as } \mathcal{W} \rightarrow 0, \text{ with } 0 < t \ll 1 \text{ and } \tilde{X} = O(1) > 0. \end{aligned} \quad (5.36)$$

from which it follows that

$$\begin{aligned} y_p(t) = \eta(0, t, \mathcal{W}) &= \left[\frac{2\sigma}{\pi}t^2(-\ln t) - \frac{\sigma}{\pi}t^2(\ln(-\ln t)) + Kt^2 + \dots \right] \\ &- \mathcal{W}^{\frac{1}{2}} \left[\frac{1}{(-\ln t)^{\frac{3}{2}}} \frac{\pi^{\frac{3}{2}}}{8\sqrt{\sigma}} + \dots \right] + \dots \quad \text{as } \mathcal{W} \rightarrow 0, \text{ with } 0 < t \ll 1 \end{aligned} \quad (5.37)$$

We observe from the structure of (5.36) that, in effect, outer region (II) has the spatial structure $\tilde{x} \sim O(\mathcal{W}^{\frac{1}{2}}(-\ln t)^{-\frac{1}{2}})$ and so $y \sim (\frac{2\sigma}{\pi}t^2(-\ln t) + \dots) + O(\mathcal{W}^{\frac{1}{2}}(-\ln t)^{-\frac{1}{2}})$ as $t \rightarrow 0^+$. We now examine [PVP] as $t \rightarrow 0^+$. It follows that $\delta(t) \sim 1/(4t(-\ln t))$ as $t \rightarrow 0^+$. Thus, when $\tilde{x}, \tilde{y} = O(1)$ as $t \rightarrow 0^+$, we must expand in the form,

$$\tilde{\phi}(\tilde{x}, \tilde{y}, t) = \frac{1}{4t(-\ln t)}\tilde{\phi}_0(\tilde{x}, \tilde{y}) + o\left(\frac{1}{t\ln t}\right) \quad \text{as } t \rightarrow 0^+ \quad \text{with } \tilde{x}, \tilde{y} = O(1). \quad (5.38)$$

On substitution from (5.38) and (5.28) into (5.18) - (5.21), it is readily established that the leading order problem has the unique solution

$$\tilde{\phi}_0(\tilde{x}, \tilde{y}) = \tilde{x}^2 - \tilde{y}^2; \quad \tilde{x} \geq 0, \quad -\infty < \tilde{y} \leq 0. \quad (5.39)$$

This structure will change when $\tilde{x}, \tilde{y} = O((-\ln t)^{-\frac{1}{2}})$ as $t \rightarrow 0^+$, driven by the change in the structure in $\tilde{\eta}$. Introducing $\tilde{Y} = (-\ln t)^{\frac{1}{2}}\tilde{y}$, then we expand as,

$$\tilde{\phi}(\tilde{X}, \tilde{Y}, t) = \frac{1}{4t(-\ln t)^2}\tilde{\phi}_0(\tilde{X}, \tilde{Y}) + o\left(\frac{1}{t(-\ln t)^2}\right) \quad t \rightarrow 0^+ \quad \text{with } \tilde{X}, \tilde{Y} = O(1) \quad (5.40)$$

The leading order problem for $\tilde{\phi}_0(\tilde{X}, \tilde{Y})$ is then given by

$$\tilde{\nabla}\tilde{\phi}_0 = 0; \quad \tilde{X} > 0, \quad -\infty < \tilde{Y} < 0, \quad (5.41)$$

$$\tilde{\phi}_{0\tilde{X}} = 0; \quad \tilde{X} = 0, \quad -\infty < \tilde{Y} < 0, \quad (5.42)$$

$$\tilde{\phi}_{0\tilde{Y}} = 0; \quad \tilde{X} > 0, \quad \tilde{Y} = 0, \quad (5.43)$$

$$\tilde{\phi}_0(\tilde{X}, \tilde{Y}) \sim (\tilde{X}^2 - \tilde{Y}^2) \quad \text{as} \quad \tilde{X} \rightarrow \infty \quad \text{with} \quad -\infty < \tilde{Y} \leq 0 \quad (5.44)$$

with regularity such that $\tilde{\phi}_0 \in C^1([0, \infty) \times (-\infty, 0]) \cap C^2((0, \infty) \times (-\infty, 0))$.

The solution to this boundary value problem is

$$\tilde{\phi}_0(\tilde{X}, \tilde{Y}) = \tilde{X}^2 - \tilde{Y}^2; \quad \tilde{X} \geq 0, \quad -\infty < \tilde{Y} \leq 0, \quad (5.45)$$

and so from (5.40) we have

$$\tilde{\phi}(\tilde{X}, \tilde{Y}, t) = \frac{(\tilde{X}^2 - \tilde{Y}^2)}{4t(-\ln t)^2} + o\left(\frac{1}{t(-\ln t)^2}\right) \quad \text{as} \quad t \rightarrow 0^+ \quad \text{with} \quad \tilde{X}, \tilde{Y} = O(1). \quad (5.46)$$

We can therefore write out the full expression for ϕ as

$$\begin{aligned} \phi(\tilde{x}, \tilde{y}, t; \mathcal{W}) &= \left[t^3 (\ln t)^2 \frac{8\sigma^2}{3\pi^2} - t^3 (-\ln t) (\ln(-\ln t)) \frac{8\sigma^2}{3\pi^2} + t^3 (-\ln t) \left(\frac{4\sigma K}{\pi} - \frac{2\sigma}{\pi} \hat{\phi}_0 \right) \right] + \\ &\quad \mathcal{W}^{\frac{1}{2}} \left[\frac{4\sigma}{\pi} t (-\ln t) \tilde{y} + \sigma t \tilde{x} + \dots \right] + \mathcal{W} \left[\frac{1}{t(-\ln t)} \frac{(\tilde{x}^2 - \tilde{y}^2)}{4} + \dots \right] + \dots \\ &\quad \text{as } \mathcal{W} \rightarrow 0 \quad \text{with} \quad 0 < t \ll 1 \quad \text{and} \quad \tilde{x}, (-\tilde{y}) = O(1)(\geq 0), \end{aligned}$$

and

$$\begin{aligned} \phi(\tilde{X}, \tilde{Y}, t; \mathcal{W}) &= \left[t^3 (\ln t)^2 \frac{8\sigma^2}{3\pi^2} - t^3 (-\ln t) (\ln(-\ln t)) \frac{8\sigma^2}{3\pi^2} + t^3 (-\ln t) \left(\frac{4\sigma K}{\pi} - \frac{2\sigma}{\pi} \hat{\phi}_0 \right) \right] + \\ &\quad \mathcal{W}^{\frac{1}{2}} \left[\frac{4\sigma}{\pi} t (-\ln t)^{\frac{1}{2}} \tilde{Y} + \sigma t (-\ln t)^{-\frac{1}{2}} \tilde{X} + \dots \right] + \mathcal{W} \left[\frac{1}{t(-\ln t)^2} \frac{(\tilde{X}^2 - \tilde{Y}^2)}{4} + \dots \right] + \dots \\ &\quad \text{as } \mathcal{W} \rightarrow 0 \quad \text{with} \quad 0 < t \ll 1 \quad \text{and} \quad \tilde{X}, (-\tilde{Y}) = O(1)(\geq 0), \quad (5.47) \end{aligned}$$

where $\hat{\phi}_0$ is given via (3.42) and (5.7). We observe from (5.47) that the initial condition (5.22) fails to be satisfied. In particular, an examination of (5.36), (5.37) and (5.47) reveals that in outer region (II) we have a non-uniformity when $t = o(1)$ and $\tilde{X}, \tilde{Y} = O(1)$ as $\mathcal{W} \rightarrow 0$. Specifically, this non-uniformity occurs when $t = O(\mu(\mathcal{W}))$ as $\mathcal{W} \rightarrow 0$, with $\mu(\mathcal{W}) = o(1)$ as $\mathcal{W} \rightarrow 0$, and $\bar{x}, y = O\left(\mathcal{W}^{\frac{1}{2}}(-\ln(\mu(\mathcal{W})))^{-\frac{1}{2}}\right)$ as $\mathcal{W} \rightarrow 0$. It then follows from (5.34) that $\eta = O(\mu^2(\mathcal{W})(-\ln(\mu(\mathcal{W}))))$ as $\mathcal{W} \rightarrow 0$. To capture the free surface, we require that, $\mu^2(\mathcal{W})(-\ln \mu(\mathcal{W})) = O\left(\mathcal{W}^{\frac{1}{2}}(-\ln \mu(\mathcal{W}))^{-\frac{1}{2}}\right)$, as $\mathcal{W} \rightarrow 0$, and hence we may take without loss of generality

$$\mu(\mathcal{W}) = \frac{\mathcal{W}^{\frac{1}{4}}}{(-\ln \mathcal{W})^{\frac{3}{4}}}. \quad (5.48)$$

Thus, to complete the asymptotic structure for [IBVP]' as $\mathcal{W} \rightarrow 0$ we require two inner regions when $t = O(\mathcal{W}^{\frac{1}{4}}(-\ln \mathcal{W})^{-\frac{3}{4}})$ as $\mathcal{W} \rightarrow 0$, namely:

Inner Region (I): In this region $\bar{x}, y = O(1)$ and

$$\eta = O\left(\frac{\mathcal{W}^{\frac{1}{2}}}{(-\ln \mathcal{W})^{\frac{3}{2}}}\right), \quad \phi = O\left(\frac{\mathcal{W}^{\frac{1}{4}}}{(-\ln \mathcal{W})^{\frac{3}{4}}}\right) \quad (5.49)$$

as $\mathcal{W} \rightarrow 0$, via asymptotic expansions (5.3) and (5.4) in outer region (I), and the structure of the leading order terms in (5.3) and (5.4) as $t \rightarrow 0^+$ with $\bar{x}, y = O(1)$ (as given

in Section 3).

Inner Region (II): In this region $\bar{x}, y = O(\mathcal{W}^{\frac{1}{2}}(-\ln \mathcal{W})^{-\frac{1}{2}})$ and

$$\eta = O\left(\frac{\mathcal{W}^{\frac{1}{2}}}{(-\ln \mathcal{W})^{\frac{1}{2}}}\right), \quad \phi = O\left(\frac{\mathcal{W}^{\frac{3}{4}}}{(-\ln \mathcal{W})^{\frac{1}{4}}}\right) \quad (5.50)$$

as $\mathcal{W} \rightarrow 0$, via asymptotic expansions (5.36) and (5.47) in outer region (II).

We now address inner region (I) and inner region (II) in detail.

5.3. Inner Region (I).

We begin with inner region (I) where we introduce the inner coordinate τ via,

$$t = \mathcal{W}^{\frac{1}{4}}(-\ln \mathcal{W})^{-\frac{3}{4}}\tau, \quad (5.51)$$

with $\bar{x}, y, \tau = O(1)$ as $\mathcal{W} \rightarrow 0$ in this region. It follows from (5.49) that asymptotic expansions in this region have the form,

$$\begin{aligned} \phi(\bar{x}, y, \tau; \mathcal{W}) &= \mathcal{W}^{\frac{1}{4}}(-\ln \mathcal{W})^{-\frac{3}{4}}\Phi^\gamma(\bar{x}, y, \tau) + o\left[\mathcal{W}^{\frac{1}{4}}(-\ln \mathcal{W})^{-\frac{3}{4}}\right], \\ \eta(\bar{x}, \tau; \mathcal{W}) &= \mathcal{W}^{\frac{1}{2}}(-\ln \mathcal{W})^{-\frac{3}{2}}\eta^\gamma(\bar{x}, \tau) + o\left[\mathcal{W}^{\frac{1}{2}}(-\ln \mathcal{W})^{-\frac{3}{2}}\right], \end{aligned} \quad (5.52)$$

as $\mathcal{W} \rightarrow 0$ uniformly in inner region (I). Substitution into the full problem [IBVP]' gives

$$\nabla^2 \Phi^\gamma = 0; \quad (\bar{x}, y) \in \mathcal{D}(0), \quad \tau > 0, \quad (5.53)$$

$$\Phi_{\bar{x}}^\gamma = \sigma\tau; \quad \bar{x} = 0, \quad -1 < y < 0, \quad \tau > 0, \quad (5.54)$$

$$\eta_\tau^\gamma - \Phi_y^\gamma = 0; \quad y = 0, \quad \bar{x} > 0, \quad \tau > 0, \quad (5.55)$$

$$\Phi_\tau^\gamma = 0; \quad y = 0, \quad \bar{x} > 0, \quad \tau > 0, \quad (5.56)$$

$$|\nabla \Phi^\gamma| \rightarrow 0 \quad \text{as } \bar{x} \rightarrow \infty, \quad \text{uniformly } y \in [0, -1], \quad \tau > 0, \quad (5.57)$$

$$\eta^\gamma \rightarrow 0 \quad \text{as } \bar{x} \rightarrow \infty, \quad \tau > 0. \quad (5.58)$$

For this harmonic problem the regularity conditions (2.15) cannot be fully satisfied. They must be relaxed to allow at worst an integrable singularity in $|\nabla \Phi^\gamma|$ at $(\bar{x}, y) = (0, 0)$ and in η^γ at $\bar{x} = 0$. We also have the initial conditions

$$\eta^\gamma(\bar{x}, 0) = 0, \quad \bar{x} \geq 0, \quad \Phi^\gamma(\bar{x}, y, 0) = 0, \quad (\bar{x}, y) \in \bar{\mathcal{D}}(0). \quad (5.59)$$

We now write

$$\eta^\gamma(\bar{x}, \tau) = \tau^2 \tilde{\eta}^\gamma(\bar{x}); \quad \bar{x} \geq 0, \quad \tau \geq 0, \quad (5.60)$$

$$\Phi^\gamma(\bar{x}, y, \tau) = \sigma\tau \tilde{\Phi}^\gamma(\bar{x}, y); \quad (\bar{x}, y) \in \bar{\mathcal{D}}(0), \quad \tau \geq 0. \quad (5.61)$$

The resulting problem for $\tilde{\Phi}^\gamma$ is then given by

$$\begin{aligned} \nabla^2 \tilde{\Phi}^\gamma &= 0; \quad (\bar{x}, y) \in \mathcal{D}(0), \\ \tilde{\Phi}_{\bar{x}}^\gamma &= 1; \quad \bar{x} = 0, \quad -1 < y < 0, \\ \tilde{\Phi}_y^\gamma &= 0; \quad y = -1, \quad \bar{x} > 0, \\ \tilde{\Phi}^\gamma &= 0; \quad y = 0, \quad \bar{x} > 0, \\ |\nabla \tilde{\Phi}^\gamma| &\rightarrow 0 \quad \text{as } \bar{x} \rightarrow \infty, \quad \text{uniformly for } -1 \leq y \leq 0, \end{aligned} \quad (5.62)$$

with at worst an integrable singularity for $|\nabla \tilde{\Phi}^\vee|$ at $(\bar{x}, y) = (0, 0)$. We then have,

$$\tilde{\eta}^\vee(\bar{x}) = \frac{\sigma}{2} \tilde{\Phi}_y^\vee(\bar{x}, 0); \quad \bar{x} \geq 0. \quad (5.63)$$

The (unique) solution to the harmonic boundary value problem has been obtained in section (3.1) as,

$$\tilde{\Phi}^\vee(\bar{x}, y) = \frac{8}{\pi^2} \sum_{n=0}^{\infty} \frac{1}{(2n+1)^2} e^{-(n+\frac{1}{2})\pi\bar{x}} \sin[(n+\frac{1}{2})\pi y], \quad (\bar{x}, y) \in \bar{\mathcal{D}}(0) \setminus \{(0, 0)\}. \quad (5.64)$$

with, via (4.72),

$$\tilde{\eta}^\vee(\bar{x}) = \frac{2\sigma}{\pi} \sum_{n=0}^{\infty} \frac{1}{(2n+1)} e^{-(n+\frac{1}{2})\pi\bar{x}} = \frac{\sigma}{\pi} \ln(\coth(\pi\bar{x}/4)), \quad \bar{x} > 0. \quad (5.65)$$

Moreover, we recall, via (3.14) and (3.11) that

$$\begin{aligned} \tilde{\Phi}^\vee(r, \theta) = -\frac{2}{\pi}(r \ln r) \sin \theta + \frac{2r}{\pi} \left(1 + \ln\left(\frac{4}{\pi}\right)\right) \sin \theta - \frac{2r}{\pi} \theta \cos \theta + O(r^3), \\ \text{as } r \rightarrow 0, \quad -\pi/2 \leq \theta \leq 0, \end{aligned} \quad (5.66)$$

and

$$\tilde{\eta}^\vee(\bar{x}) = -\frac{\sigma}{\pi} \ln \bar{x} + \frac{\sigma}{\pi} \ln\left(\frac{4}{\pi}\right) + O(\bar{x}^2), \quad \text{as } \bar{x} \rightarrow 0, \quad (5.67)$$

where $\bar{x} = r \cos \theta$ and $y = r \sin \theta$.

Note that asymptotic matching of inner region (I) expansions (5.52) (as $\tau \rightarrow \infty$; $\bar{x}, y = O(1)$) with outer region (I) expansions (5.3) and (5.4) (as $t \rightarrow 0^+$; $\bar{x}, y = O(1)$) is readily verified. Also, observe that surface tension effects are not present at leading order in this region and hence the contact angle condition is not satisfied in this region. This is accommodated in inner region (II) which we now consider

5.4. Inner Region (II).

We next proceed to inner region (II) where we introduce the appropriate inner coordinates as

$$t = \mathcal{W}^{\frac{1}{4}}(-\ln \mathcal{W})^{-\frac{3}{4}}\tau, \quad \bar{x} = \mathcal{W}^{\frac{1}{2}}(-\ln \mathcal{W})^{-\frac{1}{2}}\hat{X}, \quad y = \mathcal{W}^{\frac{1}{2}}(-\ln \mathcal{W})^{-\frac{1}{2}}\hat{Y}, \quad (5.68)$$

with $\hat{X}, \hat{Y}, \tau = O(1)$ as $\mathcal{W} \rightarrow 0$. The asymptotic expansions for ϕ and η are, via (5.13),

$$\begin{aligned} \phi(\hat{X}, \hat{Y}, \tau; \mathcal{W}) = \frac{\mathcal{W}^{\frac{3}{4}}}{(-\ln \mathcal{W})^{\frac{1}{4}}} \hat{\Phi}_0(\hat{X}, \hat{Y}, \tau) + \frac{\mathcal{W}^{\frac{3}{4}} \ln(-\ln \mathcal{W})}{(-\ln \mathcal{W})^{\frac{5}{4}}} \hat{\Phi}_1(\hat{X}, \hat{Y}, \tau) \\ + \frac{\mathcal{W}^{\frac{3}{4}}}{(-\ln \mathcal{W})^{\frac{5}{4}}} \hat{\Phi}_2(\hat{X}, \hat{Y}, \tau) + o\left(\mathcal{W}^{\frac{3}{4}}(-\ln \mathcal{W})^{-\frac{5}{4}}\right), \end{aligned} \quad (5.69)$$

$$\begin{aligned} \eta(\hat{X}, \tau; \mathcal{W}) = \frac{\mathcal{W}^{\frac{1}{2}}}{(-\ln \mathcal{W})^{\frac{1}{2}}} \hat{\eta}_0(\hat{X}, \tau) + \frac{\mathcal{W}^{\frac{1}{2}} \ln(-\ln \mathcal{W})}{(-\ln \mathcal{W})^{\frac{3}{2}}} \hat{\eta}_1(\hat{X}, \tau) \\ + \frac{\mathcal{W}^{\frac{1}{2}}}{(-\ln \mathcal{W})^{\frac{3}{2}}} \hat{\eta}_2(\hat{X}, \tau) + o\left(\mathcal{W}^{\frac{1}{2}}(-\ln \mathcal{W})^{-\frac{3}{2}}\right), \end{aligned} \quad (5.70)$$

as $\mathcal{W} \rightarrow 0$ in inner region (II). We note that the free surface location in this region is given by

$$\hat{Y} = \hat{\eta}_0(\hat{X}, \tau) + \frac{\ln(-\ln \mathcal{W})}{(-\ln \mathcal{W})} \hat{\eta}_1(\hat{X}, \tau) + \frac{1}{(-\ln \mathcal{W})} \hat{\eta}_2(\hat{X}, \tau) + o((- \ln \mathcal{W})^{-1}); \quad \hat{X} \geq 0, \quad \tau \geq 0, \quad (5.71)$$

and

$$\begin{aligned} y_p(\tau) = \eta(0, \tau, \mathcal{W}) &= \frac{\mathcal{W}^{\frac{1}{2}}}{(-\ln \mathcal{W})^{\frac{1}{2}}} \hat{\eta}_0(0, \tau) + \frac{\mathcal{W}^{\frac{1}{2}} \ln(-\ln \mathcal{W})}{(-\ln \mathcal{W})^{\frac{3}{2}}} \hat{\eta}_1(0, \tau) \\ &+ \frac{\mathcal{W}^{\frac{1}{2}}}{(-\ln \mathcal{W})^{\frac{3}{2}}} \hat{\eta}_2(0, \tau) + o\left(\mathcal{W}^{\frac{1}{2}} (-\ln \mathcal{W})^{-\frac{3}{2}}\right). \end{aligned} \quad (5.72)$$

After substitution into the full problem [IBVP], we obtain the leading order problem as

$$\begin{aligned} \nabla^2 \hat{\Phi}_0 &= 0; \quad \hat{X} > 0, \quad -\infty < \hat{Y} < \hat{\eta}_0(\hat{X}, \tau), \quad \tau > 0 \\ \hat{\Phi}_{0\hat{X}} &= 0; \quad \hat{X} = 0, \quad -\infty < \hat{Y} < \hat{\eta}_0(0, \tau), \quad \tau > 0 \\ \hat{\eta}_{0\tau} - \hat{\eta}_{0\hat{X}} \hat{\Phi}_{0\hat{X}} - \hat{\Phi}_{0\hat{Y}} &= 0; \quad \hat{Y} = \hat{\eta}_0(\hat{X}, \tau), \quad \hat{X} > 0, \\ \hat{\Phi}_{0\tau} + \frac{1}{2}(\hat{\Phi}_{0\hat{X}}^2 + \hat{\Phi}_{0\hat{Y}}^2) &= \frac{\hat{\eta}_{0\hat{X}\hat{X}}}{(1 + \hat{\eta}_{0\hat{X}}^2)^{\frac{3}{2}}}; \quad \hat{Y} = \hat{\eta}_0(\hat{X}, \tau), \quad \hat{X} > 0. \end{aligned} \quad (5.73)$$

The contact angle condition at the contact point is given by

$$\hat{\eta}_{0\hat{X}}(0, \tau) = 0; \quad \tau > 0, \quad (5.74)$$

with the initial conditions being

$$\hat{\Phi}_0(\hat{X}, \hat{Y}, 0) = 0; \quad \hat{X} \geq 0, \quad -\infty < \hat{Y} \leq 0, \quad \hat{\eta}_0(\hat{X}, 0) = 0; \quad \hat{X} \geq 0. \quad (5.75)$$

We now require matching conditions to inner region (I). We must have

$$\begin{aligned} \hat{\Phi}_0(\hat{X}, \hat{Y}, \tau) &= \frac{\sigma\tau}{\pi} \hat{R} \sin \theta + o(\hat{R}), \quad \hat{R} \rightarrow \infty, \quad -\pi/2 \leq \theta \leq 0, \quad \tau > 0, \\ \hat{\eta}_0(\hat{X}, \tau) &= \frac{\sigma\tau^2}{2\pi} + o(1), \quad \hat{X} \rightarrow \infty, \quad \tau > 0, \end{aligned} \quad (5.76)$$

where $\hat{X} = \hat{R} \cos \theta$ and $\hat{Y} = \hat{R} \sin \theta$. The problem for $\hat{\Phi}_0$ and $\hat{\eta}_0$ is now complete.

Note that surface tension effects are present in this leading order problem. The simple form of the matching conditions allows us to write the solution as

$$\hat{\Phi}_0(\hat{X}, \hat{Y}, \tau) = \frac{\sigma\tau}{\pi} \hat{Y} - \frac{\sigma^2\tau^3}{3\pi^2}; \quad \hat{X} \geq 0, \quad -\infty \leq \hat{Y} \leq \frac{\sigma\tau^2}{2\pi}, \quad \tau \geq 0 \quad (5.77)$$

$$\hat{\eta}_0(\hat{X}, \tau) = \frac{\sigma\tau^2}{2\pi}; \quad \hat{X} \geq 0, \quad \tau \geq 0 \quad (5.78)$$

We now proceed to next order to obtain,

$$\begin{aligned} \nabla^2 \hat{\Phi}_1 &= 0; \quad \hat{X} > 0, \quad -\infty < \hat{Y} < \frac{\sigma\tau^2}{2\pi}, \quad \tau > 0 \\ \hat{\Phi}_{1\hat{X}} &= 0; \quad \hat{X} = 0, \quad -\infty < \hat{Y} < \frac{\sigma\tau^2}{2\pi}, \quad \tau > 0, \\ \hat{\eta}_{1\tau} - \hat{\Phi}_{1\hat{Y}} &= 0; \quad \hat{Y} = \frac{\sigma\tau^2}{2\pi}, \quad \hat{X} > 0, \quad \tau > 0 \\ \hat{\Phi}_{1\tau} + \frac{\sigma}{\pi} \hat{\eta}_1 + \hat{\Phi}_{0\hat{Y}} \hat{\Phi}_{1\hat{Y}} &= \hat{\eta}_{1\hat{X}\hat{X}}; \quad \hat{Y} = \frac{\sigma\tau^2}{2\pi}, \quad \hat{X} > 0, \quad \tau > 0. \end{aligned} \quad (5.79)$$

The contact angle condition at the contact point at this order is given by

$$\hat{\eta}_{1\hat{X}}(0, \tau) = 0; \quad \tau > 0, \quad (5.80)$$

whilst the initial conditions require,

$$\hat{\Phi}_1(\hat{X}, \hat{Y}, 0) = 0; \quad \hat{X} \geq 0, \quad -\infty < \hat{Y} \leq 0, \quad \hat{\eta}_1(\hat{X}, 0) = 0; \quad \hat{X} \geq 0. \quad (5.81)$$

Matching to inner region (I) requires,

$$\begin{aligned} \hat{\Phi}_1(\hat{X}, \hat{Y}, \tau) &= \frac{\sigma\tau}{\pi} \hat{R} \sin \theta + o(\hat{R}), \quad \hat{R} \rightarrow \infty, \quad -\pi/2 \leq \theta \leq 0, \quad \tau > 0 \\ \hat{\eta}_1(\hat{X}, \tau) &= \frac{\sigma\tau^2}{2\pi} + o(1), \quad \hat{X} \rightarrow \infty, \quad \tau > 0. \end{aligned} \quad (5.82)$$

This completes the problem for $\hat{\Phi}_1$ and $\hat{\eta}_1$. We note that again surface tension effects are present. The solution is readily obtained as,

$$\hat{\Phi}_1(\hat{X}, \hat{Y}, \tau) = \frac{\sigma\tau}{\pi} \hat{Y} - \frac{2\sigma^2\tau^3}{3\pi^2}; \quad \hat{X} \geq 0, \quad -\infty < \hat{Y} \leq \frac{\sigma\tau^2}{2\pi}, \quad \tau \geq 0, \quad (5.83)$$

and

$$\hat{\eta}_1(\hat{X}, \tau) = \frac{\sigma\tau^2}{2\pi}; \quad \hat{X} \geq 0, \quad \tau \geq 0. \quad (5.84)$$

At next order the problem for $\hat{\Phi}_2$ and $\hat{\eta}_2$ is non-trivial and we obtain

$$\nabla^2 \hat{\Phi}_2 = 0; \quad \hat{X} > 0, \quad -\infty < \hat{Y} < \frac{\sigma\tau^2}{2\pi}, \quad \tau > 0 \quad (5.85)$$

$$\hat{\Phi}_{2\hat{X}} = \sigma\tau; \quad \hat{X} = 0, \quad -\infty < \hat{Y} < \frac{\sigma\tau^2}{2\pi}, \quad \tau > 0 \quad (5.86)$$

$$\hat{\eta}_{2\tau} - \hat{\Phi}_{2\hat{Y}} = 0; \quad \hat{Y} = \frac{\sigma\tau^2}{2\pi}, \quad \hat{X} > 0, \quad \tau > 0, \quad (5.87)$$

$$\hat{\Phi}_{2\tau} + \frac{\sigma\tau}{\pi} \hat{\Phi}_{2\hat{Y}} = \hat{\eta}_{2\hat{X}\hat{X}} - \frac{\sigma}{\pi} \hat{\eta}_2 - \frac{\sigma\tau^2}{2\pi}; \quad \hat{Y} = \frac{\sigma\tau^2}{2\pi}, \quad \hat{X} > 0, \quad \tau > 0. \quad (5.88)$$

On matching to the inner region (I) we require,

$$\begin{aligned} \hat{\Phi}_2(\hat{X}, \hat{Y}, \tau) &= -\frac{2\sigma\tau}{\pi} \hat{R} \ln(\hat{R}) \sin \theta + \frac{2\sigma\tau}{\pi} \hat{R} \sin \theta \left(1 + \ln \left(\frac{4}{\pi} \right) \right) \\ &\quad - \frac{2\sigma\tau}{\pi} \theta \hat{R} \cos \theta + o(\hat{R}), \quad \hat{R} \rightarrow \infty, \quad -\pi/2 \leq \theta \leq 0, \quad \tau > 0, \end{aligned} \quad (5.89)$$

$$\hat{\eta}_2(\hat{X}, \tau) = -\frac{\sigma\tau^2}{\pi} \ln \hat{X} + \frac{\sigma\tau^2}{\pi} \ln \left(\frac{4}{\pi} \right) + o(1), \quad \hat{X} \rightarrow \infty, \quad \tau > 0. \quad (5.90)$$

The contact angle condition at this order is given by

$$\hat{\eta}_{2\hat{X}}(0, \tau) = 0; \quad \tau > 0, \quad (5.91)$$

whilst the initial conditions are

$$\hat{\Phi}_2(\hat{X}, \hat{Y}, 0) = 0; \quad \hat{X} \geq 0, \quad -\infty < \hat{Y} \leq 0, \quad \hat{\eta}_2(\hat{X}, 0) = 0; \quad \hat{X} \geq 0. \quad (5.92)$$

It is convenient to introduce the coordinates X^*, Y^* , via, $\hat{Y} = Y^* + \frac{\sigma\tau^2}{2\pi}$ and $\hat{X} = X^*$. The full problem for $\hat{\Phi}_2$ and $\hat{\eta}_2$ is then,

$$\nabla^2 \hat{\Phi}_2 = 0; \quad X^* > 0, \quad -\infty < Y^* < 0, \quad \tau > 0 \quad (5.93)$$

$$\hat{\Phi}_{2X^*} = \sigma\tau; \quad X^* = 0, \quad -\infty < Y^* < 0, \quad \tau > 0 \quad (5.94)$$

$$\hat{\eta}_{2\tau} - \hat{\Phi}_{2Y^*} = 0; \quad Y^* = 0, \quad X^* > 0, \quad \tau > 0, \quad (5.95)$$

$$\hat{\Phi}_{2\tau} = \hat{\eta}_{2X^*X^*} - \frac{\sigma}{\pi}\hat{\eta}_2 - \frac{\sigma\tau^2}{2\pi}; \quad Y^* = 0, \quad X^* > 0, \quad \tau > 0 \quad (5.96)$$

with the matching conditions to the inner region (I) now being (with $X^* = R^* \cos \theta$, $Y^* = R^* \sin \theta$)

$$\begin{aligned} \hat{\Phi}_2(X^*, Y^*, \tau) = & -\frac{2\sigma\tau}{\pi}R^* \ln(R^*) \sin \theta + \frac{2\sigma\tau}{\pi}R^* \sin \theta \left(1 + \ln\left(\frac{4}{\pi}\right)\right) \\ & - \frac{2\sigma\tau}{\pi}\theta R^* \cos \theta + o(R^*), \quad R^* \rightarrow \infty, \quad -\pi/2 \leq \theta \leq 0, \quad \tau > 0, \end{aligned} \quad (5.97)$$

$$\hat{\eta}_2(X^*, \tau) = -\frac{\sigma\tau^2}{\pi} \ln X^* + \frac{\sigma\tau^2}{\pi} \ln\left(\frac{4}{\pi}\right) + o(1), \quad X^* \rightarrow \infty, \quad \tau > 0, \quad (5.98)$$

whilst the contact and initial conditions are

$$\hat{\eta}_{2X^*}(0, \tau) = 0; \quad \tau > 0, \quad (5.99)$$

$$\hat{\Phi}_2(X^*, Y^*, 0) = 0; \quad X^* \geq 0, \quad -\infty < Y^* \leq 0, \quad (5.100)$$

$$\hat{\eta}_2(X^*, 0) = 0; \quad X^* \geq 0. \quad (5.101)$$

This is a linear, time dependent harmonic problem in the quarter plane $(X^*, Y^*) \in [0, \infty) \times (-\infty, 0]$. The regularity conditions (2.15) require

$$\hat{\phi}_2 \in C(\bar{\mathcal{Q}} \times [0, \infty)) \cap C^1(\bar{\mathcal{Q}} \times (0, \infty)) \cap C^2(\mathcal{Q} \times (0, \infty)), \quad (5.102)$$

$$\hat{\eta}_2 \in C([0, \infty) \times [0, \infty)) \cap C^1([0, \infty) \times (0, \infty)) \quad (5.103)$$

where $\mathcal{Q} = (0, \infty) \times (-\infty, 0)$. We will refer to this problem as [STP]. In the next section we consider the solution to [STP] in detail via numerical integration.

6. Numerical solution of [STP]

We use a implicit finite difference method on a fixed Cartesian grid with implicit time stepping to solve [STP]. Far field conditions are applied at $X^* = X_\infty$ and $Y^* = Y_\infty$ where X_∞, Y_∞ are suitably large constants. The numerical solution is assisted by developing the far field condition (5.97) to give,

$$\begin{aligned} \hat{\Phi}_2(R^*, \theta, \tau) = & -\frac{2\sigma\tau}{\pi}R^* \ln(R^*) \sin \theta + \frac{2\sigma\tau}{\pi}R^* \sin \theta \left(1 + \ln\left(\frac{4}{\pi}\right)\right) - \frac{2\sigma\tau}{\pi}\theta R^* \cos \theta \\ & + \frac{\sigma^2\tau^3}{3\pi^2} \left(\ln R^* - \ln \frac{4}{\pi} - \frac{\pi}{2\sigma}\right) + o(1), \quad R^* \rightarrow \infty, \quad -\pi/2 \leq \theta \leq 0, \quad \tau > 0, \end{aligned} \quad (6.1)$$

and this condition should be applied in the numerical solution of [STP] when $R^* \gg \max(1, 2\tau^2 \ln \tau)$. In Fig. 8 we plot level curves for $\hat{\Phi}_2$ at different τ and in Fig. 9 we plot $\hat{\eta}_2$ for different values of τ . Finally for completeness, we analyse the asymptotic form of the solution to [STP] as $\tau \rightarrow 0^+$. This has a two layer structure. Firstly we expand in the form

$$\hat{\Phi}_2(X^*, Y^*, \tau) = \sigma\tau\phi^0(X^*, Y^*) + o(\tau), \quad \hat{\eta}_2(X^*, \tau) = \tau^2\eta^0(X^*) + o(\tau^2), \quad (6.2)$$

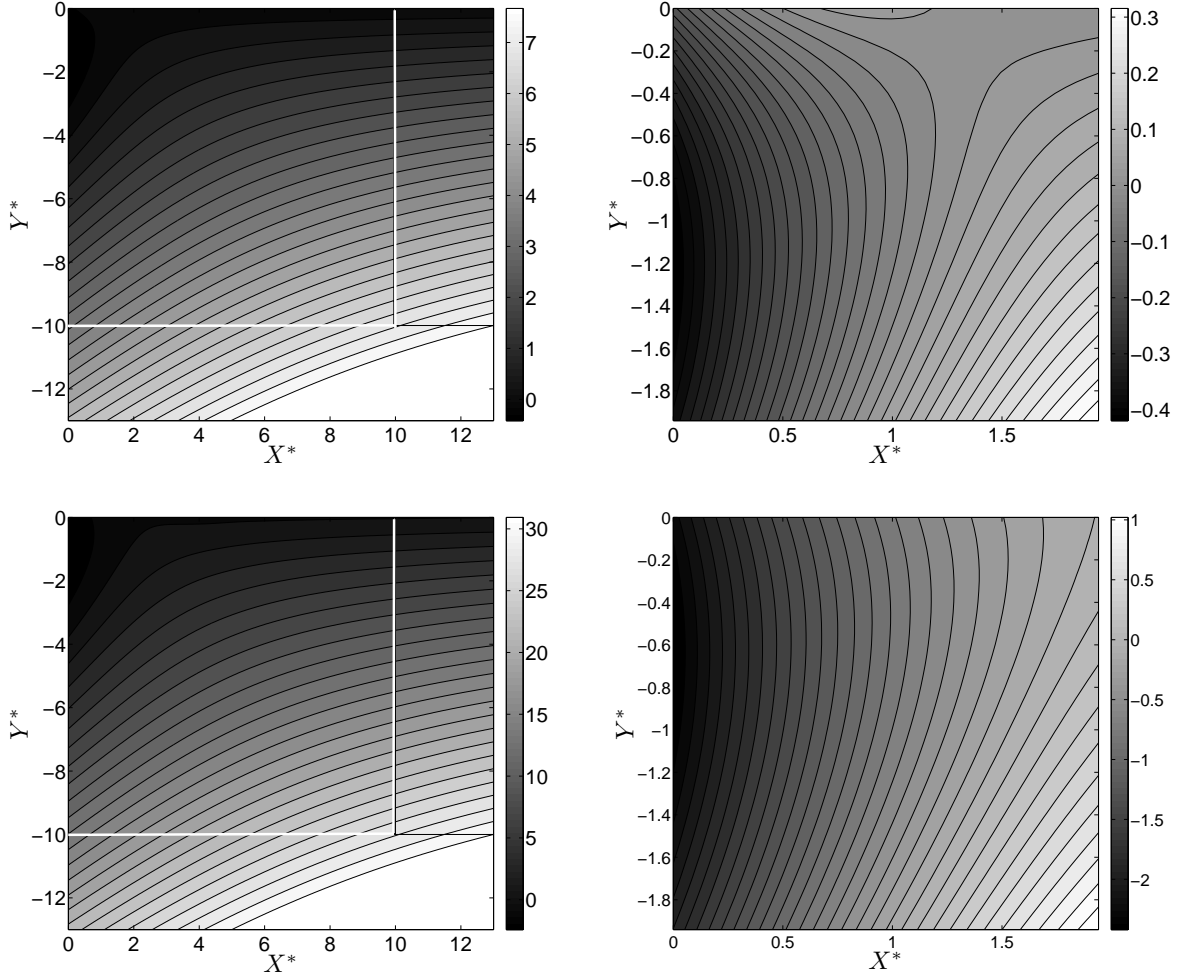


FIGURE 8. Level curves of $\hat{\Phi}_2$ for different values of τ for $\sigma = 1$. We show two cases $\tau = 0.5$ (above) and $\tau = 2$ (below). A blown up version near the origin of each figure is shown on the right. The matching condition (5.97) is pictured alongside these plots and is separated from the numerical solution by a thin white line.

as $\tau \rightarrow 0^+$ with $X^*, Y^* = O(1)$. After substitution of the above expansions into [STP] we obtain,

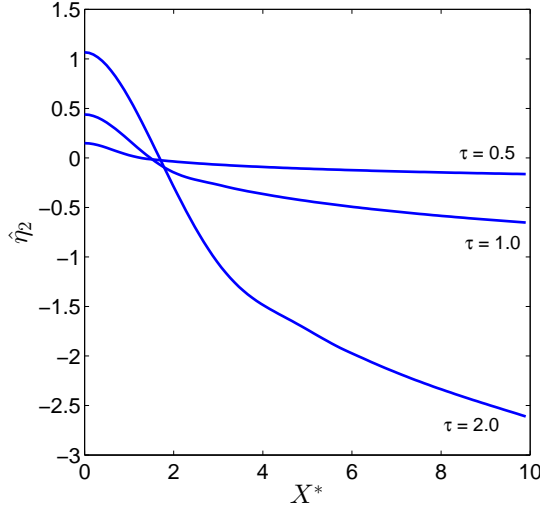
$$\phi^0(R^*, \theta) = -\frac{2}{\pi} R^* \ln R^* \sin \theta + \frac{2R^*}{\pi} \left[1 + \ln \left(\frac{4}{\pi} \right) \right] \sin \theta - \frac{2R^*}{\pi} \theta \cos \theta, \quad (6.3)$$

$$R^* \geq 0, \quad -\pi/2 \leq \theta \leq 0,$$

and

$$\eta^0(X^*) = -\frac{\sigma}{\pi} \ln X^* + \frac{\sigma}{\pi} \ln \left(\frac{4}{\pi} \right), \quad X^* > 0. \quad (6.4)$$

Clearly expansions (6.2) and (6.3) with (6.4) become non-uniform when $(X^*, Y^*) = o(1)$ as $\tau \rightarrow 0^+$. We introduce a localized region where $X^*, Y^* = O(\tau^\delta)$ as $\tau \rightarrow 0^+$ with $\delta > 0$ to be determined. In order to retain surface tension effects at leading order in this

FIGURE 9. A graph of $\hat{\eta}_2$ for different values of τ for $\sigma = 1$.

localized region, we find after an examination of [STP], that we must choose $\delta = 2/3$. Therefore we introduce the coordinates (X^\dagger, Y^\dagger) where $X^* = \tau^{\frac{2}{3}}X^\dagger$ and $Y^* = \tau^{\frac{2}{3}}Y^\dagger$ with $X^\dagger, Y^\dagger = O(1)$ as $\tau \rightarrow 0^+$ in this localized region. Consideration of (6.2) with (6.3) and (6.4) lead to expansions for $\hat{\eta}_2$ and $\hat{\Phi}_2$ in this localized region of the form,

$$\hat{\Phi}_2(X^\dagger, Y^\dagger, \tau) = \tau^{\frac{5}{3}} \ln \tau \phi_0^\dagger(X^\dagger, Y^\dagger) + \tau^{\frac{5}{3}} \phi_1^\dagger(X^\dagger, Y^\dagger) + o(\tau^{\frac{5}{3}}), \quad (6.5)$$

$$\hat{\eta}_2(X^\dagger, \tau) = \tau^2 \ln \tau \eta_0^\dagger(X^\dagger) + \tau^2 \eta_1^\dagger(X^\dagger) + o(\tau^2), \quad (6.6)$$

as $\tau \rightarrow 0^+$ with $X^\dagger, Y^\dagger = O(1)$. We now rewrite [STP] in the variables X^\dagger and Y^\dagger so that we have

$$\nabla^2 \hat{\Phi}_2 = 0; \quad X^\dagger > 0, \quad -\infty < Y^\dagger < 0, \quad \tau > 0, \quad (6.7)$$

$$\hat{\Phi}_{2X^\dagger} = \sigma \tau^{\frac{5}{3}}; \quad X^\dagger = 0, \quad -\infty < Y^\dagger < 0, \quad \tau > 0, \quad (6.8)$$

$$\hat{\eta}_{2\tau} - \frac{2}{3\tau} X^\dagger \hat{\eta}_{2X^\dagger} - \tau^{-\frac{2}{3}} \hat{\Phi}_{2Y^\dagger} = 0; \quad Y^\dagger = 0, \quad X^\dagger > 0, \quad \tau > 0, \quad (6.9)$$

$$\begin{aligned} \hat{\Phi}_{2\tau} - \frac{2}{3\tau} X^\dagger \hat{\Phi}_{2X^\dagger} + \frac{2}{3\tau} Y^\dagger \hat{\Phi}_{2Y^\dagger} &= \tau^{-\frac{4}{3}} \hat{\eta}_{2X^\dagger X^\dagger} - \frac{\sigma}{\pi} \hat{\eta}_2 - \frac{\sigma \tau^2}{2\pi}; \\ Y^\dagger &= 0, \quad X^\dagger > 0, \quad \tau > 0, \end{aligned} \quad (6.10)$$

with the contact condition as

$$\hat{\eta}_{2X^\dagger}(0, \tau) = 0, \quad \tau > 0. \quad (6.11)$$

Substitution from (6.5) and (6.6) into (6.7)-(6.11) gives, at leading order, the following problem for ϕ_0^\dagger and η_0^\dagger ,

$$\nabla^2 \phi_0^\dagger = 0; \quad X^\dagger > 0, \quad -\infty < Y^\dagger < 0, \quad (6.12)$$

$$\phi_{0X^\dagger}^\dagger = 0; \quad X^\dagger = 0, \quad -\infty < Y^\dagger < 0, \quad (6.13)$$

$$2\eta_0 - \frac{2}{3}X^\dagger\eta_{0X^\dagger} - \phi_{0Y^\dagger} = 0; \quad Y^\dagger = 0, \quad X^\dagger > 0, \quad (6.14)$$

$$\frac{5}{3}\phi_0 - \frac{2}{3}X^\dagger\phi_{0X^\dagger} - \eta_{0X^\dagger X^\dagger} = 0; \quad Y^\dagger = 0, \quad X^\dagger > 0, \quad (6.15)$$

$$\eta_{0X^\dagger} = 0, \quad X^\dagger = 0, \quad (6.16)$$

with matching conditions, via (6.3)-(6.6), which require,

$$\phi_0^\dagger(R^\dagger, \theta^\dagger) = -\frac{4\sigma}{3\pi}R^\dagger \sin \theta^\dagger + o(R^\dagger) \quad \text{as} \quad R^\dagger \rightarrow \infty, \quad -\pi/2 \leq \theta^\dagger \leq 0, \quad (6.17)$$

$$\eta_0^\dagger(X^\dagger) = -\frac{2\sigma}{3\pi} + o(1) \quad \text{as} \quad X^\dagger \rightarrow \infty, \quad (6.18)$$

where $X^\dagger = R^\dagger \cos \theta$ and $Y^\dagger = R^\dagger \sin \theta$. The exact solutions of (6.12) - (6.16) satisfying (6.17) and (6.18) may be obtained by inspection as,

$$\phi_0^\dagger(X^\dagger, Y^\dagger) = -\frac{4\sigma}{3\pi}Y^\dagger, \quad X^\dagger \geq 0, \quad -\infty < Y^\dagger \leq 0 \quad (6.19)$$

$$\eta_0^\dagger(X^\dagger) = -\frac{2\sigma}{3\pi}, \quad X^\dagger \geq 0. \quad (6.20)$$

We now proceed to next order, and after making the scaling $\phi^\dagger = \sigma\bar{\phi}^\dagger$ and $\eta^\dagger = \sigma\bar{\eta}^\dagger$, we obtain the non-trivial problem for $\bar{\phi}_1^\dagger$ and $\bar{\eta}_1^\dagger$,

$$\nabla^2 \bar{\phi}_1^\dagger = 0; \quad X^\dagger > 0, \quad -\infty < Y^\dagger < 0, \quad (6.21)$$

$$\bar{\phi}_{1X^\dagger}^\dagger = 1; \quad X^\dagger = 0, \quad -\infty < Y^\dagger < 0, \quad (6.22)$$

$$6\bar{\eta}_1 - 2X^\dagger\bar{\eta}_{1X^\dagger} - 3\bar{\phi}_{1Y^\dagger} = \frac{2}{\pi}; \quad Y^\dagger = 0, \quad X^\dagger > 0, \quad (6.23)$$

$$5\bar{\phi}_1 - 2X^\dagger\bar{\phi}_{1X^\dagger} - 3\bar{\eta}_{1X^\dagger X^\dagger} = 0; \quad Y^\dagger = 0, \quad X^\dagger > 0, \quad (6.24)$$

$$\bar{\eta}_{1X^\dagger} = 0, \quad X^\dagger = 0. \quad (6.25)$$

with matching conditions which require

$$\begin{aligned} \bar{\phi}_1^\dagger &= -\frac{2}{\pi}R^\dagger \sin \theta^\dagger \ln R^\dagger + \frac{2R^\dagger}{\pi} \left(1 + \ln \left(\frac{4}{\pi}\right)\right) \sin \theta^\dagger - \frac{2R^\dagger}{\pi} \theta^\dagger \cos \theta^\dagger + o(R^\dagger) \\ &\quad \text{as} \quad R^\dagger \rightarrow \infty, \quad -\pi/2 \leq \theta^\dagger \leq 0, \end{aligned} \quad (6.26)$$

$$\bar{\eta}_1^\dagger = -\frac{1}{\pi} \ln X^\dagger + \frac{1}{\pi} \ln \left(\frac{4}{\pi}\right) + o(1) \quad \text{as} \quad X^\dagger \rightarrow \infty. \quad (6.27)$$

The problem given by (6.21) - (6.27) with the matching conditions (6.26) and (6.27) is a linear harmonic problem in the quarter plane $X^\dagger, (-Y^\dagger) \geq 0$ and surface tension effects are present. This problem, which is parameter free, is solved numerically using finite differences. A graph of η^\dagger against X^\dagger and a contour plot of ϕ^\dagger are shown in Fig. 10. The small time asymptotic solution of [STP], via (6.5) and (6.6), together with the results of solving [STP] numerically are compared in Fig. 11.

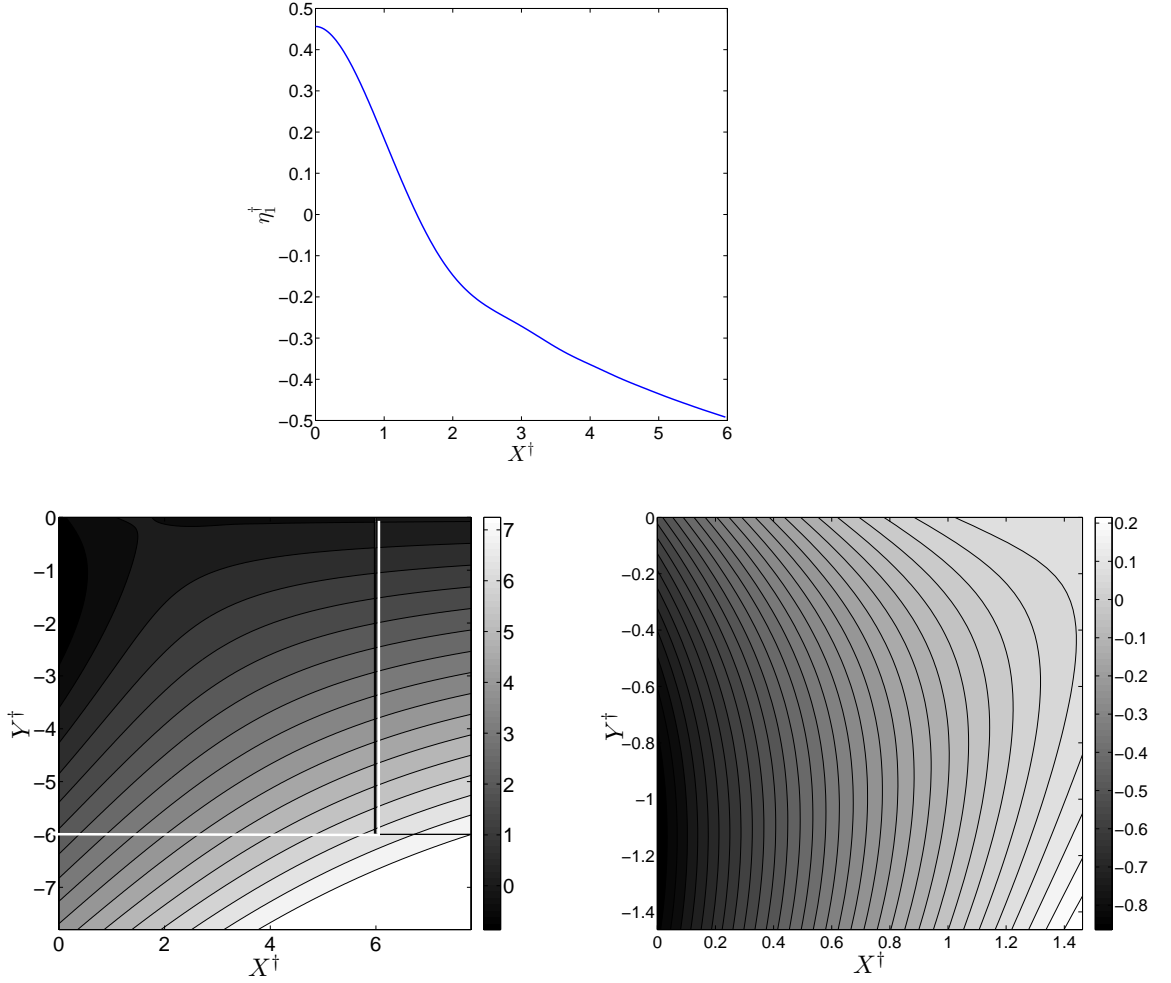


FIGURE 10. A graph of η_1^\dagger against X^\dagger (above) and a contour plot of ϕ_1^\dagger (below). A blown up version of the contour plot near the origin is shown on the right.

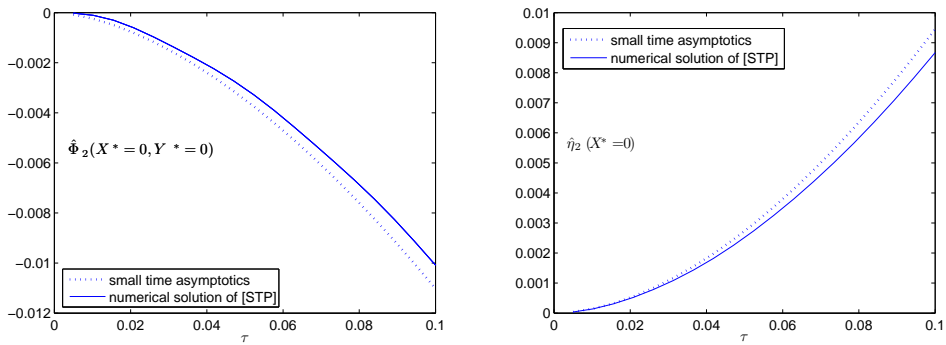


FIGURE 11. A comparison between the small time asymptotics of section 6 and the numerical solution to [STP] for the potential $\hat{\Phi}_2$ and free surface position $\hat{\eta}_2$. In particular we have $\eta_1^\dagger(X^\dagger = 0) = 0.4564$ and $\phi_1^\dagger(X^\dagger = 0, Y^\dagger = 0) = -0.5115$. ($d\tau = 0.005$ and $\sigma = 1.0$)

7. Summary

Here we provide a summary of the detailed structure obtained in the previous sections.

7.1. Asymptotic Structure of the solution to [IBVP]' as $\mathcal{W} \rightarrow 0$

In this section we summarize the structure of the solution to [IBVP]' as $\mathcal{W} \rightarrow 0$ in each of the asymptotic regions considered earlier.

7.1.1. Outer Region (I)

Here $(\bar{x}, y) \in \bar{D}(t) \setminus N_p$ and $t \gg \mathcal{W}^{\frac{1}{4}}(-\ln \mathcal{W})^{-\frac{3}{4}}$ as $\mathcal{W} \rightarrow 0$, with N_p being a neighbourhood of the induced contact point $(\bar{x}, y) = (0, y_0(t))$ such that $N_p = [0, \delta(\mathcal{W})) \times (-\delta(\mathcal{W}), \delta(\mathcal{W}))$, with $\delta(\mathcal{W}) = O(\mathcal{W}^{\frac{1}{2}})$ as $\mathcal{W} \rightarrow 0$. In this region we have, via (5.3) and (5.4), that

$$\phi(\bar{x}, y, t; \mathcal{W}) = \phi_0(\bar{x}, y, t) + o(1), \quad (7.1)$$

$$\eta(\bar{x}, t; \mathcal{W}) = \eta_0(\bar{x}, t) + o(1), \quad (7.2)$$

as $\mathcal{W} \rightarrow 0$. Here $y_0(t) = \eta_0(0, t)$ where $(0, y_0(t))$ is the induced contact point with the plate from this region. The detailed asymptotic structure of the functions $\phi_0(\bar{x}, y, t)$ and $\eta_0(\bar{x}, t)$ as $t \rightarrow 0^+$ has been given in subsection 5.1, dependent upon the details of section 3. This gives the detailed form of $\eta_0(\bar{x}, t)$, $\phi_0(\bar{x}, y, t)$ and $y_0(t)$ in (7.1) and (7.2) when $\mathcal{W}^{\frac{1}{4}}(-\ln \mathcal{W})^{-\frac{3}{4}} \ll t \ll 1$.

7.1.2. Outer Region (II)

Here $(\bar{x}, y) = (0, y_0(t)) + O(\mathcal{W}^{\frac{1}{2}})$ and $t \gg \mathcal{W}^{\frac{1}{4}}(-\ln \mathcal{W})^{-\frac{3}{4}}$ as $\mathcal{W} \rightarrow 0$. In this region we have coordinates $(\tilde{x}, \tilde{y}) = O(1)$ as $\mathcal{W} \rightarrow 0$ where $(\bar{x}, y) = (0, y_0(t)) + \mathcal{W}^{\frac{1}{2}}(\tilde{x}, \tilde{y})$. The corresponding asymptotic expansions are, via (5.13),

$$\phi(\tilde{x}, \tilde{y}, t, \mathcal{W}) = \phi_0(t) + \mathcal{W}^{\frac{1}{2}}[u_0(t)\tilde{x} + v_0(t)\tilde{y}] + \mathcal{W}\tilde{\phi}(\tilde{x}, \tilde{y}, t) + o(\mathcal{W}), \quad (7.3)$$

$$\eta(\tilde{x}, t, \mathcal{W}) = y_0(t) + \mathcal{W}^{\frac{1}{2}}\tilde{\eta}(\tilde{x}, t) + o(\mathcal{W}^{\frac{1}{2}}), \quad (7.4)$$

$$y_p(t; \mathcal{W}) = \eta(0, t; \mathcal{W}) = y_0(t) + \mathcal{W}^{\frac{1}{2}}\tilde{\eta}(0, t) + o(\mathcal{W}^{\frac{1}{2}}), \quad (7.5)$$

as $\mathcal{W} \rightarrow 0$, with $\phi_0(t)$, $u_0(t)$ and $v_0(t)$ as given in section 4. The detailed asymptotic structure of the functions $\tilde{\phi}(\tilde{x}, \tilde{y}, t)$ and $\tilde{\eta}(\tilde{x}, t)$ when $\mathcal{W}^{\frac{1}{4}}(-\ln \mathcal{W})^{-\frac{3}{4}} \ll t \ll 1$ have been given in subsection 5.2.

7.1.3. Inner Region (I)

Here $(\bar{x}, y) \in \bar{D}(0) \setminus N'_p$ and $t = O\left(\mathcal{W}^{\frac{1}{4}}(-\ln \mathcal{W})^{-\frac{3}{4}}\right)$ as $\mathcal{W} \rightarrow 0$, with N'_p being a neighbourhood of the initial contact point $(\bar{x}, y) = (0, 0)$ such that $N'_p = [0, \delta'(\mathcal{W})) \times (-\delta'(\mathcal{W}), \delta'(\mathcal{W}))$, with $\delta'(\mathcal{W}) = O(\mathcal{W}^{\frac{1}{2}}(-\ln \mathcal{W})^{-\frac{1}{2}})$ as $\mathcal{W} \rightarrow 0$. In this region we have, via (5.52), (5.60)- (5.67), that

$$\bar{\phi}(\bar{x}, y, \tau; \mathcal{W}) = \frac{\mathcal{W}^{\frac{1}{4}}}{(-\ln \mathcal{W})^{\frac{3}{4}}} \sigma \tau \tilde{\Phi}^\gamma(\bar{x}, y) + o\left(\frac{\mathcal{W}^{\frac{1}{4}}}{(-\ln \mathcal{W})^{\frac{3}{4}}}\right), \quad (7.6)$$

$$\eta(\bar{x}, \tau; \mathcal{W}) = \frac{\mathcal{W}^{\frac{1}{2}}}{(-\ln \mathcal{W})^{\frac{3}{2}}} \frac{\sigma \tau^2}{2} \tilde{\eta}_y^\gamma(\bar{x}, 0) + o\left(\frac{\mathcal{W}^{\frac{1}{2}}}{(-\ln \mathcal{W})^{\frac{3}{2}}}\right), \quad (7.7)$$

with $\tau = \mathcal{W}^{-\frac{1}{4}}(-\ln \mathcal{W})^{\frac{3}{4}}t = O(1)$ as $\mathcal{W} \rightarrow 0$. In the above, $\bar{\phi}(\bar{x}, y)$ for $(\bar{x}, y) \in \bar{D}(0)$ is as given in subsection 3.1.

7.1.4. Inner Region (II)

Here $(\bar{x}, y) = O\left(\mathcal{W}^{\frac{1}{2}}(-\ln \mathcal{W})^{-\frac{1}{2}}\right)$ and $t = O\left(\mathcal{W}^{\frac{1}{4}}(-\ln \mathcal{W})^{-\frac{3}{4}}\right)$ as $\mathcal{W} \rightarrow 0$. In this region we have coordinates $(\hat{X}, \hat{Y}) = O(1)$ as $\mathcal{W} \rightarrow 0$, with $(\bar{x}, y) = \mathcal{W}^{\frac{1}{2}}(-\ln \mathcal{W})^{-\frac{1}{2}}(\hat{X}, \hat{Y})$, whilst $t = \mathcal{W}^{\frac{1}{4}}(-\ln \mathcal{W})^{-\frac{3}{4}}\tau$ with $\tau = O(1)$ as $\mathcal{W} \rightarrow 0$. The corresponding asymptotic expansions are, via (5.69) and (5.70),

$$\begin{aligned} \phi(\hat{X}, \hat{Y}, \tau; \mathcal{W}) &= \frac{\mathcal{W}^{\frac{3}{4}}}{(-\ln \mathcal{W})^{\frac{1}{4}}} \left(\frac{\sigma\tau}{\pi} \hat{Y} - \frac{\sigma^2\tau^3}{3\pi^2} \right) + \frac{\mathcal{W}^{\frac{3}{4}} \ln(-\ln \mathcal{W})}{(-\ln \mathcal{W})^{\frac{5}{4}}} \left(\frac{\sigma\tau}{\pi} \hat{Y} - \frac{2\sigma^2\tau^3}{3\pi^2} \right) \\ &\quad + \frac{\mathcal{W}^{\frac{3}{4}}}{(-\ln \mathcal{W})^{\frac{5}{4}}} \hat{\Phi}_2(\hat{X}, \hat{Y}, \tau) + o\left(\mathcal{W}^{\frac{3}{4}}(-\ln \mathcal{W})^{-\frac{5}{4}}\right), \end{aligned} \quad (7.8)$$

$$\begin{aligned} \eta(\hat{X}, \tau; \mathcal{W}) &= \frac{\mathcal{W}^{\frac{1}{2}}}{(-\ln \mathcal{W})^{\frac{1}{2}}} \left(\frac{\sigma\tau^2}{2\pi} \left(1 + \frac{\ln(-\ln \mathcal{W})}{(-\ln \mathcal{W})} \right) + \frac{1}{(-\ln \mathcal{W})} \hat{\eta}_2(\hat{X}, \tau) \right) \\ &\quad + o\left(\mathcal{W}^{\frac{1}{2}}(-\ln \mathcal{W})^{-\frac{3}{2}}\right), \end{aligned} \quad (7.9)$$

and

$$\begin{aligned} y_p(\tau; \mathcal{W}) = \eta(0, \tau; \mathcal{W}) &= \frac{\mathcal{W}^{\frac{1}{2}}}{(-\ln \mathcal{W})^{\frac{1}{2}}} \left(\frac{\sigma\tau^2}{2\pi} \left(1 + \frac{\ln(-\ln \mathcal{W})}{(-\ln \mathcal{W})} \right) + \frac{1}{(-\ln \mathcal{W})} \hat{\eta}_2(0, \tau) \right) \\ &\quad + o\left(\mathcal{W}^{\frac{1}{2}}(-\ln \mathcal{W})^{-\frac{3}{2}}\right), \end{aligned} \quad (7.10)$$

as $\mathcal{W} \rightarrow 0$, with the functions $\hat{\eta}_2(\hat{X}, \tau)$ and $\hat{\Phi}_2(\hat{X}, \hat{Y}, \tau)$ as detailed in subsection 5.4

7.1.5. Structure Diagrams

It is now helpful to schematically illustrate the asymptotic regions summarized above. In Fig. 12 we display the outer regions with $\frac{\mathcal{W}^{\frac{1}{4}}}{(-\ln \mathcal{W})^{\frac{3}{4}}} \ll t \ll 1$, where,

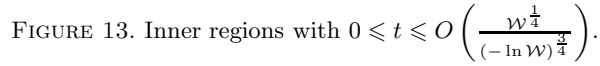
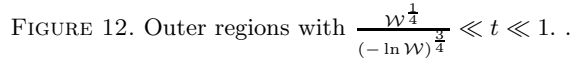
$$y_0(t) = \frac{2\sigma}{\pi} t^2 (-\ln t) + O(t^2 (-\ln t)), \quad (7.11)$$

$$\begin{aligned} y_p(t; \mathcal{W}) &= \left(\frac{2\sigma}{\pi} t^2 (-\ln t) + O(t^2 (-\ln t)) \right) \\ &\quad - \mathcal{W}^{\frac{1}{2}} \left(\frac{1}{(-\ln t)^{\frac{3}{2}}} \frac{\pi^{\frac{3}{2}}}{8\sqrt{\sigma}} + o((- \ln t)^{-\frac{3}{2}}) \right) + o(\mathcal{W}^{\frac{1}{2}}(-\ln t)^{-\frac{3}{2}}). \end{aligned} \quad (7.12)$$

In Fig. 13 we show the inner regions with $0 \leq t \leq O\left(\frac{\mathcal{W}^{\frac{1}{4}}}{(-\ln \mathcal{W})^{\frac{3}{4}}}\right)$ where

$$\begin{aligned} y_p(\tau; \mathcal{W}) &= \frac{\mathcal{W}^{\frac{1}{2}}}{(-\ln \mathcal{W})^{\frac{1}{2}}} \left(\frac{\sigma\tau^2}{2\pi} \left(1 + \frac{\ln(-\ln \mathcal{W})}{(-\ln \mathcal{W})} \right) + \frac{1}{(-\ln \mathcal{W})} \hat{\eta}_2(0, \tau) \right) \\ &\quad + o\left(\frac{\mathcal{W}^{\frac{1}{2}}}{(-\ln \mathcal{W})^{\frac{3}{2}}}\right), \end{aligned} \quad (7.13)$$

with $\tau = \mathcal{W}^{-\frac{1}{4}}(-\ln \mathcal{W})^{\frac{3}{4}}t = O(1)$ as $\mathcal{W} \rightarrow 0$.



where $\bar{\eta}_1^\dagger(0) = 0.4564$ via the numerical solution of section 6. A graph of $\hat{\eta}_2(0, \tau)$ against τ , as obtained via the numerical solution of [STP] in section 6, is shown in Fig. 14. When

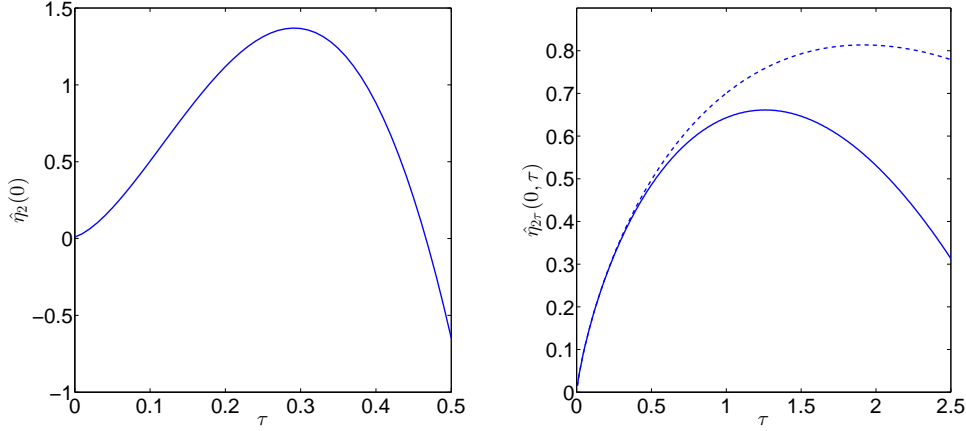


FIGURE 14. (Left) A graph of $\hat{\eta}_2(X^* = 0)$ against τ with $X_\infty = 100$ and $\sigma = 1.0$. (Right) A graph of $\hat{\eta}_{2\tau}(0, \tau)$ against τ with $X_\infty = 100$. The solid line represents the numerical solution of section 6 while the dashed line represents the asymptotic structure (7.20)

$\mathcal{W}^{\frac{1}{4}}(-\ln \mathcal{W})^{-\frac{3}{4}} \ll t \ll 1$, we have, via (7.12) and (5.36),

$$y_p(t; \mathcal{W}) \sim \frac{2\sigma}{\pi} t^2 \left(-\ln t - \frac{1}{2} \ln(-\ln t) + \frac{\pi}{2\sigma} K \right) - \frac{\mathcal{W}^{\frac{1}{2}} \pi^{\frac{3}{2}}}{8\sqrt{\sigma}(-\ln t)^{\frac{5}{2}}}. \quad (7.17)$$

We note that (7.14) and (7.17) satisfy, as they should, the Van Dyke asymptotic matching principle (as $\tau \rightarrow \infty$ and $t \rightarrow 0^+$ respectively). The early stage jet rise velocity $\dot{y}_p(t; \mathcal{W})$ (where $\dot{} = \frac{d}{dt}$) can now be obtained directly from (7.17) and (7.14) as

$$\dot{y}_p(\tau; \mathcal{W}) \sim \frac{\mathcal{W}^{\frac{1}{4}}}{(-\ln \mathcal{W})^{\frac{1}{4}}} \left(\frac{\sigma\tau}{\pi} \left(1 + \frac{\ln(-\ln \mathcal{W})}{(-\ln \mathcal{W})} \right) + \frac{1}{(-\ln \mathcal{W})} \hat{\eta}_{2\tau}(0, \tau) \right), \quad (7.18)$$

where now,

$$\hat{\eta}_{2\tau}(0, \tau) \sim \frac{4\sigma\tau}{\pi} \left(-\ln \tau + \ln 2 - \frac{1}{2} + \frac{K\pi}{2\sigma} - \frac{\pi^{\frac{5}{2}}}{2\sigma^{\frac{3}{2}}} \right) \quad \text{as } \tau \rightarrow \infty, \quad (7.19)$$

and

$$\hat{\eta}_{2\tau}(0, \tau) \sim \frac{4\sigma\tau}{3\pi} \left(-\ln \tau - \frac{1}{2} + \frac{3\pi}{2} \hat{\eta}_1^\dagger(0) \right) \quad \text{as } \tau \rightarrow 0^+. \quad (7.20)$$

A graph of $\hat{\eta}_{2\tau}(0, \tau)$ against τ from the numerical solution of [STP] in subsection 6.1 is shown in Fig. 14. When $\mathcal{W}^{\frac{1}{4}}(-\ln \mathcal{W})^{-\frac{3}{4}} \ll t \ll 1$ we then have

$$\begin{aligned} \dot{y}_p(t; \mathcal{W}) \sim \frac{4\sigma t}{\pi} \left(-\ln t - \frac{1}{2} \ln(-\ln t) + \frac{K\pi}{2\sigma} - \frac{1}{2} + \frac{1}{4(-\ln t)} \right) \\ - \frac{3\mathcal{W}^{\frac{1}{2}} \pi^{\frac{3}{2}}}{16\sqrt{\sigma} t(-\ln t)^{\frac{5}{2}}}. \end{aligned} \quad (7.21)$$

Next we examine the fluid velocity at the contact point, $|\nabla \phi(0, y_p(t; \mathcal{W}); \mathcal{W})|$, at the early stage of the jet formation. From inner region (II) we have

$$\nabla \phi(0, y_p(\tau; \mathcal{W}); \mathcal{W}) \sim$$

$$\mathcal{W}^{\frac{1}{4}}(-\ln \mathcal{W})^{\frac{1}{4}} \left(\frac{\sigma\tau}{\pi} \left(1 + \frac{\ln(-\ln \mathcal{W})}{(-\ln \mathcal{W})} \right) \mathbf{j} + \frac{1}{(-\ln \mathcal{W})} \nabla^* \hat{\Phi}_2(0, 0, \tau) \right), \quad (7.22)$$

as $\mathcal{W} \rightarrow 0$, when $\tau = \mathcal{W}^{-\frac{1}{4}}(-\ln \mathcal{W})^{\frac{3}{4}}t = O(1)$, with

$$\nabla^* \hat{\Phi}_2(0, 0, \tau) \sim \sigma\tau \left(\mathbf{i} - \frac{4}{\pi} \ln \tau \mathbf{j} \right) \quad \text{as } \tau \rightarrow \infty, \quad (7.23)$$

and

$$\nabla^* \hat{\Phi}_2(0, 0, \tau) \sim \sigma\tau \left(\frac{4}{3\pi}(-\ln \tau) \mathbf{j} + \nabla^\dagger \phi_1^\dagger(0, 0) \right) \quad \text{as } \tau \rightarrow 0^+, \quad (7.24)$$

where $\nabla^* = (\frac{\partial}{\partial X^*}, \frac{\partial}{\partial Y^*})$ and $\nabla^\dagger = (\frac{\partial}{\partial X^\dagger}, \frac{\partial}{\partial Y^\dagger})$ and, via the numerical solution of subsection 6.1 we have

$$\nabla^\dagger \phi_1^\dagger(0, 0) = \mathbf{i} + 0.7006\mathbf{j}. \quad (7.25)$$

When $\mathcal{W}^{\frac{1}{4}}(-\ln \mathcal{W})^{-\frac{3}{4}} \ll t \ll 1$ as $\mathcal{W} \rightarrow 0$, we then have,

$$\nabla \phi(0, y_p(t; \mathcal{W}), \mathcal{W}) \sim \sigma t \left(\mathbf{i} + \frac{4}{\pi}(-\ln t) \mathbf{j} \right) + \frac{\mathcal{W}^{\frac{1}{2}} \pi^{\frac{3}{2}}}{16\sqrt{\sigma}t(-\ln t)^{\frac{5}{2}}} \mathbf{j}. \quad (7.26)$$

Again we observe that (7.22) and (7.24) satisfy the Van Dyke matching principle (as $\tau \rightarrow \infty$ and $t \rightarrow 0^+$ respectively). Finally, we recall that when $t = O(\mathcal{W}^{\frac{1}{4}}(-\ln \mathcal{W})^{-\frac{3}{4}})$ (that is, $\tau = O(1)$) then the jet development in inner region (II) is controlled by a balance between fluid inertia and surface tension effects. The jet thickness is given by $\bar{x} \sim O(\Delta(\mathcal{W}, \tau))$, where

$$\Delta(\mathcal{W}, \tau) \sim \begin{cases} \Delta'(\mathcal{W})\tau^{\frac{2}{3}} & : \tau \ll 1 \\ \Delta'(\mathcal{W}) & : \tau = O(1) \\ \Delta'(\mathcal{W})\tau^2 & : \tau \gg 1 \end{cases} \quad (7.27)$$

with $\Delta'(\mathcal{W}) = \mathcal{W}^{\frac{1}{2}}(-\ln \mathcal{W})^{-\frac{1}{2}}$. When $\mathcal{W}^{\frac{1}{4}}(-\ln \mathcal{W})^{-\frac{3}{4}} \ll t \ll 1$, the jet has broadened and it is now dominated by fluid inertia, with surface tension effects only acting at the plate, within the jet, to maintain the contact angle condition. In particular, the jet thickness is now given by $\bar{x} \sim O(\delta(t))$ with $\delta(t) = -t^2 \ln t$, whilst surface tension acts on the length scale $\bar{x} \sim O(\delta'(\mathcal{W}, t))$, where, $\delta'(\mathcal{W}, t) = \mathcal{W}^{\frac{1}{2}}(-\ln t)^{-\frac{1}{2}}$.

8. Comparison with experimental data.

In this section we briefly compare our theoretical results with preliminary experimental results obtained at the University of Nottingham (see Korsukova (2014)). In these experiments the goal was to investigate the early-time, non-linear fluid behaviour generated by a controllable planar vertical plate, moving horizontally in a water-channel rig. Water, glycerol and water-glycerol mixture were used to look at the influence of the viscosity and surface tension on the fluid behaviour, while different coatings on the plate were used to vary the static contact angle; enabling a large range of various combinations of parameters to be studied. A thin light sheet was sent through the bulk of liquid, illuminating a two-dimensional vertical plane of interest, and allowing fluid behaviour to be captured on images with the aid of a high-speed Phantom camera. The images were then processed in Matlab, showing repeatable results, enabling profiles of the rapidly moving free surface to be created, and the characteristics of the changing fluid to be analysed (such as the dynamic contact angle, distance of the contact point from its initial position, the thickness

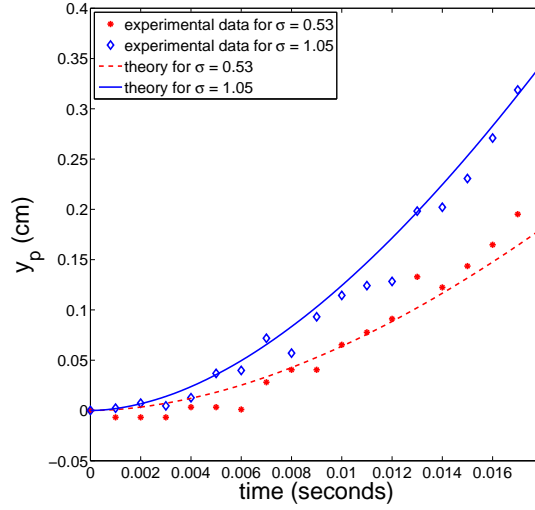


FIGURE 15. A comparison between the theoretical form (7.14) of the free surface displacement, y_p , at the plate contact point for small times against experimental data. The parameters here are $T = 70\text{mN/m}$; $\rho = 1.077\text{g/cm}^3$; $h = 3\text{ cm}$; $\sigma = 0.53, 1.05$. Moreover we have the parameter $\mathcal{W} = 0.0074$.

of the rising jet and occurrence of capillary waves). Two such cases for y_p are shown and compared with the appropriate theoretical calculations from (7.14) in Fig. 15. The comparison appears to be relatively good and suggests the small time asymptotic behaviour of the free surface displacement is captured well. We note that for the case where $\mathcal{W} = 0$ the jet rise is less for comparable times in comparison with the case when surface tension is present as one would expect from (5.36). We also plot free surface profiles near the contact point from (7.9) for differing values of σ and compare with experimental profiles in Figs. 16, 17 and 18, which again shows a promising comparison. We note that these figures show that in general (and more so for smaller values of σ) that the agreement between theory and experiments is better for lower values of τ which is to be expected as (7.9) is valid for $\tau = O(1)$ and one would expect the comparison to become progressively weaker as τ increases and we now move into the outer region where $t = O(1)$. We also note the increasing (with τ) disparity at the contact point. We anticipate that this is due to the very simple dynamic contact line model we have adopted in the theory, and would be improved with the inclusion of a more detailed dynamic contact line model. Further experimental work to corroborate these preliminary results are currently underway.

9. Results and Conclusions.

The flow and free surface evolution near the locality of the contact point has been considered for small times (for the case where the contact angle is $\pi/2$). In this problem we have treated the free surface as having weak surface tension characterised by the inverse Weber number \mathcal{W} . It has been found that four asymptotic regions, as $\mathcal{W} \rightarrow 0$, are required to describe the flow. After analysing an $O(1)$ outer region, in which the free surface elevation does not satisfy the contact condition at the point where the free surface meets the plate, a further outer region of length scale $O(\mathcal{W}^{\frac{1}{2}})$ and centered at the point where the free surface meets the plate must be introduced. It is found that

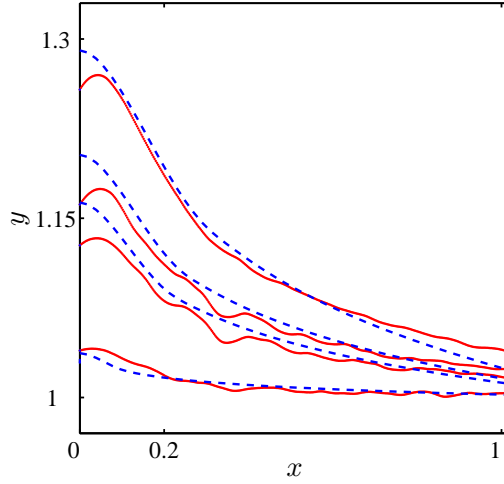


FIGURE 16. A comparison between the theoretical free surface profiles (7.9) near the contact point for small times against experimental data. The parameters here are $T = 70\text{mN/m}$; $\rho = 1.077\text{g/cm}^3$; $h = 3\text{ cm}$; $\sigma = 1.07$. The profiles in ascending order are for the dimensionless times $t = 0.162, 0.378, 0.432$ and 0.58 (which correspond to $\tau = 1.82, 4.247, 4.854, 6.517$) respectively with the dashed lines representing theoretical values and the symbols (which appear as a solid line) representing experimental data.

nonuniformities develop in the expansions in this second outer region when $t = o(1)$ as $\mathcal{W} \rightarrow 0$, and in particular when $t = O(\mathcal{W}^{\frac{1}{4}}(-\ln \mathcal{W})^{-\frac{3}{4}})$, giving rise to two further temporal inner regions. The second of these inner regions generates a harmonic evolution problem, referred to as [STP] in the paper, which we solve numerically using the method of finite differences. It is in this region that the initial jet-like behaviour close to the plate is captured. In section 7 we summarize the delicate asymptotic structure and construct the salient characteristics properties of the jet close to the contact point. This allows us to make comparisons with preliminary experimental data in section 8 where we show promising comparisons between our theoretical profiles for the spatial structure of the jet near the plate with those obtained in experiments.

Acknowledgements

JU would like to thank Peter Chamberlain from the University of Reading for his help with the numerical schemes adapted in the paper as well as Evgenia Korsukova for fruitful discussions on experiments. JU also acknowledges financial support provided by a Postdoctoral Fellowship from University of Birmingham.

REFERENCES

- CHWANG, A. T 1983 Nonlinear hydrodynamic pressure on an accelerating plate. *Phys. Fluids*, **26**, 383.
- GREENHOW, M. 1993 A complex variable method for the floating body boundary value problem. *J. Comput. Appl. Maths.* **46**, 115.
- HOWISON, S. D., OCKENDON, J., R., OLIVER J., M., PURVIS R., AND SMITH F. T. 2005 Droplet impact on a thin fluid layer. *J. Fluid Mech.* **542**, 1.

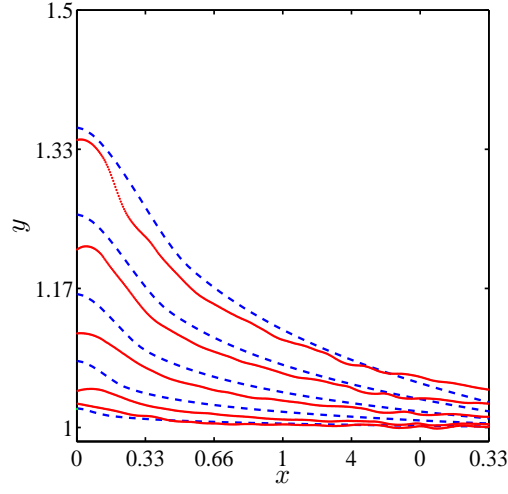


FIGURE 17. A comparison between the theoretical free surface profiles (7.9) near the contact point for small times against experimental data. The parameters here are $T = 70\text{mN/m}$; $\rho = 1.077\text{g/cm}^3$; $h = 3\text{ cm}$; $\sigma = 2.0$. The profiles in ascending order are for the dimensionless times $t = 0.089, 0.1779, 0.2669, 0.3559$ and 0.4449 (which correspond to $\tau = 1, 2, 3, 4, 5$) respectively with the dashed lines representing theoretical values and the symbols (which appear as a solid line) representing experimental data.

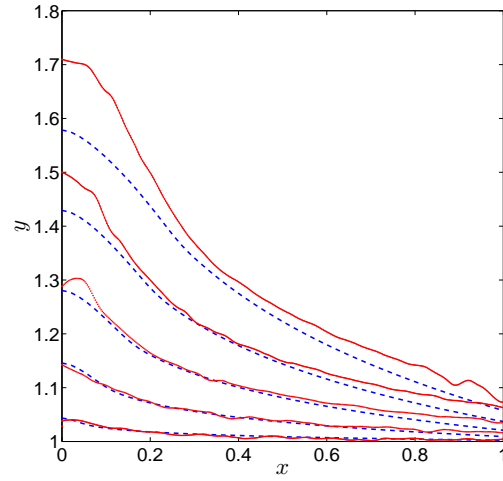


FIGURE 18. A comparison between the theoretical free surface profiles (7.9) near the contact point for small times against experimental data. The parameters here are $T = 70\text{mN/m}$; $\rho = 1.077\text{g/cm}^3$; $h = 3\text{ cm}$; $\sigma = 3.85$. The profiles in ascending order are for the dimensionless times $t = 0.089, 0.1779, 0.2669, 0.3559$ and 0.4449 (which correspond to $\tau = 1, 2, 3, 4, 5$) respectively with the dashed lines representing theoretical values and the symbols (which appear as a solid line) representing experimental data.

- IAFRATI, A. AND KOROBKIN, A. 2004 Initial stage of flat plate impact onto liquid free surface *Phys. Fluids* **16** 2214
- JOO, S., W., SCHULTZ, W., W., AND MESSITER, A. F. 1990 An analysis of the initial value wavemaker problem. *J. Fluid Mech.* **214**, 161-183.
- KING, A. C. AND NEEDHAM, D. J. 1994 The initial development of a jet caused by a fluid, body and free surface interaction. Part 1. A uniformly accelerated plate. *J. Fluid Mech.* **268**, 89-101.
- KOROBKIN, A. A., AND PUKHNACHOV, V. V. 1988, Initial stage of water impact. *Ann. Rev. Fluid Mech.* **20**, 159-185.
- KORSUKOVA, E., 2014, An experimental study of the initial evolution of a fluids free surface when displaced by an accelerating plate, PhD Thesis, Department of Civil Engineering, University of Nottingham.
- LIU, D., AND LIN, P. 2009, Three-dimensional liquid sloshing in a tank with baffles. *Ocean Eng.*, **36**, 202-212.
- NEEDHAM, D. J., BILLINGHAM, J. AND KING, A. C. 2007, The initial development of a jet caused by fluid, body and free-surface interaction. Part 2. An impulsively moved plate *J. Fluid Mech.* **67**, 67-84.
- NEEDHAM, D. J., CHAMBERLAIN, P., G., AND BILLINGHAM, J., 2008 The initial development of a jet caused by fluid, body and free surface interaction. Part 3. An inclined accelerating plate *QJMAM* **61**, 581-614.
- NORKIN, M., AND KOROBKIN, A., 2011 The motion of the free-surface separation point during the initial stage of horizontal impulsive displacement of a floating circular cylinder. *J. Eng Math* **70**, 239-254.
- PURVIS, R., AND SMITH, F. T. 2005, Droplet impact on water layers: post impact analysis and computations. *Proc. Roy. Soc. A*, **363**, 1209-1221.
- REBOUILLAT, S., AND LIKSONOV, D., 2010, Fluidstructure interaction in partially filled liquid containers: A comparative review of numerical approaches. *Computers and Fluids* **39**, 5, 739-746.
- ROBERTS, A. J., 1987, Transient free-surface flows generated by a moving vertical plate. *Quart. J. App. Math.* **40**, 129-158.
- VAN DYKE, M. 1975 *Perturbation Methods in Fluid Mechanics*. Stanford, CA, Parabolic Press.
- VELDMAN, A., E., P., GERRITS, J., LUPPES, R., HELDER, J., A., AND VREEBURG, J., P., B., 2007 The numerical simulation of liquid sloshing on board spacecraft. *J. Compt. Phys.* , **224**, 82-99.