

## Access to quality care after injury in Northern Malawi

Whitaker, John; Amoah , Abena S. ; Dube , Albert ; Rickard, Rory ; Leather , Andrew JM ; Davies, Justine

DOI:

[10.1186/s12913-023-10521-8](https://doi.org/10.1186/s12913-023-10521-8)

License:

Creative Commons: Attribution (CC BY)

### Document Version

Publisher's PDF, also known as Version of record

### Citation for published version (Harvard):

Whitaker, J, Amoah , AS, Dube , A, Rickard, R, Leather , AJM & Davies, J 2024, 'Access to quality care after injury in Northern Malawi: results of a household survey', *BMC Health Services Research*, vol. 24, 131. <https://doi.org/10.1186/s12913-023-10521-8>

[Link to publication on Research at Birmingham portal](#)

### General rights

Unless a licence is specified above, all rights (including copyright and moral rights) in this document are retained by the authors and/or the copyright holders. The express permission of the copyright holder must be obtained for any use of this material other than for purposes permitted by law.

- Users may freely distribute the URL that is used to identify this publication.
- Users may download and/or print one copy of the publication from the University of Birmingham research portal for the purpose of private study or non-commercial research.
- User may use extracts from the document in line with the concept of 'fair dealing' under the Copyright, Designs and Patents Act 1988 (?)
- Users may not further distribute the material nor use it for the purposes of commercial gain.

Where a licence is displayed above, please note the terms and conditions of the licence govern your use of this document.

When citing, please reference the published version.

### Take down policy

While the University of Birmingham exercises care and attention in making items available there are rare occasions when an item has been uploaded in error or has been deemed to be commercially or otherwise sensitive.

If you believe that this is the case for this document, please contact [UBIRA@lists.bham.ac.uk](mailto:UBIRA@lists.bham.ac.uk) providing details and we will remove access to the work immediately and investigate.

RESEARCH

Open Access



# Access to quality care after injury in Northern Malawi: results of a household survey

John Whitaker<sup>1,2,3\*</sup>, Abena S. Amoah<sup>4,5,6</sup>, Albert Dube<sup>4</sup>, Rory Rickard<sup>3</sup>, Andrew J. M. Leather<sup>2†</sup> and Justine Davies<sup>1,7,8†</sup>

## Abstract

**Background** Most injury care research in low-income contexts such as Malawi is facility centric. Community-derived data is needed to better understand actual injury incidence, health system utilisation and barriers to seeking care following injury.

**Methods** We administered a household survey to 2200 households in Karonga, Malawi. The primary outcome was injury incidence, with non-fatal injuries classified as major or minor (> 30 or 1–29 disability days respectively). Those seeking medical treatment were asked about time delays to seeking, reaching and receiving care at a facility, where they sought care, and whether they attended a second facility. We performed analysis for associations between injury severity and whether the patient sought care, stayed overnight in a facility, attended a second facility, or received care within 1 or 2 h. The reason for those not seeking care was asked.

**Results** Most households (82.7%) completed the survey, with 29.2% reporting an injury. Overall, 611 non-fatal and four fatal injuries were reported from 531 households: an incidence of 6900 per 100,000. Major injuries accounted for 26.6%. Three quarters, 76.1% (465/611), sought medical attention. Almost all, 96.3% (448/465), seeking care attended a primary facility first. Only 29.7% (138/465), attended a second place of care. Only 32.0% (142/444), received care within one hour. A further 19.1% (85/444) received care within 2 h. Major injury was associated with being more likely to have; sought care (94.4% vs 69.8%  $p < 0.001$ ), stayed overnight at a facility (22.9% vs 15.4%  $P = 0.047$ ), attended a second place of care (50.3% vs 19.9%,  $P < 0.001$ ). For those not seeking care the most important reason was the injury not being serious enough for 52.1% (74/142), followed by transport difficulties 13.4% (19/142) and financial costs 5.6% (8/142).

**Conclusion** Injuries in Northern Malawi are substantial. Community-derived details are necessary to fully understand injury burden and barriers to seeking and reaching care.

## Key messages

- *What is already known on this topic* – Empirical data on injury burden from low-income country settings is lacking, particularly from community derived sources.

†Andrew J. M. Leather and Justine Davies are joint senior authors.

\*Correspondence:

John Whitaker

j.whitaker@bham.ac.uk

Full list of author information is available at the end of the article



- *What this study adds* – We conducted a household survey in Northern Malawi to understand incidence, health system utilisation, time delays and barriers to receiving care following injury. We found the burden of injuries was substantial with a community preference to attend primary facilities directly following injury, many not receiving care within 2 hours of injury. Almost a quarter of those injured did not seek care at all revealing important health system barriers inhibiting timely access to care.
- *How this study might affect research, practice, or policy* – Addressing the identified barriers to seeking timely care and streamlining care to the most appropriate facilities have important policy implications for injury care system strengthening in this and similar settings.

**Keywords** Wounds and injuries, Health services research, Health care surveys, Health care quality, access, and evaluation, Malawi

## Background

The consequences of injury are broad. The World Health Organisation (WHO) has conceptualised a population's injury burden pattern as a pyramid [1]. Fatal injuries are the tip, followed by injuries requiring hospitalisation, emergency facility visits, and those outside of, or not reaching, the formal health system. Fatal injury accounts for 8% of global deaths [2] with most (90%) occurring in Low and Middle Income Countries (LMICs) [3]. The burden of non-fatal injuries is similarly important and substantial. One billion people sustain an injury sufficiently severe to require formal healthcare each year [4]. Trauma is responsible for 9.8% of all Disability Adjusted Life Years (DALY) globally and 22.0% of DALYs for young adult males [5]. This disease burden is also not uniformly distributed with DALY rates for children ninefold higher in sub-Saharan Africa compared to high-income countries [4]. Injuries also potentially place an enormous burden upon health systems. Up to 38% of surgically treatable disease burden in LMICs is injury-related [6, 7]. Nearly half of injury-related mortality occurs in individuals aged 15 to 44 during their most economically productive years [8, 9].

However, much of this injury data is from modelling, and empirical data is lacking. The WHO found that for reported injury-related DALYs in LMICs, 52% (74/144) of LMICs lacked complete, country-specific data for these calculations and used modelled estimates [8]. The development of trauma registries for prospective collection of trauma patient data supports surveillance and care improvements in HIC settings [10]. Whilst there are examples of successfully established registries in LMICs [11, 12], resource constraints have limited their widespread adoption [13]. Trauma registries are also limited to only recording patients with injuries treated in a facility and will not include those who choose not to seek care or do not survive to reach care. The lack of routine injury surveillance data in LMICs has led to calls for the adoption of non-traditional data

sources to help fill this knowledge gap, such as demographic health surveillance and household surveys [14].

Within Malawi, injuries are estimated to account for 19% of non-communicable disease and injury disability-adjusted life years and 82% of injury burden affects those under 40 [15]. One third of road traffic collisions cause a fatality, with an average age of 32, with death more likely following collisions in rural areas, where the majority of Malawian's live [16, 17]. However, obtaining reliable data on injuries is a challenge. The quality of routinely collected medical records in Malawi is insufficient to serve this purpose [16, 18]. Trauma registries exist in only a few facilities within Malawi, in Lilongwe and Blantyre, and not within the Northern region [12, 19]. Additionally, most studies on injury care within Malawi have focused on facility-based care. There is limited evidence available about burden of injuries and population barriers to seeking care following injury, in keeping with the paucity of global literature on this subject [20].

Household surveys can provide valuable information on nonfatal injury epidemiology and healthcare utilisation. Household surveys represent a valuable method to obtain generalisable population based data particularly where routine registration of injury data is absent [21]. Community-based studies include injuries that never reach facilities [22–26], and can complement facility based registry data that tends to dominate trauma epidemiology studies. We conducted a community-based household survey to investigate non-fatal injury burden and healthcare utilisation in Northern Malawi to better understand this neglected community-based phase of the post injury health system response.

Our objectives were:

1. To understand the incidence of injuries suffered by residents of the HDSS in the past 12 months
2. To explore health system utilisation including facility attendance and type following non-fatal injury

3. To establish time delays following non-fatal injury to receiving medical treatment in a facility.
4. To establish barriers to seeking care following non-fatal injury.

## Methods

We conducted a cross-sectional household survey in the Health and Demographic Surveillance System (HDSS) in Karonga, Northern Malawi between October 2019 and February 2020.

### Survey development

The survey was adapted from the WHO Guidelines for conducting community surveys on injuries and violence [21]. Additional questions were included to capture health-seeking behaviour, experience of, and reasons for, delays to seeking, reaching and receiving healthcare, and perceived healthcare quality. The survey was translated into the vernacular language of Chitumbuka by trained native speakers. Fieldworkers were trained and the survey was piloted within the local community on a sample of households including individuals with recent injury.

### Study setting

This study was conducted in the health system serving the HDSS population, Karonga District, representative of populations in Northern Malawi and similar contexts [27]. The HDSS population exceeds 40,000 and have participated in surveys for over twenty years [27]. The population is mostly rural, with 15% living in semi-urban settlements. The rural lakeshore district of Karonga is a subsistence economy reliant on farming and fishing [27]. A major paved road runs through the district but secondary roads are mostly unpaved [27].

Several primary health facilities serve the Karonga HDSS population including those run by the government, a military facility accessible by civilians, private facilities, and Christian Health Association of Malawi (CHAM) facilities. Two main secondary care facilities serve the population including a government facility approximately 70 km to the North and a CHAM facility approximately 40 km to the South over difficult terrain. Tertiary care is provided in the regional capital Mzuzu, approximately 150 km to the South at a government central hospital. Secondary and tertiary facilities provide resuscitative surgery for severe injuries.

### Sample size

We based our sample size calculation on surveying at least 100 individuals who had accessed care to achieve our study objectives related to health system access [28–31]. We assumed a non-fatal injury annual incidence of approximately 5% [28–30]. A sample of 10,000 persons

was required to detect this proportion with a confidence interval of 0.046–0.055. Households within our study HDSS population are known to contain five individuals on average meaning 2,000 household surveys were required to cover the injury experience of 10,000 individuals. To adjust for non-response, experienced HDSS staff estimated 10% of local households might refuse or be unavailable to take part in the survey. Therefore, we estimated we required to sample 2,200 households to achieve our study objectives.

### Sampling

We used computer random number generation within Microsoft Excel for simple randomisation of all households within the HDSS to identify the sample for survey.

### Identification of participants

Any household member present aged over 18 was eligible to act as a proxy informant to complete the survey on behalf of the household. If no such household member was present or identified nearby following two attempts to visit the household was marked as missing. If more than one willing adult over 18 was present during the visit, the one most knowledgeable about recent injuries within the household was selected.

### Data collection

Data were collected by experienced and trained data collectors who administered the survey to participants in the local language. Field workers, some of whom were health care workers, were MEIRU staff members with extensive prior experience administering surveys in the community. Specific training on administering this survey, along with piloting amongst community members known to have had a recent injury, took place over a 1 week period. Data was collected into REDCap [32] using the mobile application on password-protected tablets. Data was uploaded to a central secure server daily. Respondents were asked if anyone in their household had suffered a fatal or non-fatal injury in the preceding 12 months, and if so, how many people had suffered an injury. Injury was defined as physical damage following any external force. A non-fatal injury minimum severity was defined as preventing the injured person from performing their usual activities for at least one day or seeking healthcare. If an individual had suffered more than one injury in the preceding 12 months, only the most severe injury, defined as that with the largest number of days unable to perform usual activities, was recorded.

For households with at least one non-fatal injury reported, the following details were collected for each injured person: the sex and age of the injured person in years; how long in total they were not able to perform

normal activities in days; and whether the injured person sought medical attention or treatment outside of the household. If the answer to seeking medical attention or treatment outside the household was yes, questions about health system utilisation were asked. If the answer was no, questions about reasons for not seeking care were asked.

Questions asked of respondents who indicated the injured person had sought medical treatment, were: where care was first sought (named facility or other specified with free text) and whether a second facility was attended, and if yes where (named facility or other specified with free text). Time delays for care seeking were asked as follows: how long after the injury was the decision taken to seek care; how long it took to reach the first care facility after deciding to seek care; and how long it took to receive treatment once at the first facility (exclusive categories of <1 h, 1–2 h, 2–4 h, 4–6 h, 6–12 h, 12–24 h, >24 h). The delay in receiving treatment was the time between arriving at a facility and actually receiving something considered treatment from a health-care worker, such as medications, IV fluids or wound care. Respondents were further asked how satisfied the treated person was that the care received was good quality (exclusive categories of very satisfied, satisfied, neither satisfied nor dissatisfied, dissatisfied, or very dissatisfied) and whether the injured person stayed overnight in a health facility and if yes for how many days.

Respondents who indicated the injured person had not sought medical treatment were asked the reasons for this decision (able to select multiple categories from “The injury was not serious enough to need medical care”, “The person or family had other priorities or responsibilities”, “It was too difficult to get transport to health facility”, “The family member responsible for decisions about seeking care did not want the injured person to seek care”, “The financial cost of seeking care was too much”, “The health facility was too far away”, “The injured person prefers to see traditional healers for health problems”, “The health facility would not provide effective treatment for this problem”, “The injured person did not believe that it was right to seek care following an injury”, “The health facility would not treat the injured person with respect”, “The injured person did not know healthcare was available”, “People fear the consequences of helping an injured person (e.g. being accused of causing the injury)”, “The health facility would not communicate well with the injured person and family” and other specified with free text). From the same reasons, the most important was also identified by participants.

### Outcome variables

The primary outcome for this analysis is the incidence of at least one injury in the previous 12 months, stratified by major and minor for non-fatal injuries. As is common in household studies on nonfatal injuries [33], injuries were categorised as major or minor based on the number of days of disability. Injuries with an associated disability of between 1 and 29 days are minor, those with 30 days or more are major. The number of occupants for households surveyed (incidence denominator) was taken from available HDSS surveillance data. Secondary outcomes are patterns of facility preference and use, time delays to seeking, reaching and receiving care, perceived care quality and barriers preventing seeking care.

Facilities named were categorised as “government primary”, “government secondary”, “government tertiary”, “faith-based primary”, “faith-based secondary”, “military primary”, “private primary” and “unknown”. Facilities were further categorised into facility type as primary or referral (including secondary and tertiary care). Time delays to care were classified into receiving care in less than the “Golden Hour” (seeking, reaching and receive care all took <1 h), less than the Lancet Commission on Global Surgery (LCoGS) 2-h target but more than 1 h (two of seeking, reaching or receiving care took <1 h and the other took 1–2 h), and longer than 2 h (any other combination of delay times). Both the “Golden” 1 h target and LCoGS 2 h targets for time to key patient interventions following injury are recognised internationally as a benchmark for high quality health systems to aim for [34–37]. Free text responses for other specified answers were reviewed. Where suitable these were assigned to an existing category or a new category was assigned.

### Analysis

Counts, percentages, median and interquartile ranges, describe the results. For those sustaining an injury, using SPSS, we performed univariable analysis using chi-squared (or Fisher’s exact if cell counts <5) to test for associations between sustaining a major injury rather than minor injury and whether the patient, sought care or not, stayed overnight in a facility or not, attended a second place of care or not, first facility type visited and whether they received care within 1 or 2 h from injury or not. Missing or non response is reported.

### Ethical considerations

All study details were explained to all study participants. They were provided with a participant information leaflet and consent form which they read or was read out to them in Chitumbuka by a native speaking research assistant. Any questions about the study conduct were



answered, and participants signed or provided a thumbprint on an informed consent form, confirming their agreement to participate in the study. This was witnessed. Therefore, informed consent was obtained from all subjects. The study was approved by the Malawi National Health Sciences Research Committee (ref 19/07/2368) and the UK MOD Research and Ethics Committee (ref 961/MODEC/19). All methods were carried out in accordance with relevant guidelines and regulations.

### Patient and public involvement

A community sensitization meeting took place. Traditional heads were invited to attend a meeting where all aspects of the community study was explained, and questions answered. This is routine practice on the introduction of new studies within the MEIRU Karonga HDSS [27].

### Results

Out of 2200 households visited, 82.7% (1819/2200) completed the survey (Fig. 1). Over a quarter of households, 29.2% (531/1819), reported at least one member sustaining at least one injury in the previous 12 months. These 531 households reported 611 non-fatal injuries and four fatal injuries in the preceding 12 months. This represented an incidence of 6900 per 100,000 (615/8866). Most non-fatal injuries, 73.4% (447/609), were minor (<30 days disability) whilst 26.6% (162/609) were major (30 days disability or more). Disability days was missing for 2 individuals. Males represented 61.9% (378/611) of those injured, and the median age at time of injury was 22 years (IQR 10–40) (Fig. 2).

Three-quarters of those injured, 76.1% (465/611), reported seeking medical attention after the injury.

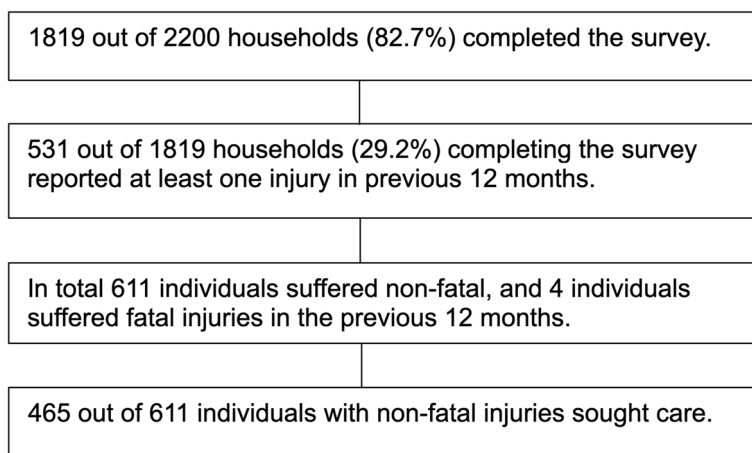
Almost all, 96.3% (448/465), attended a primary facility first. This was most commonly a primary government facility (67.7%, 315/465) followed by private primary facilities (13.1%, 61/465) (Table 1). Almost a third of those seeking care, 29.7% (138/465), reported attending a second place of care following the injury. For 43.9% (61/138), this was the district secondary care referral hospital. The pattern of facility attendance by facility type is shown in Fig. 3.

Almost a third, 32.0% (142/444), of injured patients who sought care, reported less than 1-h delay for each of seeking, reaching, and receiving care (Fig. 4) and therefore received care within the “Golden Hour”. A further 19.1% (85/444) likely received care within the LCoGS 2 h metric. For 48.9% (217/444), care took longer than 2 h from point of injury. Whilst more minor injuries received care within the “Golden Hour” than major injuries, this was not significant (33.2% vs 29.5%,  $p=0.577$ ) (Additional file 1: Table 1).

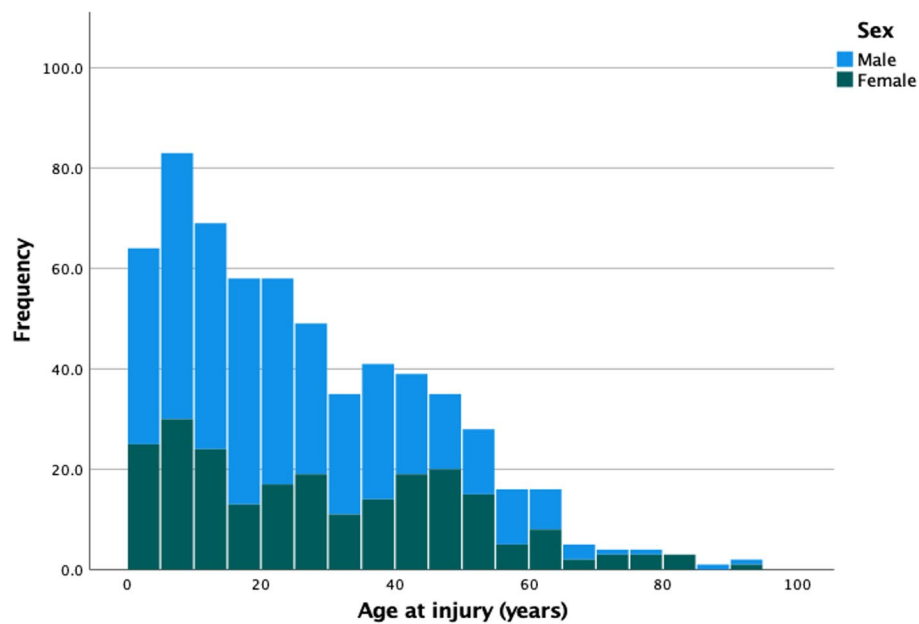
For those who sought care, over three quarters, 77.3% (361/467) were either satisfied or very satisfied with the quality of care received and 18.0% (84/467) stayed overnight in a health facility. The median length of overnight stay was two days (IQR 1–3, maximum 33).

On univariable analysis, major injury was associated with being more likely to have; sought care than not (94.4% vs 69.8%  $p<0.001$ ), attended a second place of care than not (50.3% vs 19.9%,  $P<0.001$ ), stayed overnight at a facility than not (22.9% vs 15.4%  $P=0.047$ ). No such difference was seen for which facility type (primary or referral) was attended first ( $p=0.156$ ) although few people had visited a referral facility first (Additional file 1: Table 2).

The majority, 93.7% (133/142), of those who did not seek care had minor injuries. Reasons given included



**Fig. 1** Flow diagram of household participant responses for injury incidence and healthcare seeking

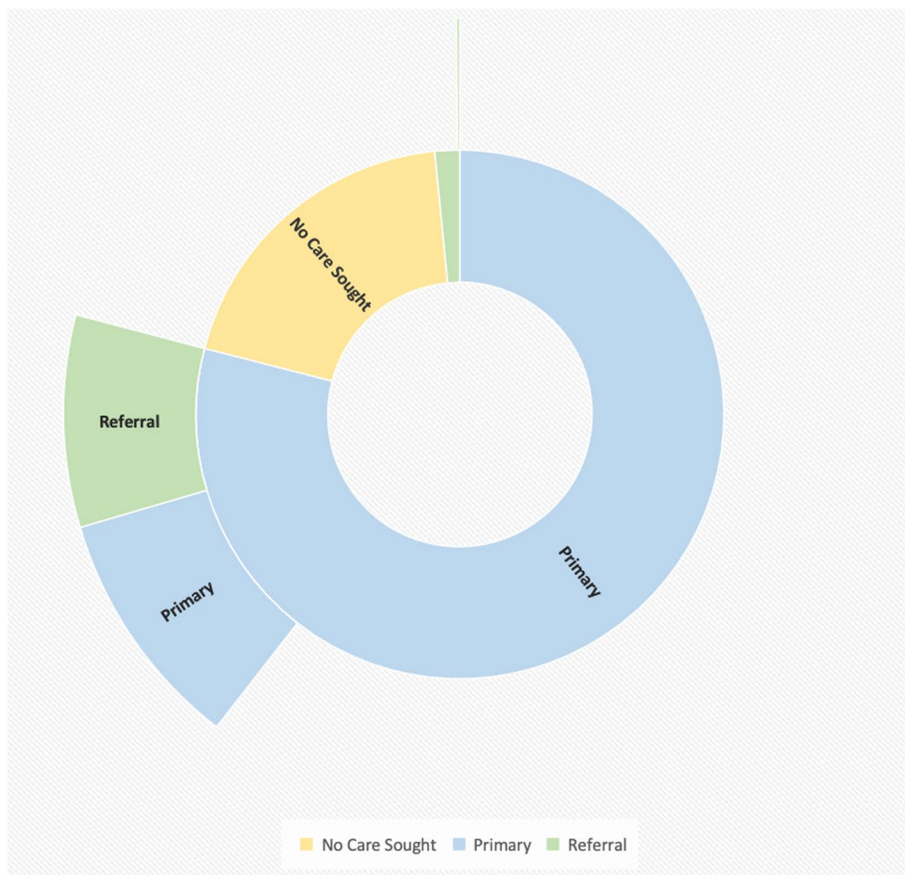


**Fig. 2** Household survey histogram of injured patients according to age at injury and sex. Bars represent 5-year intervals, male sex in blue and female sex in green

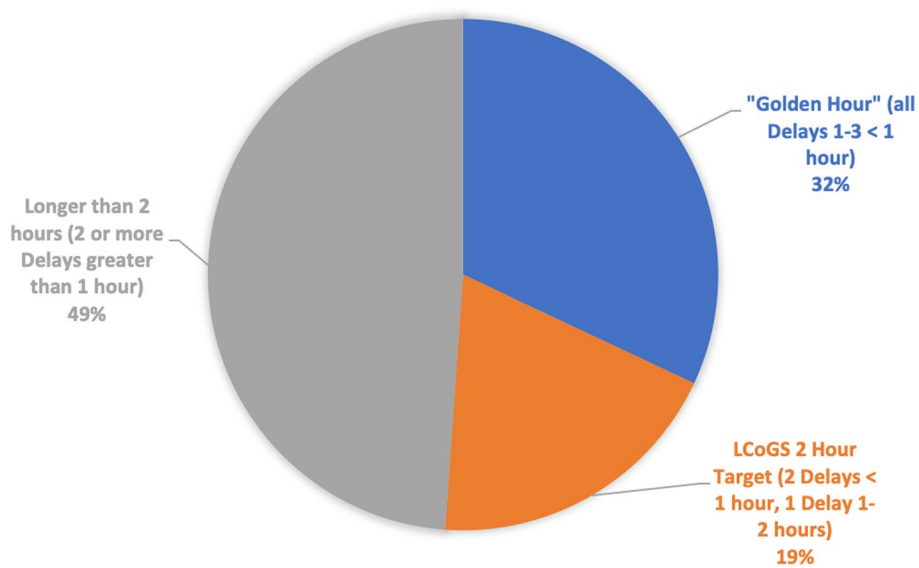
**Table 1** Household survey demographics, health facility care seeking and satisfaction according to injury severity

	All	Minor severity	Major severity
Age in years (median)	22.0	21.0	32.5
Male sex	All % (n/610)	Minor severity % (n/446)	Major severity % (n/162)
	62.0 (378)	61.2 (273)	64.0 (103)
Sought care after injury	All % (n/611)	Minor severity % (n/446)	Major severity % (n/162)
	76.1 (465)	70.0 (312)	94.4 (153)
Where did the injured person first seek medical treatment for his/her injury? By facility type <sup>a</sup>	All % (n/465)	Minor severity % (n/311)	Major severity % (n/153)
Primary any	96.3 (448)	95.2 (296)	98.7 (151)
Secondary any	1.9 (9)	2.3 (7)	1.3 (2)
Tertiary	0.2 (1)	0.3 (1)	0 (0)
Other	1.5 (7)	2.3 (7)	0 (0)
Where did the injured person secondarily seek medical treatment for his/her injury? By facility type <sup>a</sup>	All % (n/139)	Minor severity % (n/62)	Major severity % (n/77)
Primary any	53.2 (74)	64.5 (40)	44.2 (34)
Secondary any	45.3 (63)	33.9 (21)	54.5 (42)
Tertiary	0.7 (1)	1.6 (1)	0 (0)
Other	0.7 (1)	0 (0)	1.3 (1)
For those seeking care, how satisfied were they with the care quality?	All % (n/465)	Minor severity % (n/312)	Major severity % (n/153)
Very satisfied	47.3 (221)	51.6 (161)	38.6 (59)
Satisfied	30.0 (140)	27.9 (87)	34.6 (53)
Neither satisfied nor dissatisfied	9.2 (43)	8 (25)	11.8 (18)
Dissatisfied	10.5 (49)	9.6 (30)	12.4 (19)
Very dissatisfied	1.7 (8)	1.9 (6)	0.7 (1)
Don't know / can't remember	1.3 (6)	1 (3)	2.0 (3)

<sup>a</sup> Further facility type breakdown available in Additional file 1: Table 3



**Fig. 3** Household survey sunburst chart showing summary (primary blue, referral green, no care sought yellow) of first facility type (innermost ring) and second facility type (outer ring) attended (where applicable)



**Fig. 4** Proportion of patients receiving care within 1 and 2 hours from injury. Those receiving care from time of injury within 1 hour are shown in blue, between 1–2 hours in orange and longer than 2 hour in grey



**Table 2** Reasons given for injured persons not seeking care

	All % (n/142)	Minor % (n/133)	Major % (n/9)
<b>What were the reasons given for not seeking care (all that apply)?</b>			
Injury was not serious enough (refused $n = 1$ )	60.6 (86)	62.4 (83)	22.2 (2)
Other priorities or responsibilities (refused $n = 1$ )	21.8 (31)	22.6 (30)	0 (0)
Too difficult to get transport	19 (27)	18.8 (25)	22.2 (2)
The family member responsible for decisions about seeking care did not want the injured person to seek care (refused $n = 1$ )	15.5 (22)	15 (20)	11.1 (1)
The financial cost was too much	11.3 (16)	9.8 (13)	22.2 (2)
The health facility was too far away	11.3 (16)	11.3 (15)	11.1 (1)
Preference for traditional healers	10.6 (15)	11.3 (15)	0 (0)
The health facility would not provide effective treatment	4.9 (7)	4.5 (6)	11.1 (1)
Belief it is not right to seek care following injury (refused $n = 2$ )	3.5 (5)	3.8 (5)	0 (0)
The health facility would not treat the injured person with respect	3.5 (5)	3 (4)	11.1 (1)
Other—Self Care—first aid, medication	12.7 (18)	12 (16)	22.2 (2)
<b>What is the most important reason why the injured person did not seek medical care? (refused = 1)</b>			
Injury was not serious enough	52.1 (74)	53.4 (71)	22.2 (2)
Too difficult to get transport	13.4(19)	12.8 (17)	22.2 (2)
The financial cost was too much	5.6(8)	4.5 (6)	11.1 (1)
Preference for traditional healers	4.9(7)	5.3 (7)	0 (0)
The health facility would not provide effective treatment	4.2(6)	3.8 (5)	11.1 (1)
Other—Self Care—first aid, medication, unclear	5.6(8)	4.5 (6)	22.2 (2)

Presented here are those reasons with  $n > 5$ . For the full list see Additional file 1: Table 4

believing the injury was not serious enough, 60.6% (86/142), having other priorities or responsibilities, 21.8% (31/142), being too difficult to get transport to a health facility, 19% (27/142) and the family member responsible for decisions about seeking care not wanting the injured person to seek care 15.5% (22/142) (Table 2). The stated most important reason was most commonly that the injury was not serious enough 52.1% (74/142), followed by it being too difficult to get transport to a health facility 13.4% (19/142), the financial cost of seeking care being too much 5.6% (8/142) and a preference for traditional healers 4.9% (7/142).

## Discussion

Our household survey confirmed a substantial burden of injuries within our population of study comparable to other rural low-income country settings. We found a community preference to attend primary facilities directly following injury, almost half of whom did not receive care within 2 h of injury. Almost a quarter of those injured in this population did not seek care at all. Although most of these injuries were minor, we identified important health system barriers inhibiting timely access to care.

Our reported injury incidence of 6900 per 100,000 is comparable with that observed in other sub-Saharan African settings ranging from 4300 – 15,200 per 100,000

[22, 38–43]. Injuries were more common in younger [41, 42] or male [38–40, 42] community members. The younger and male sex predominance is a well described global phenomenon possibly driven by alcohol use, dangerous occupations, or risk-taking behaviour [44].

The initial preference for seeking care in primary facilities, even for people with major injuries, confirmed a lack of bypassing to referral facilities. This is consistent with the experience of the injured in Malawi and other LMICs, with the injured often going directly to the nearest healthcare facility, which may not have the capacity to manage trauma patients [45]. For instance, in Tanzania, only 6% of trauma patients had travelled direct to a tertiary facility for their care [46]. Seeking care in primary facilities in our study, as opposed to bypassing to secondary and tertiary care, may simply reflect on the rural context and access to the facility which is closest; as our previous study showed that 94% of this population in Karonga could theoretically reach a primary facility within 1 h and the remaining 6% could access within 2 h [47]. The preference for seeking care in primary facilities in our rurally located study contrasts with what was found in a study from an urban setting in Lilongwe which reported that most patients came directly to the tertiary facility with only 13.1% of trauma cases being referred from other facilities [45]. This care seeking pattern observed in our rural population subsequently

necessitates interfacility transfer for those with serious injuries to referral facilities. The lack of rural bypassing to secondary and tertiary care is problematic as it can lead to potentially avoidable delays in injured patients receiving specialist care or intervention not available in primary facilities. Unfortunately, long delays can be common for injured patients requiring transfer in similar contexts. In Tanzania, 85% of traumatic brain injured patients requiring interfacility transfer, were delayed by over 4 h [48]. Whilst in Rwanda, half of referred trauma patients took over 2 days to be transferred [6].

Severe injuries can require life or limb saving time-critical intervention. Long delays before receiving quality facility care can increase the risk of dying following severe injury [49–55]. We found that only one third and one half received care within the golden hour and LCoGS 2 h targets respectively. This estimate is compounded by initial treatment taking place in primary facilities, without capability to undertake the time critical procedures required for more severely injured patients. Although the concept of the golden hour and LCoGS 2 h timeframe may not be relevant for all injuries, they remain a benchmark for guiding trauma system strengthening [36].

Our survey found almost a quarter of those sustaining an injury did not seek care, with lack of care seeking still reasonably high in those with major injuries (at around 6%). Whilst the first delay is under researched in trauma care literature [56] evidence for a real and important phase one delay following trauma in LMICs is growing, with multiple studies providing quantitative or qualitative data. First delay barriers represented two fifths of reasons given for delay following fractures treated at facilities across 18 different LMICs, causing a median 6 day delay which was longer than that attributed to reaching or receiving care [57]. Community based household survey data of extremity injuries in Rwanda found over half did not seek formal medical care [22], and similar low levels of care seeking following injury have been described in Cameroon [23], China [24], and rural Kenya [25]. In Ghana, not seeking injury care was more pronounced for rural populations than urban [26].

We found that other priorities and responsibilities was a commonly cited reason. This phenomenon likely relates to the health literacy of those community members involved who may underestimate injury severity, whilst also relating to financial concerns such as not wishing to incur financial loss, either through providing transport, losing income or being held liable. Whilst not as prominent in the injury care literature as other barriers, reliance on community members to support care seeking decisions, was shown to act as a barrier to injury care for head injuries in Uganda [58]. Such community decision making was also considered a high

priority Delay 1 barrier in a stakeholder mapping workshop in Rwanda [59] and the advice of others played a role in seeking eye injury care in Tanzania [60]. Community empowerment and first aid training has been proposed as a means to support a better bystander pre-hospital response following injuries in Malawi and similar LMIC settings [46, 61, 62].

In Malawi, direct payment for care is required at private or faith-based facilities [63, 64]. We found, as have others, that these facility types play a lesser role compared to government facilities in the immediate management of injured patients [30, 65]. Most injured patients sought care at government funded facilities which should be free at point of access for Malawian nationals. Nevertheless, cost was found a common and important reason for not seeking care. The role of financial issues in delaying or preventing care access has been found in other sub-Saharan Africa and LMIC settings. Community based surveys from Ghana, Cameroon, Sudan, Rwanda and China found financial reasons for not seeking care were present in between one tenth and a half of cases [22–24, 28, 30]. Other studies have evidenced this effect too. In South Africa, analysis of verbal autopsy data found that costs prohibiting care seeking were associated with one fifth of avoidable trauma deaths [29]. A stakeholder mapping workshop in Rwanda identified a number of financial factors including cost of transport, fear of loss of earnings, fear of impoverishment and cost perceptions, were barriers to seeking injury care [59].

A preference for traditional healers was also an important reason for some not seeking care. This phenomenon is similarly observed elsewhere in Malawi. A tenth of children receiving tertiary burn care in Lilongwe had first tried traditional medicine, which was associated with delay in presentation and increased odds of mortality [66]. The role of traditional healers in providing injury care in some sub-Saharan African contexts can be substantial. In surveys in Ghana and Sudan around a tenth of injured person respondents sought traditional healer care, often as the only provider [28, 30]. Other studies in Ghana and Kenya have found them to be the most common provider choice [25, 67]. Traditional healer preference can cause longer delays to seeking formal care than other potential barriers, with an average of eight days in one study [57]. However this preference should not be seen in isolation as it has strong mechanistic links with other barriers to seeking care. Decisions for treatment by traditional healers may be taken by someone other than the patient, such as senior family members, as a cultural normative behaviour [67]. Some injured people believe traditional medicine to be of better quality or more effective [67], less costly [23, 67] and less fear inducing than attending hospitals [67].

Our study has some limitations. It was limited to a rural population. Urban and rural populations in sub-Saharan Africa experience differing burdens of injury [38, 39]. Future urban comparisons could add perspective to inform more generalisable future preventative and research strategies. Injuries were self-reported and, as typically the case with such an approach [21], it was not possible to independently verify the reported injuries. Self-reporting can also underestimate certain injury types, such as domestic violence [21]. Similarly, the assessment of injury severity was based on self-reported physical disability rather than anatomic or physiological scoring methods [68–72]. This is commonly the case for household surveys since other severity assessment methods require a clinical assessment at the time of injury [21].

Similarly, such surveys are subject to recall bias. Recall loss can occur in community injury household surveys. This can be more pronounced in minor injuries [39, 73, 74]. To compensate some researchers use shorter recall reference frames [40], or extrapolate minor injuries from the most recent recall periods to calculate annual incidence [33]. We used a 12 month recall period to capture more injured patients in the survey and so better understand the health system challenges with seeking, reaching and receiving care. However, our findings likely underestimate the true incidence, particularly of minor injuries, within the population, as recall is likely to be better for major injuries. Using uninjured proxies may exacerbate recall inaccuracy, although this is commonly practised and pragmatic for such surveys [21]. As some injuries are known to be seasonal in comparable contexts, such injuries could have been misrepresented [75].

The survey was limited in its assessment of the barriers to care. Existing barriers were only asked of those who did not seek care. Those who accessed care may still have delayed seeking, the reason for which we would not have captured. However, since our approach focussed on barriers preventing care access, we would likely identify the most potent barriers within the health system. The survey used injury types and mechanisms according to the WHO community survey tool [21].

The household survey could not objectively assess whether the care received was appropriate and effective for the specific injury. Although, most injured patients reported being satisfied or very satisfied with the quality of care received. Patient satisfaction can be influenced by several factors including gratitude, financial cost, ability to access care, short term outcomes and patient expectations [76]. However, patient-reported satisfaction in LMICs does not always correlate with other dimensions of care processes or outcomes and associations with poor

technical quality care have even been reported [76]. We did not collect data on occupation, education and socio-economic status, which may have had associations with injury incidence. However, exploring these associations with injury incidence was not an objective of this study where priority was given to questions related to health care seeking and access.

## Conclusion

Injuries in Northern Malawi are substantial and community derived data, such as from our study, is necessary to fully understand the burden of injuries. A substantial proportion of those injured in this population did not seek care. Whilst most injuries were minor, we identified important health system access barriers to address such as competing priorities, access to transport and financial burden. In this context community preference is to attend primary facilities directly following injury, with almost half still not receiving care within 2 h of injury.

## Abbreviations

LMIC	Low and Middle Income Country
LCoGS	Lancet Commission on Global Surgery
WHO	World Health Organisation
MEIRU	Malawi Epidemiology and Intervention Research Unit
HDSS	Health and Demographic Surveillance System
DALY	Disability Adjusted Life Years
CHAM	Christian Health Association of Malawi

## Supplementary Information

The online version contains supplementary material available at <https://doi.org/10.1186/s12913-023-10521-8>.

**Additional file 1: Table 1.** Patients receiving care within 1 and 2 hours from injury according to injury severity. **Table 2.** Univariable analysis of factors associated with major rather than minor injury severity. **Table 3.** Household survey health facility care seeking by facility type breakdown. **Table 4.** Reasons given for injured persons not seeking care (all responses).

## Acknowledgements

Nil.

## Authors' contributions

Conceptualisation: JW, RR, AJML, JD. Methodology: JW, AJML, JD, AD, ASA. Analysis: JW, AJML, JD. Project administration: JW, ASA, AD. Funding acquisition: JW, RR, AJML, JD. Supervision: AJML, JD. Writing original draft: JW. Writing, review, editing and approval of final manuscript: JW, ASA, AD, RR, AJML and JD.

## Funding

This study was supported by a grant from the Drummond Committee of the Royal Army Medical Corps Charity. The funders had no role in the survey design, implementation or analysis.

## Availability of data and materials

The datasets used during the current study are available from the corresponding author on reasonable request.

## Declarations

### Ethics approval and consent to participate

All study details were explained to all study participants. They were provided with a participant information leaflet and consent form which they read or was read out to them in Chitumbuka by a native speaking research assistant. Any questions about the study conduct were answered, and participants signed or provided a thumbprint on a consent form, confirming their agreement to participate in the study. This was witnessed. The study was approved by the Malawi National Health Sciences Research Committee (ref 19/07/2368) and the UK MOD Research and Ethics Committee (ref 961/MODEC/19).

### Consent for publication

N/A.

### Competing interests

The authors declare no competing interests.

### Author details

<sup>1</sup>Institute of Applied Health Research, University of Birmingham, Birmingham, UK. <sup>2</sup>King's Centre for Global Health and Health Partnerships, School of Life Course and Population Sciences, Faculty of Life Sciences and Medicine, King's College London, London, UK. <sup>3</sup>Academic Department of Military Surgery and Trauma, Royal Centre for Defence Medicine, Birmingham, UK. <sup>4</sup>Malawi Epidemiology and Intervention Research Unit (Formerly Karonga Prevention Study), Chilumba, Malawi. <sup>5</sup>Department of Population Health, Faculty of Epidemiology and Population Health, London School of Hygiene & Tropical Medicine, Keppel Street, London, UK. <sup>6</sup>Department of Parasitology, Leiden University Center for Infectious Diseases, Leiden University Medical Center, Leiden, the Netherlands. <sup>7</sup>Medical Research Council/Wits University Rural Public Health and Health Transitions Research Unit, Faculty of Health Sciences, School of Public Health, University of the Witwatersrand, Johannesburg, South Africa. <sup>8</sup>Department of Global Surgery, Stellenbosch University, Stellenbosch, South Africa.

Received: 3 June 2023 Accepted: 22 December 2023

Published online: 24 January 2024

## References

- World Health Organisation. The injury pyramid, from injuries and violence the facts. Available from: [https://www.who.int/violence\\_injury\\_prevention/key\\_facts/VIP\\_key\\_fact\\_5.pdf?ua=1](https://www.who.int/violence_injury_prevention/key_facts/VIP_key_fact_5.pdf?ua=1).
- Roth GA, Abate D, Abate KH, Abay SM, Abbafati C, Abbasi N, et al. Global, regional, and national age-sex-specific mortality for 282 causes of death in 195 countries and territories, 1980–2017: a systematic analysis for the Global Burden of Disease Study 2017. *The Lancet*. 2018;392(10159):1736–88.
- Gosselin RA, Spiegel DA, Coughlin R, Zirkle LG. Injuries: the neglected burden in developing countries. *Bull World Health Organ*. 2009;87(4):246a.
- Haagsma JA, Graetz N, Bolliger I, Naghavi M, Higashi H, Mullany EC, et al. The global burden of injury: incidence, mortality, disability-adjusted life years and time trends from the Global Burden of Disease study 2013. *Injury Prev*. 2016;22(1):3–18.
- Global health data exchange: global burden of disease results tool. Available from: <http://ghdx.healthdata.org/gbd-results-tool>.
- Nkurunziza T, Toma G, Odhiambo J, Maine R, Riviello R, Gupta N, et al. Referral patterns and predictors of referral delays for patients with traumatic injuries in rural Rwanda. *Surgery*. 2016;160(6):1636–44.
- Grimes CE, Bowman KG, Dodgion CM, Lavy CBD. Systematic review of barriers to surgical care in low-income and middle-income countries. *World J Surg*. 2011;35(5):941–50.
- Wesson HKH, Boikhutso N, Bachani AM, Hofman KJ, Hyder AA. The cost of injury and trauma care in low- and middle-income countries: a review of economic evidence. *Health Policy Plan*. 2014;29(6):795–808.
- Nilsen P, Hudson D, Lindqvist K. Economic analysis of injury prevention—applying results and methodologies from cost-of-injury studies. *Int J Inj Contr Saf Promot*. 2006;13(1):7–13.
- Moore L, Clark DE. The value of trauma registries. *Injury*. 2008;39(6):686–95.
- Purcell LN, Nip E, Gallaher J, Varela C, Gondwe Y, Charles A. Design and implementation of a hospital-based trauma surveillance registry in a resource-poor setting: a cost analysis study. *Injury*. 2020;51(7):1548–53.
- Chokotho LC, Mulwafu W, Nyirenda M, Mbomuwa FJ, Pandit HG, Le G, et al. Establishment of trauma registry at Queen Elizabeth Central Hospital (QECH), Blantyre, Malawi and mapping of high risk geographic areas for trauma. *World J Emerg Med*. 2019;10(1):33–41.
- O'Reilly GM, Joshupura M, Cameron PA, Gruen R. Trauma registries in developing countries: a review of the published experience. *Injury*. 2013;44(6):713–21.
- Bhalla K, Adofo K, Mock CN, Afukaar F, Appiah N, Ebel BE. Non-traditional data sources for injury control: an agenda for action in Ghana. *Injury Prev*. 2012;18(4):277.
- Malawi NCDI Poverty Commission. The Malawi Noncommunicable Diseases & Injuries Poverty Commission Report. 2018.
- Mulwafu W, Chokotho L, Mkandawire N, Pandit H, Deckelbaum DL, Lavy C, et al. Trauma care in Malawi: a call to action. *Malawi Med J*. 2017;29(2):198–202.
- Schlottmann F, Tyson AF, Cairns BA, Varela C, Charles AG. Road traffic collisions in Malawi: trends and patterns of mortality on scene. *Malawi Med J*. 2017;29(4):301–5.
- Chokotho L, Mulwafu W, Jacobsen KH, Pandit H, Lavy C. The burden of trauma in four rural district hospitals in Malawi: a retrospective review of medical records. *Injury*. 2014;45(12):2065–70.
- Banza LN, Gallaher J, Dybvik E, Charles A, Hallan G, Gjertsen J-E, et al. The rise in road traffic injuries in Lilongwe, Malawi: a snapshot of the growing epidemic of trauma in low income countries. *Int J Surg Open*. 2018;10:55–60.
- Whitaker J, O'Donohoe N, Denning M, Poenaru D, Guadagno E, Leather A, et al. Assessing trauma care systems in low- and middle-income countries: a systematic review and evidence synthesis mapping the Three Delays framework to injury health system assessments. *BMJ global health*. 2021:(in press).
- Sethi DHS, McGee K, Peden M, et al. Guidelines for conducting community surveys on injuries and violence. Geneva: World Health Organisation; 2004. <https://iris.who.int/bitstream/handle/10665/42975/9241546484.pdf?sequence=1>.
- Petroze RT, Joharifard S, Groen RS, Niyonkuru F, Ntaganda E, Kushner AL, et al. Injury, disability and access to care in Rwanda: results of a nationwide cross-sectional population study. *World J Surg*. 2015;39(1):62–9.
- Christie SA, Dickson D, Mbeboh SN, Embolo FN, Chendjow W, Wepngong E, et al. Association of health care use and economic outcomes after injury in Cameroon. *JAMA Netw Open*. 2020;3(5):e205171.
- Wu Y, Zhang W, Zhang L, Schwebel DC, Ning P, Cheng X, et al. Non-fatal injuries treated outside a hospital in Hunan, China: results from a household interview survey. *Eur J Pub Health*. 2016;27(2):331–4.
- Nordberg E, Kimani V, Diwan V. Household survey of injuries in a Kenyan district. *East Afr Med J*. 2000;77(5):240–4.
- Mock CN, nii-Amon-Kotei D, Maier RV. Low utilization of formal medical services by injured persons in a developing nation: health service data underestimate the importance of trauma. *J Trauma*. 1997;42(3):504–11. Discussion 11–3.
- Crampin AC, Dube A, Mboma S, Price A, Chihana M, Jahn A, et al. Profile: the Karonga Health and Demographic Surveillance System. *Int J Epidemiol*. 2012;41(3):676–85.
- El Tayeb S, Abdalla S, Van den Bergh G, Heuch I. Use of healthcare services by injured people in Khartoum State, Sudan. *Int Health*. 2015;7(3):183–9.
- Edem JJ, Dare AJ, Byass P, D'Ambruso L, Kahn K, Leather AJM, et al. External injuries, trauma and avoidable deaths in Agincourt, South Africa: a retrospective observational and qualitative study. *BMJ Open*. 2019;9(6):e027576.
- Mock C, Ofosu A, Gish O. Utilization of district health services by injured persons in a rural area of Ghana. *Int J Health Plann Manage*. 2001;16(1):19–32.
- Spangenberg K, Mock C. Utilization of health services by the injured residents in Kumasi, Ghana. *Int J Inj Contr Saf Promot*. 2006;13(3):194–6.
- Harris PA, Taylor R, Thielke R, Payne J, Gonzalez N, Conde JG. Research electronic data capture (REDCap)—a metadata-driven methodology and



- workflow process for providing translational research informatics support. *J Biomed Inform.* 2009;42(2):377–81.
33. Mock CN, Abantanga F, Cummings P, Koepsell TD. Incidence and outcome of injury in Ghana: a community-based survey. *Bull World Health Organ.* 1999;77(12):955–64.
  34. Lerner EB, Moscati RM. The golden hour: scientific fact or medical “Urban Legend”? *Acad Emerg Med.* 2001;8(7):758–60.
  35. Cowley RA. A total emergency medical system for the State of Maryland. *Md State Med J.* 1975;24(7):37–45.
  36. Rogers FB, Rittenhouse KJ, Gross BW. The golden hour in trauma: dogma or medical folklore? *Injury.* 2015;46(4):525–7.
  37. Meara JG, Leather AJ, Hagander L, Alkire BC, Alonso N, Ameh EA, et al. *Global Surgery 2030: evidence and solutions for achieving health, welfare, and economic development.* Lancet (London, England). 2015;386(9993):569–624.
  38. Tayeb SE, Abdalla S, Mørkve O, Heuch I, Van den Bergh G. Injuries in Khartoum state, the Sudan: a household survey of incidence and risk factors. *Int J Inj Contr Saf Promot.* 2014;21(2):144–53.
  39. Moshiri C, Heuch I, Åström AN, Setel P, Hemed Y, Kvåle G. Injury morbidity in an urban and a rural area in Tanzania: an epidemiological survey. *BMC Public Health.* 2005;5(1):11.
  40. Olawale OA, Owoaje ET. Incidence and pattern of injuries among residents of a rural area in South-Western Nigeria: a community-based study. *BMC Public Health.* 2007;7(1):246.
  41. Stewart K-AA, Groen RS, Kamara TB, Farahzad MM, Samai M, Cassidy LD, et al. Traumatic injuries in developing countries: report from a nationwide cross-sectional survey of Sierra Leone. *JAMA surgery.* 2013;148(5):463–9.
  42. Gathecha GK, Ngaruiya C, Mwai W, Kendagor A, Owondo S, Nyanjau L, et al. Prevalence and predictors of injuries in Kenya: findings from the national STEPs survey. *BMC Public Health.* 2018;18(Suppl 3):1222.
  43. Whitaker J, Harling G, Sie A, Bountogo M, Hirschhorn LR, Manne-Goehler J, Bärnighausen T, Davies J. Non-fatal injuries in rural Burkina Faso amongst older adults, disease burden and health system responsiveness: a cross-sectional household survey. *BMJ Open.* 2021;11(5):e045621. <https://doi.org/10.1136/bmjopen-2020-045621>.
  44. Sorenson SB. Gender disparities in injury mortality: consistent, persistent, and larger than you'd think. *Am J Public Health.* 2011;101 Suppl 1(Suppl 1):S353–8.
  45. Boschini LP, Lu-Myers Y, Msiska N, Cairns B, Charles AG. Effect of direct and indirect transfer status on trauma mortality in sub Saharan Africa. *Injury.* 2016;47(5):1118–22.
  46. Kuzma K, Lim AG, Kepha B, Nalitoale NE, Reynolds TA. The Tanzanian trauma patients' prehospital experience: a qualitative interview-based study. *BMJ Open.* 2015;5(4):e006921.
  47. Whitaker J, Brunelli G, Van Boeckel TP, Dube A, Amoah AS, Rickard RF, et al. Access to care following injury in Northern Malawi, a comparison of travel time estimates between Geographic Information System and community household reports. *Injury.* 2022;53:1690.
  48. Zimmerman A, Fox S, Griffin R, Nelp T, Thomaz EBAF, Mvungi M, et al. An analysis of emergency care delays experienced by traumatic brain injury patients presenting to a regional referral hospital in a low-income country. *PLoS One.* 2020;15(10):e0240528.
  49. Sampalis JS, Lavoie A, Williams JI, Mulder DS, Kalina M. Impact of on-site care, prehospital time, and level of in-hospital care on survival in severely injured patients. *J Trauma Acute Care Surg.* 1993;34(2):252.
  50. Sampalis JS, Denis R, Lavoie A, Fréchette P, Boukas S, Nikolis A, et al. Trauma care regionalization: a process-outcome evaluation. *J Trauma.* 1999;46(4):565–79. Discussion 79–81.
  51. Ivatury RR, Nallathambi MN, Roberge RJ, Rohman M, Stahl W. Penetrating thoracic injuries: in-field stabilization vs. prompt transport. *J Trauma.* 1987;27(9):1066–73.
  52. Gervin AS, Fischer RP. The importance of prompt transport of salvage of patients with penetrating heart wounds. *J Trauma.* 1982;22(6):443–8.
  53. Clevenger FW, Yarbrough DR, Reines HD. Resuscitative thoracotomy: the effect of field time on outcome. *J Trauma.* 1988;28(4):441–5.
  54. Dinh MM, Bein K, Roncal S, Byrne CM, Petchell J, Brennan J. Redefining the golden hour for severe head injury in an urban setting: the effect of prehospital arrival times on patient outcomes. *Injury.* 2013;44(5):606–10.
  55. Tien HC, Jung V, Pinto R, Mainprize T, Scales DC, Rizoli SB. Reducing time-to-treatment decreases mortality of trauma patients with acute subdural hematoma. *Ann Surg.* 2011;253(6):1178–83.
  56. Whitaker J, Donohoe N, Denning M, Poenaru D, Guadagno E, Leather AJM, et al. Assessing trauma care systems in low-income and middle-income countries: a systematic review and evidence synthesis mapping the three delays framework to injury health system assessments. *BMJ Glob Health.* 2021;6(5):e004324.
  57. Pouramin P, Li CS, Busse JW, Sprague S, Devereaux PJ, Jagnoor J, et al. Delays in hospital admissions in patients with fractures across 18 low-income and middle-income countries (INORMUS): a prospective observational study. *Lancet Glob Health.* 2020;8(5):e711–20.
  58. Nwosu C, Spears CA, Pate C, Gold DT, Bennett G, Haglund M, et al. Influence of caretakers' health literacy on delays to traumatic brain injury care in Uganda. *Ann Glob Health.* 2020;86(1):127.
  59. Odland ML, Whitaker J, Nepogodiev D, Aling'CA, Bagahirwa I, Dushime T, et al. Identifying, prioritizing and visually mapping barriers to injury care in Rwanda: a multi-disciplinary stakeholder exercise. *World J Surg.* 2020;44:2903.
  60. Al-Attas AH, Williams CD, Pitchforth EL, O'Callaghan CO, Lewallen S. Understanding delay in accessing specialist emergency eye care in a developing country: eye trauma in Tanzania. *Ophthalmic Epidemiol.* 2010;17(2):103–12.
  61. Chokotho L, Mulwafu W, Singini I, Njalale Y, Maliwichi-Senganimalunje L, Jacobsen KH. First responders and prehospital care for road traffic injuries in Malawi. *Prehosp Disaster Med.* 2017;32(1):14–9.
  62. Khorasani-Zavareh D, Khankeh HR, Mohammadi R, Laflamme L, Bikmoradi A, Haglund BJ. Post-crash management of road traffic injury victims in Iran. Stakeholders' views on current barriers and potential facilitators. *BMC Emerg Med.* 2009;9:8.
  63. Munthali AC, Mannan H, MacLachlan M, Swartz L, Makupe CM, Chilimampungu C. Non-use of formal health services in Malawi: perceptions from Non-users. *Malawi Med J.* 2014;26(4):126–32.
  64. USAID. *Malawi Health Financing Profile.* 2016.
  65. Macharia WM, Njeru EK, Muli-Musiime F, Nantulya V. Severe road traffic injuries in Kenya, quality of care and access. *Afr Health Sci.* 2009;9(2):118–24.
  66. Gallaher JR, Purcell LN, Banda W, Charles A. The effect of traditional healer intervention prior to allopathic care on pediatric burn mortality in Malawi. *Burns.* 2020;46:1952.
  67. Aries MJ, Joosten H, Wegdam HH, van der Geest S. Fracture treatment by bonesetters in central Ghana: patients explain their choices and experiences. *Trop Med Int Health.* 2007;12(4):564–74.
  68. Palmer C. Major trauma and the injury severity score—where should we set the bar? *Annu Proc Assoc Adv Automot Med.* 2007;51:13–29.
  69. Lavoie A, Moore L, LeSage N, Liberman M, Sampalis JS. The injury severity score or the new injury severity score for predicting intensive care unit admission and hospital length of stay? *Injury.* 2005;36(4):477–83.
  70. Gilpin DA, Nelson PG. Revised trauma score: a triage tool in the accident and emergency department. *Injury.* 1991;22(1):35–7.
  71. Gardner A, Forson PK, Oduro G, Stewart B, Dike N, Glover P, et al. Diagnostic accuracy of the Kampala trauma score using estimated abbreviated injury scale scores and physician opinion. *Injury.* 2017;48(1):177–83.
  72. Gallaher J, Jefferson M, Varela C, Maine R, Cairns B, Charles A. The Malawi trauma score: a model for predicting trauma-associated mortality in a resource-poor setting. *Injury.* 2019;50(9):1552–7.
  73. Mock C, Acheampong F, Adjei S, Koepsell T. The effect of recall on estimation of incidence rates for injury in Ghana. *Int J Epidemiol.* 1999;28(4):750–5.
  74. Moshiri C, Heuch I, Åström AN, Setel P, Kvåle G. Effect of recall on estimation of non-fatal injury rates: a community based study in Tanzania. *Injury Prev.* 2005;11(1):48–52.
  75. Dakouré PW, Diallo M, Traoré AC, Gandéma S, Barro SD, Traoré IA, et al. Trauma related to falls from trees treated in a specialized trauma centre in Burkina-Faso—one hundred and six cases treated in one year. *Int Orthop.* 2015;39(12):2451–6.
  76. Kruk ME, Gage AD, Arsenault C, Jordan K, Leslie HH, Roder-DeWan S, et al. High-quality health systems in the Sustainable Development Goals era: time for a revolution. *Lancet Glob Health.* 2018;6(11):e1196–252. [https://doi.org/10.1016/S2214-109X\(18\)30386-3](https://doi.org/10.1016/S2214-109X(18)30386-3). Epub 2018 Sep 5. Erratum in: *Lancet Glob Health.* 2018 Sep 18; Erratum in: *Lancet Glob Health.* 2018 Nov;6(11):e1162. Erratum in: *Lancet Glob Health.* 2021 Aug;9(8):e1067. PMID: 30196093; PMCID: PMC7734391.

## Publisher's Note

Springer Nature remains neutral with regard to jurisdictional claims in published maps and institutional affiliations.