

Modular, Automated Synthesis of Spirocyclic Tetrahydronaphthyridines from Primary Alkylamines

Cao, Qiao; Tibbetts, Josh; Wrigley, Gail L.; Smalley, Adam P.; Cresswell, Alexander J.

DOI:

[10.1038/s42004-023-01012-2](https://doi.org/10.1038/s42004-023-01012-2)

License:

Creative Commons: Attribution (CC BY)

Document Version

Publisher's PDF, also known as Version of record

Citation for published version (Harvard):

Cao, Q, Tibbetts, J, Wrigley, GL, Smalley, AP & Cresswell, AJ 2023, 'Modular, Automated Synthesis of Spirocyclic Tetrahydronaphthyridines from Primary Alkylamines', *Communications Chemistry*, vol. 6, 215. <https://doi.org/10.1038/s42004-023-01012-2>

[Link to publication on Research at Birmingham portal](#)

General rights

Unless a licence is specified above, all rights (including copyright and moral rights) in this document are retained by the authors and/or the copyright holders. The express permission of the copyright holder must be obtained for any use of this material other than for purposes permitted by law.

- Users may freely distribute the URL that is used to identify this publication.
- Users may download and/or print one copy of the publication from the University of Birmingham research portal for the purpose of private study or non-commercial research.
- User may use extracts from the document in line with the concept of 'fair dealing' under the Copyright, Designs and Patents Act 1988 (?)
- Users may not further distribute the material nor use it for the purposes of commercial gain.

Where a licence is displayed above, please note the terms and conditions of the licence govern your use of this document.

When citing, please reference the published version.

Take down policy

While the University of Birmingham exercises care and attention in making items available there are rare occasions when an item has been uploaded in error or has been deemed to be commercially or otherwise sensitive.

If you believe that this is the case for this document, please contact UBIRA@lists.bham.ac.uk providing details and we will remove access to the work immediately and investigate.

Modular, automated synthesis of spirocyclic tetrahydronaphthyridines from primary alkylamines

Qiao Cao¹, Joshua D. Tibbetts¹, Gail L. Wrigley², Adam P. Smalley³ & Alexander J. Cresswell¹✉

Spirocyclic tetrahydronaphthyridines (THNs) are valuable scaffolds for drug discovery campaigns, but access to this 3D chemical space is hampered by a lack of modular and scalable synthetic methods. We hereby report an automated, continuous flow synthesis of α -alkylated and spirocyclic 1,2,3,4-tetrahydro-1,8-naphthyridines (“1,8-THNs”), in addition to their regioisomeric 1,6-THN analogues, from abundant primary amine feedstocks. An annulative disconnection approach based on photoredox-catalysed hydroaminoalkylation (HAA) of halogenated vinylpyridines is sequenced in combination with intramolecular S_NAr *N*-arylation. To access the remaining 1,7- and 1,5-THN isomers, a photoredox-catalysed HAA step is telescoped with a palladium-catalysed C–N bond formation. Altogether, this provides a highly modular access to four isomeric THN cores from a common set of unprotected primary amine starting materials, using the same bond disconnections. The simplifying power of the methodology is illustrated by a concise synthesis of the spirocyclic THN core of Pfizer’s MC4R antagonist PF-07258669.

¹Department of Chemistry, University of Bath, Claverton Down, Bath BA2 7AY, UK. ²Medicinal Chemistry, Oncology R&D, AstraZeneca, Cambridge CB4 0WG, UK. ³UCB, 216 Bath Road, Slough SL1 3WE, UK. ✉email: a.j.cresswell@bath.ac.uk

Bicyclic compounds featuring saturated *N*-heterocycles fused to (hetero)aromatic units are highly prized in medicinal chemistry^{1–4}, offering a combination of polar functionality, high Fsp³-content, and rigidly disposed groups on the aromatic core that can engage in key interactions with a protein target (e.g., H-bonds)^{5,6}. Tetrahydronaphthyridines (THNs) are semi-saturated bicycles that ring-fuse a piperidine with a pyridine—these in turn being the two most popular *N*-heterocycles deployed in small-molecule pharmaceuticals^{7,8}. Positioning of the two THN nitrogen atoms generates eight different structural isomers: four of which (**1a–d**) can be considered as CH → N bioisosteres of tetrahydroquinolines (THQs), and the remaining four (structures **2**) as CH → N bioisosteres of tetrahydroisoquinolines (THIQs) (Fig. 1a). The substitution of CH units for N atoms in (hetero)aromatic systems can impart orders of magnitude improvements in key physicochemical (e.g., solubility) and pharmacological parameters⁹, and synthetic strategies that could provide facile access to any THN isomer (e.g., **1a–d**) would be highly enabling. Without a trivial naming convention for THNs, we shall hereafter refer to structures **1** as “THNs” and their isomeric counterparts **2** as “THINs”^{10–16}, by analogy to THQs and THIQs. Amongst other applications^{17,18}, THNs have found use as guanidine mimetics of the arginine binding motif in RGD-binding integrin inhibitors (e.g., **3**)^{19,20}. Scaffold morphing of quinolines to THNs can also be an effective tactic to improve aqueous solubility, as exemplified during the development of the FGFR4 selective inhibitor Roblitinib (FGF401) **4** (Fig. 1b)²¹.

Spirocyclisation of fused, semi-saturated *N*-heterocycles is also emerging as a powerful design strategy for medicinal chemistry. When compared to their flat, all-aromatic counterparts, partial saturation and installation of a spirocycle simultaneously increases Fsp³, reduces structural flexibility, and introduces alternative exit vectors for access to novel 3D chemical space²². In favourable cases, this can lead to greatly enhanced potency, selectivity, solubility, and metabolic stability^{23,24}. For instance, Pfizer have exploited a spirocyclic THN as the core of their MC4R antagonist PF-07258669 **5**, which is currently in phase I clinical trials for the treatment of appetite loss (Fig. 1c)²⁵. The spirocycle in **5** was rationally designed to enforce a *cis*-relationship between the N–H bond and the adjacent N(sp²) lone pair, which is the optimal geometry for target binding but opposite to the (*trans*) conformer favoured in solution for the non-constrained analogue.

Despite the many opportunities for structural and physicochemical tuning that THNs can offer, their widespread adoption in early-stage drug discovery has likely been hampered by their poor commercial availability, and the scarcity of THN synthesis approaches that are readily amenable to library generation. Other than the semi-hydrogenation of naphthyridines^{26–28}, which can present regio- and chemoselectivity challenges, several routes to THNs have been devised based on the annulation of 2-aminopyridines. These processes tend to be relatively labour-intensive^{29,30}, and whilst catalytic annulations do exist^{31,32}, their functional group tolerance is low. Inverse electron demand, intramolecular, hetero-Diels-Alder reactions of tethered imidazolyl³³ or alkynyl^{34–36} triazines sequenced with N₂ extrusion are also on record for THN synthesis, but the substrate syntheses require multiple steps. Moreover, none of the above approaches are amenable to *spirocyclic* THN synthesis. Another distinct strategy is to form THNs via the *N*-arylate cyclisation of γ -pyridyl amines, either by intramolecular Pd-catalysed C–N coupling^{25,37,38}, S_NAr reactions^{37–39}, or Chichibabin reactions^{40,41}. γ -Pyridyl amines **6** can themselves be constructed via Sonogashira-hydrogenation sequences^{25,41}, *B*-alkyl Suzuki-Miyaura coupling⁴⁰, or the S_N2 ring-opening of cyclic sulfamidates **9** with *ortho*-lithiated halopyridines³⁹ (Fig. 2a). Whilst these approaches can enable access to spirocyclic THNs, the chemistry is not well suited to library synthesis, given the meagre commercial availability of α -(di)substituted propargylic amines (**7**), allylic amines (**8**), or γ -hydroxy amines as starting materials. Yu and co-workers have developed a Pd-catalysed γ -C(sp³)–H arylation of primary alkylamines that can access γ -pyridyl amines, and applied this to a single example of THN synthesis, but the amines amenable to this procedure are largely unfunctionalized and have limited commercial availability⁴². Recently, visible-light photoredox-catalysed approaches have been reported by ourselves and Gaunt et al., respectively, for the modular synthesis of γ -aryl primary amines by the C–C bond-forming coupling of readily available primary alkylamines **10**³⁷ or ketone-derived imines **11**³⁸ with styrenes. Between these two disclosures, four examples of spirocyclic 1,2,3,4-tetrahydro-1,8-naphthyridine synthesis were showcased, proceeding via the S_NAr cyclisation of (isolated) γ -pyridyl amines from the photoredox step.

In this work, we show that photoredox-catalysed hydroaminoalkylation^{43–45} (HAA) of halogenated vinyl pyridines, followed by intramolecular *N*-arylation via S_NAr, can be sequenced in continuous flow^{46–56} to enable an automated synthesis of α -alkylated and spirocyclic 1,2,3,4-tetrahydro-1,8-naphthyridines (“1,8-THNs”) **13**, in addition to their regioisomeric 1,6-THN analogues **14** (Fig. 2b). To access the corresponding 1,7- and 1,5-THN isomers—**15** and **16**, respectively—a photoredox-catalysed HAA step can be telescoped with a palladium-catalysed C–N bond formation. Altogether, this provides a highly modular approach to four THN isomers **13–16** from a common set of unprotected primary amine starting materials **10**, using the same bond disconnections.

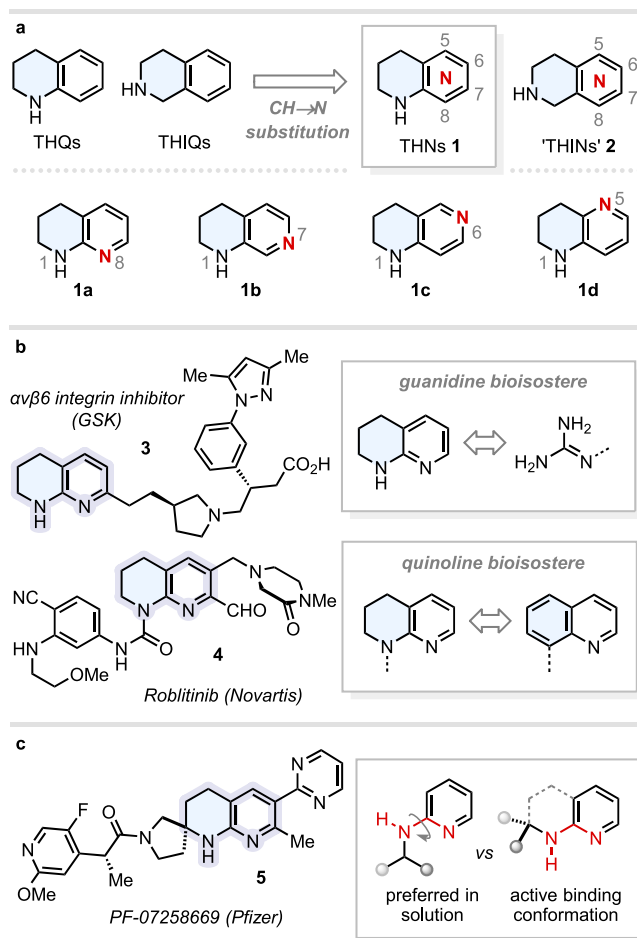


Fig. 1 Tetrahydronaphthyridines and their importance.

a Tetrahydronaphthyridine (THN) isomers. **b** THNs **1** in drug development. **c** Spirocyclic THNs **1** in drug development.

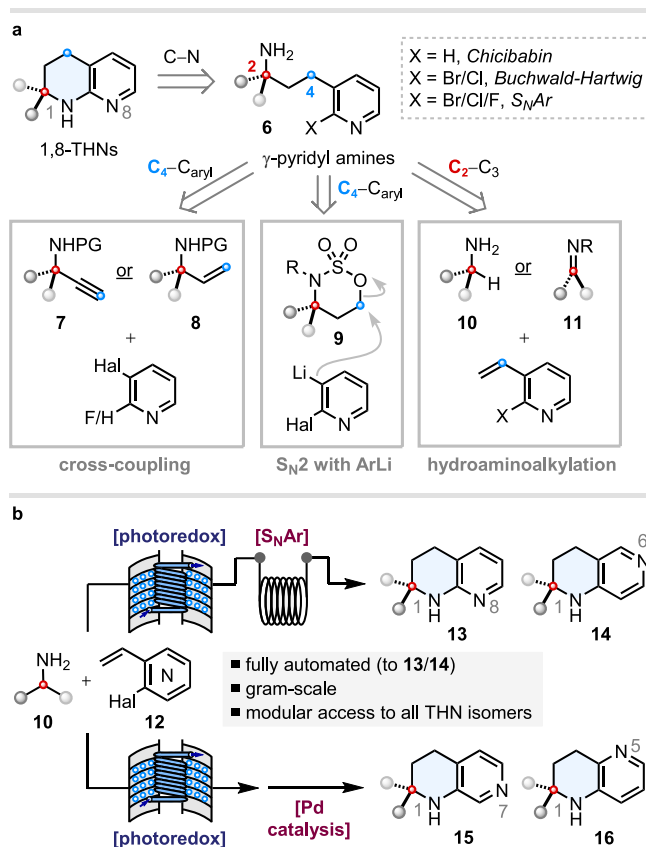


Fig. 2 Prior art for THN synthesis and this work. **a** Selected synthetic routes to (spirocyclic) 1,8-THNs. **b** This work.

Results and discussion

Reaction optimisation. Photoredox-catalysed hydroaminoalkylation (HAA) of 2-fluoro-3-vinylpyridine **17** with cyclohexylamine **10a** gives γ -pyridyl amine **18a** in 97% yield, and subjecting of this purified material to DIPEA (1.5 equiv) in DMF at 120 °C for 20 h delivers the corresponding THN **13a** in 92% yield via intramolecular S_NAr cyclisation³⁷. In order to sequence these reactions together in continuous flow, we transferred the chemistry to a Vapourtec R-series flow system equipped with a Uniqsis PhotoSyn LED photoreactor (420 nm LEDs, ~260 W radiant output power, 5-ml reactor coil) and a high-temperature tube reactor (up to 250 °C). As per the batch procedure, the photoredox-catalysed HAA was initially carried out with 2,4,6-tris(diphenylamino)-3,5-difluorobenzonitrile (3DPA2FBN) as the photocatalyst, and tetrabutylammonium azide ($Bu_4N^+N_3^-$) as the hydrogen atom transfer (HAT) catalyst^{57,58}. However, we found that $Bu_4N^+N_3^-$ could be replaced with cheaper and far less hygroscopic sodium azide (NaN_3), which is soluble in DMF at 0.06 M. For the S_NAr step, a temperature of 180 °C with $t_R = 20$ min proved sufficient for complete conversion (see Supplementary Table 1). By running both steps in sequence in continuous flow, an overall yield of 98% of spirocyclic THN **13a** could be obtained from 2-fluoro-3-vinylpyridine **17** and cyclohexylamine **10a** as feedstocks (in a 1:1 ratio). This corresponds to a productivity of 2.20 mmol h⁻¹ (445 mg h⁻¹).

Automated continuous flow synthesis of THNs from primary alkylamines. With an optimised continuous flow protocol in hand, we next sought to execute an automated library synthesis of ‘lead-like’^{5,59} THN products **13**, using an autosampler to sequentially load different amine substrates into the Vapourtec

flow system. The same autosampler also serves as a fraction collector, into which the steady-state solutions of each product **13** are dispensed (Fig. 3a and see Supplementary Data 1 for NMR spectra of all compounds). Each run using 1.50 mmol of the vinylpyridine substrate takes ~90 min, which corresponds to 16 compounds in a 24 h period, or 40 compounds total over 60 h if all rack positions are utilised. Cyclic primary amines **10a–d** of varying ring sizes were well tolerated, and amine **10e** bearing benzylic C–H bonds also participated smoothly. Various functionalities including free hydroxyl groups (**13f, o**), ethers (**13g, k**), thioethers (**13h**), carbamates (**13i, j, p**), and imidazoles (**13q**) proved compatible with the process. For amines bearing electronegative atoms attached to the β - or γ -carbon (**10g–k, o, p**), a slightly elevated temperature of 200 °C proved necessary in most cases to drive the S_NAr step to completion within the 20 min residence time. Strained four-membered ring substrates 3-amino-*N*-Boc-azetidine **10j** and 3-aminooxetane **10k** proved especially challenging for the photoredox step, on account of their α -C–H bonds being strengthened by ring strain and inductive effects⁵⁷; amine **10j** for example gave only 49% yield of **13j**, along with 46% of unreacted **10j**. By increasing the stoichiometry of amines **10j** and **10k** to 3 equivalents, however, the valuable spirocyclic THNs **13j** and **13k** could be obtained in 80% and 61% yields, respectively. Non-spirocyclic THNs are also readily accessible via this methodology; isopropylamine **10l** was used, for example, to generate α,α -dimethyl-substituted THN **13l** in 75% yield. For α -monoalkylated amines (**10m–q**), it proved necessary to use 3.0 equivalents of the amine substrate, to mitigate against the formation of undesired dialkylated products during the photoredox α -C–H alkylation step³⁷. As ethylamine **10m** is a gas at ambient pressure, it was dispensed as a 2.0 M solution in THF, affording the simple α -methylated THN **13m** in 36% yield. Ethanolamine **10o** and *N*-Boc ethylenediamine **10p** also proved to be effective substrates, generating α -hydroxymethyl- and α -aminomethyl-substituted THNs **13o** and **13p**, respectively.

We next sought to extend our automated synthesis protocol to the formation of isomeric 1,2,3,4-tetrahydro-1,6-naphthyridines (“1,6-THNs”) **14**, using 4-chloro-3-vinylpyridine **18** as a radical acceptor (Fig. 3b). Whilst the chlorinated compound **18** is far easier to access than its 4-fluoropyridine-derived⁶⁰ counterpart, the decreased S_NAr reactivity of the C–Cl bond necessitated that the temperature of the flow S_NAr step be raised still further to 220 °C. Under these conditions, a small library of spirocyclic 1,6-THNs **14a–e** could be prepared in 46–64% yield.

Gram-scale reaction and resolution of THN enantiomers. To demonstrate the scalability of our THN synthesis in flow, we executed the reaction of 4-aminopiperidine substrate **10i** on gram scale on a 5-ml reactor coil, delivering 1.85 g of spirocyclic THN **13i** in 87% yield (equating to a productivity of 600 mg h⁻¹) (Fig. 4a). Whilst these reactions inevitably produce racemic materials, resolution of the THNs via chiral preparative HPLC provides convenient access to both enantiomers, as exemplified for THN **13n** on a 520 mg scale (Fig. 4b and see Supplementary Figs. 4–8 for HPLC traces).

Access to THN derivatives with functional handles on the pyridine ring. Another important objective was to demonstrate further elaboration of the THN products on the pyridine ring. One strategy, which is especially useful for C(6) functionalisation, is to carry out electrophilic halogenation or catalytic C–H borylation⁶¹ reactions (i.e., **19–21**) (Fig. 5a). In order to access THNs **23** and **25** halogenated *ortho* or *para* to the pyridine

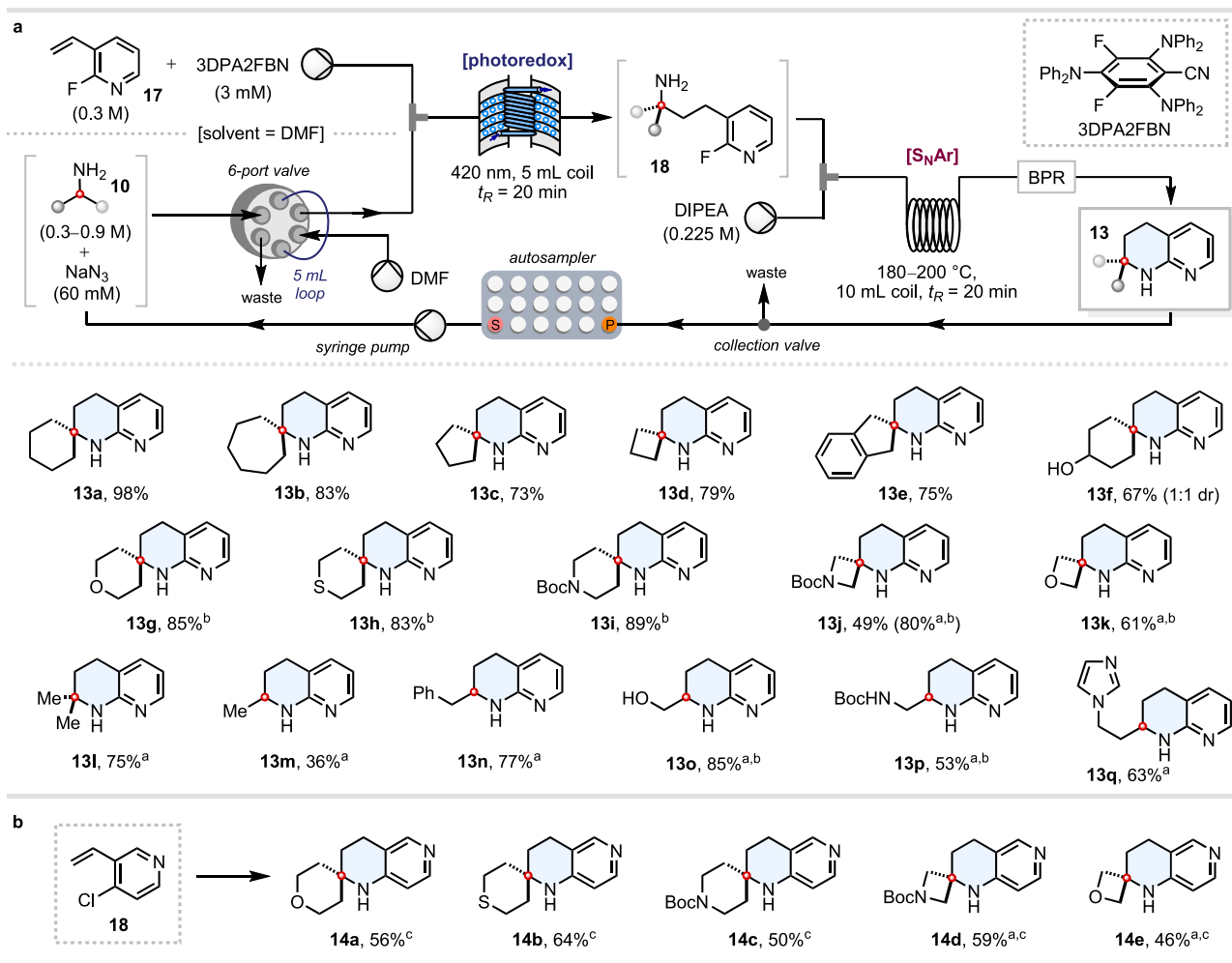


Fig. 3 Automated continuous flow synthesis of THNs from primary alkylamines. ^aWith 3.0 equiv of amine. ^bSecond step carried out at 200 °C. ^cSecond step carried out at 220 °C. All reactions were carried out on 1.50 mmol of vinylpyridine **17** or **18**. **a** Synthesis of 1,2,3,4-tetrahydro-1,8-naphthyridines **13**. **b** Synthesis of 1,2,3,4-tetrahydro-1,6-naphthyridines **14**.

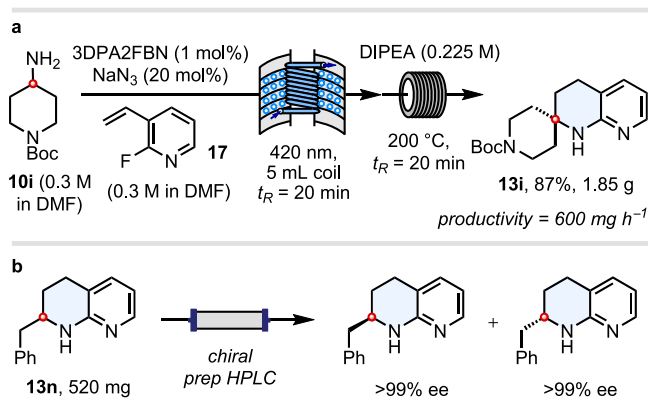


Fig. 4 Gram-scale reaction and resolution of THN enantiomers. **a** Gram-scale reaction in flow. **b** Resolution of chiral racemic THNs by prep HPLC.

nitrogen, we utilised vinyl pyridines **22** and **24**, respectively, with the necessary chloro handles preinstalled. Using this strategy, the C(7)-chloro THN **23** was isolated in 68% yield, and the C(5)-chloro THN **25** in 31% yield (Fig. 5b). The latter isomer was anticipated to be the most challenging, requiring the amine nucleophile to distinguish between a *para*-chloro and an *ortho*-

fluoro site of attack during the S_NAr step³⁹. Taken together, these strategies enable vector growth from any ring position on the fused pyridine moiety of 1,8-THNs, which is likely to be of significant value for fragment-based drug discovery¹⁻⁴.

Stepwise synthesis of other THN isomers. Varying the position of the pyridine nitrogen atom in these spirocyclic THN scaffolds is another highly desirable objective from a medicinal chemistry standpoint⁹. Having already demonstrated an automated flow synthesis of 1,8- and 1,6-THNs **13** and **14** from primary alkylamine feedstocks, we were motivated to develop a practical catalytic solution to access 1,7- and 1,5-THN isomers, based on the same photoredox-catalysed HAA disconnection approach. With intramolecular *N*-arylation via S_NAr no longer being feasible, we instead opted to carry out this key step using palladium catalysis. Following a flow photoredox HAA of amine **10i** with 3-chloro-4-vinylpyridine **26**, γ -pyridyl amine **27** was isolated in 25% yield. The low yield in this case was traced to extensive polymerisation side reactions, for which vinylpyridine **26** seems to be particularly prone. Subsequent cyclisation via a Buchwald-Hartwig C-N coupling then gave 1,7-THN **28** in 79% yield (Fig. 6a). An analogous sequence using 3-chloro-2-vinylpyridine **29** gave 1,5-THN in an overall 47% yield over the two steps (Fig. 6b).

Application to the synthesis of Pfizer's MC4R antagonist PF-07258669 5. Finally, we sought to apply our methodology to a concise synthesis of the spirocyclic THN core (35) of Pfizer's MC4R antagonist PF-07258669 5, which was previously synthesised in 15 total steps (11 steps LLS) (Fig. 7a)²⁵. In our case, starting from commercially available 3-amino *N*-Boc pyrrolidine 32, a photocatalytic HAA reaction with vinylpyridine 33 in continuous flow gave γ -pyridyl amine 34 (427 mg) in 79% yield. Attempted thermal S_NAr cyclisation of 34 at 220 °C in a high-temperature tubular reactor (*t*_R = 20 min) gave only 22% yield of THN 35, indicating that the methyl substituent α - to the pyridine nitrogen deactivates this pathway. Fortunately, an intramolecular, palladium-catalysed Buchwald-Hartwig *N*-arylation process (as used in the Pfizer route) proved more efficacious, delivering the

spirocyclic THN core 35 in 84% yield (Fig. 7b). Taking into account a 3-step synthesis of vinyl pyridine 33, the longest linear sequence is five steps. The industrial route, whilst 11 steps in the longest linear sequence, is enantioselective, compared to a racemic synthesis in our case. Nevertheless, this illustrates how dramatically the synthesis of complex spirocyclic amines can be streamlined when using a photoredox annulation strategy from unprotected amines⁵⁷.

Conclusion

In summary, we have developed an automated, continuous flow synthesis of α -alkylated and spirocyclic 1,2,3,4-tetrahydro-1,8-naphthyridines ("1,8-THNs"), in addition to their regioisomeric 1,6-THN analogues, from abundant primary amine feedstocks. An annulative disconnection approach based on photoredox-catalysed hydroaminoalkylation (HAA) of halogenated vinylpyridines is sequenced in combination with intramolecular S_NAr *N*-arylation. To access the remaining 1,7- and 1,5-THN isomers, a photoredox-catalysed HAA step is telescoped with a palladium-catalysed C–N bond formation. Altogether, this provides a highly modular access to four isomeric THN cores from a common set of unprotected primary amine starting materials, using the same bond disconnections. The simplifying power of the methodology is illustrated by a concise synthesis of the spirocyclic THN core (35) of Pfizer's MC4R antagonist PF-07258669 (5).

Methods

A general procedure for the flow chemistry protocol described in Fig. 3 can be found in Supplementary Methods (pages S4–5), plus photographs and schematics of the setup in Supplementary Figs. 1–3.

Representative procedure for the automated continuous flow synthesis of 1,2,3,4-tetrahydro-1,8-naphthyridine (13a): following the General Procedure (pages S4–5), 5 ml of reagent feed A [2-fluoro-3-vinylpyridine 17 (185 mg, 1.50 mmol, 1.0 equiv) and 3DPA2FBN (9.6 mg, 15.0 μ mol, 1 mol%) in anhydrous DMF], 5 ml of reagent feed B [cyclohexylamine 10a (149 mg, 1.50 mmol, 1.0 equiv) and NaN₃ (19.5 mg, 300 μ mol, 20 mol%) in anhydrous DMF], and 10 ml of reagent feed C [DIPEA (291 mg, 2.25 mmol, 1.5 equiv) in anhydrous DMF] were reacted in flow, setting the high-temperature tube reactor to 180 °C. The steady-state mixture (10 ml) was collected and concentrated in vacuo on an Asynt spiral evaporator. Purification via automated flash column chromatography on SiO₂ gel (12 g) in 40–60 °C petroleum ether (5 CV) then 100:0 \rightarrow 0:100 40–60 °C petroleum ether–EtOAc (over 20 CV) then EtOAc (5

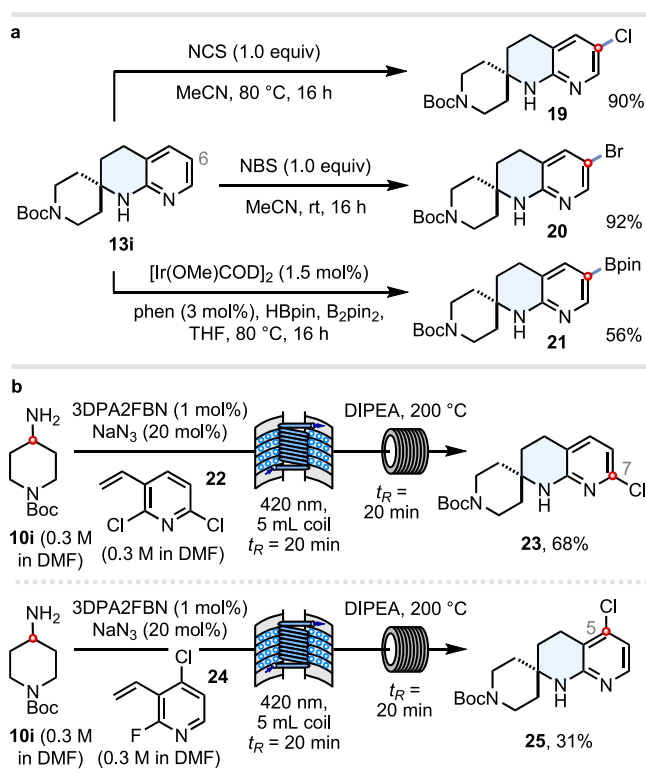


Fig. 5 Access to THN derivatives with functional handles on the pyridine ring. **a** C–H functionalisation of the pyridine ring at C(6). **b** Access to other halogenated THN isomers.

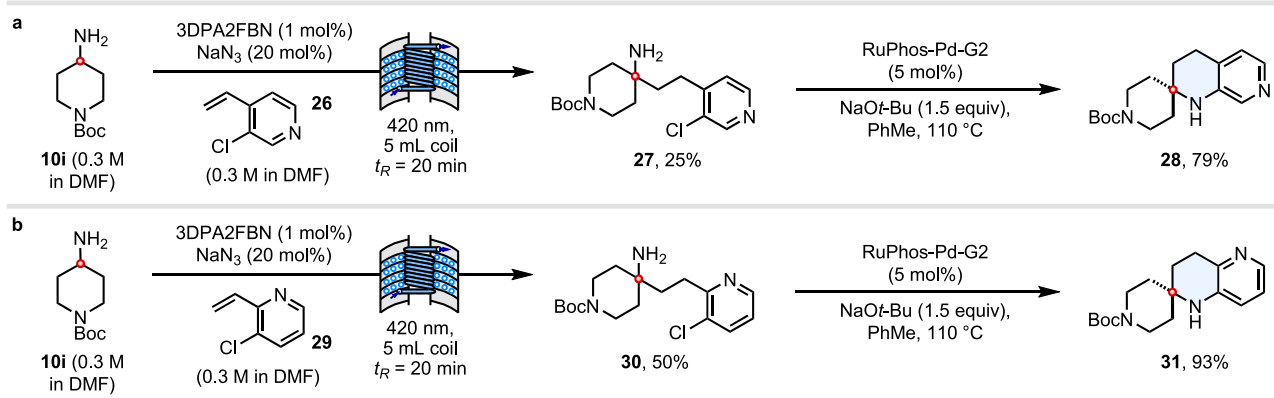


Fig. 6 Stepwise synthesis of other THN isomers. **a** Synthesis of 1,2,3,4-tetrahydro-1,7-naphthyridines. **b** Synthesis of 1,2,3,4-tetrahydro-1,5-naphthyridines.

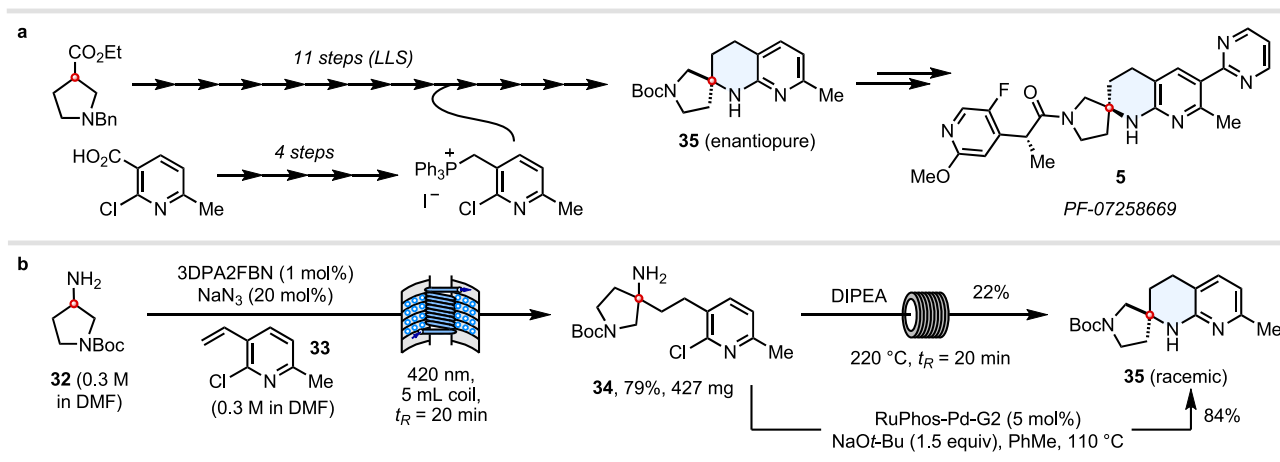


Fig. 7 Application to synthesis of the THN core of Pfizer's melanocortin MC4 receptor antagonist (**5**). **a** Prior art: Pfizer's enantioselective synthesis of core (**35**) of melanocortin MC4 receptor antagonist **5**. **b** Our (racemic) synthesis of core (**35**) of melanocortin MC4 receptor antagonist **5**.

CV) gave **13a** as a colourless, crystalline solid (149 mg, 98%, productivity = 2.20 mmol h⁻¹).

Data availability

Detailed experimental procedures and characterisation of compounds can be found in Supplementary Methods in the Supplementary Information. NMR spectra are available as a separate Supplementary Data 1. All original data are available from the authors upon request.

Received: 13 July 2023; Accepted: 22 September 2023;

Published online: 04 October 2023

References

- Luise, N., Wyatt, E. W., Tarver, G. J. & Wyatt, P. G. A continuous flow strategy for the facile synthesis and elaboration of semi-saturated heterobicyclic fragments. *Eur. J. Org. Chem.* **2019**, 1341–1349 (2019).
- Luise, N. & Wyatt, P. G. Generation of polar semi-saturated bicyclic pyrazoles for fragment-based drug-discovery campaigns. *Chem. Eur. J.* **24**, 10443–10451 (2018).
- Palmer, N., Peakman, T. M., Norton, D. & Rees, D. C. Design and synthesis of dihydroisoquinolones for fragment-based drug discovery (FBDD). *Org. Biomol. Chem.* **14**, 1599–1610 (2016).
- Twigg, D. G. et al. Partially saturated bicyclic heteroaromatics as an sp³-enriched fragment collection. *Angew. Chem. Int. Ed.* **55**, 12479–12483 (2016).
- Nadin, A., Hattotuwa, G. C. & Churcher, I. Lead-oriented synthesis: a new opportunity for synthetic chemistry. *Angew. Chem. Int. Ed.* **51**, 1114–1122 (2012).
- Roughley, S. D. & Jordan, A. M. The medicinal chemist's toolbox: an analysis of reactions used in the pursuit of drug candidates. *J. Med. Chem.* **54**, 3451–3479 (2011).
- Shearer, J., Castro, J. L., Lawson, A. D. G., MacCoss, M. & Taylor, R. D. Rings in clinical trials and drugs: present and future. *J. Med. Chem.* **65**, 8699–8712 (2022).
- Vitaku, E., Smith, D. T. & Njardarson, J. T. Analysis of the structural diversity, substitution patterns, and frequency of nitrogen heterocycles among U.S. FDA approved pharmaceuticals. *J. Med. Chem.* **57**, 10257–10274 (2014).
- Pennington, L. D. & Moustakas, D. T. The necessary nitrogen atom: a versatile high-impact design element for multiparameter optimization. *J. Med. Chem.* **60**, 3552–3579 (2017).
- Sierov, D., Nazarenko, K., Shvydenko, K., Shvydenko, T. & Kostyuk, A. Synthetic approaches to tetrahydro-2,7- and -1,6-naphthyridines. *Tetrahedron Lett.* **61**, 152194 (2020).
- Jouha, J. et al. Domino aza-Michael-*in*-Diels–Alder reaction to various 3-vinyl-1,2,4-triazines: access to polysubstituted tetrahydro-1,6-naphthyridines. *Org. Lett.* **19**, 4770–4773 (2017).
- Jackl, M. K., Kreituss, I. & Bode, J. W. Synthesis of tetrahydronaphthyridines from aldehydes and HARP reagents via radical Pictet–Spengler reactions. *Org. Lett.* **18**, 1713–1715 (2016).
- Sirakanyan, S. N., Spinelli, D., Geronikaki, A., Hovakimyan, A. A. & Noravyan, A. S. New heterocyclic systems derived from pyridine: new substrates for the investigation of the azide/tetrazole equilibrium. *Tetrahedron* **70**, 8648–8656 (2014).
- Johnson, R. J., O'Mahony, D. J. R., Edwards, W. T. & Duncton, M. A. J. A concise one-pot synthesis of trifluoromethyl-containing 2,6-disubstituted 5,6,7,8-tetrahydroquinolines and 5,6,7,8-tetrahydronaphthyridines. *Org. Biomol. Chem.* **11**, 1358–1366 (2013).
- Mailyan, A. K., Peregudov, A. S., Dixneuf, P. H., Bruneau, C. & Osipov, S. N. Cyclobutene ring-opening of bicyclo[4.2.0]octa-1,6-dienes: access to CF₃-substituted 5,6,7,8-tetrahydro-1,7-naphthyridines. *J. Org. Chem.* **77**, 8518–8526 (2012).
- Zhou, Y., Porco, J. A. Jr & Snyder, J. K. Synthesis of 5,6,7,8-tetrahydro-1,6-naphthyridines and related heterocycles by cobalt-catalyzed [2 + 2 + 2] cyclizations. *Org. Lett.* **9**, 393–396 (2007).
- Milkiewicz, K. L. et al. Synthesis and structure–activity relationships of 1,2,3,4-tetrahydropyrido[2,3-*b*]pyrazines as potent and selective inhibitors of the anaplastic lymphoma kinase. *Bioorg. Med. Chem.* **18**, 4351–4362 (2010).
- Nam, T.-g et al. Tetrahydro-1,8-naphthyridinol analogues of α -tocopherol as antioxidants in lipid membranes and low-density lipoproteins. *J. Am. Chem. Soc.* **129**, 10211–10219 (2007).
- Slack, R. J., Macdonald, S. J. F., Roper, J. A., Jenkins, R. G. & Hatley, R. J. D. Emerging therapeutic opportunities for integrin inhibitors. *Nat. Rev. Drug Discov.* **21**, 60–78 (2022).
- Procopiou, P. A. et al. Discovery of (S)-3-(3-(3,5-dimethyl-1H-pyrazol-1-yl)phenyl)-4-((R)-3-(2-(5,6,7,8-tetrahydro-1,8-naphthyridin-2-yl)ethyl)pyrrolidin-1-yl)butanoic Acid, a nonpeptidic $\alpha_v\beta_6$ integrin inhibitor for the inhaled treatment of idiopathic pulmonary fibrosis. *J. Med. Chem.* **61**, 8417–8443 (2018).
- Fairhurst, R. A. et al. Discovery of roblitinib (FGF401) as a reversible-covalent inhibitor of the kinase activity of fibroblast growth factor receptor 4. *J. Med. Chem.* **63**, 12542–12573 (2020).
- Hiesinger, K., Dar'in, D., Proschak, E. & Krasavin, M. Spirocyclic scaffolds in medicinal chemistry. *J. Med. Chem.* **64**, 150–183 (2021).
- Chan, B. K. et al. Discovery of spiro-azaindoline inhibitors of hematopoietic progenitor kinase 1 (HPK1). *ACS Med. Chem. Lett.* **13**, 84–91 (2022).
- Velázquez, F. et al. Design and synthesis of P2–P4 macrocycles containing a unique spirocyclic proline: a new class of HCV NS3/4A inhibitors. *ACS Med. Chem. Lett.* **7**, 1173–1178 (2016).
- Garnsey, M. R. et al. Discovery of the potent and selective MC4R antagonist PF-07258669 for the potential treatment of appetite loss. *J. Med. Chem.* **66**, 3195–3211 (2023).
- Wang, W., Feng, X. & Du, H. Borane-catalyzed metal-free hydrogenation of 2,7-disubstituted 1,8-naphthyridines. *Org. Biomol. Chem.* **14**, 6683–6686 (2016).
- Ma, W., Chen, F., Liu, Y., He, Y.-M. & Fan, Q.-H. Ruthenium-catalyzed enantioselective hydrogenation of 1,8-naphthyridine derivatives. *Org. Lett.* **18**, 2730–2733 (2016).
- Yasuda, N. et al. An efficient synthesis of an $\alpha_v\beta_3$ antagonist. *J. Org. Chem.* **69**, 1959–1966 (2004).
- Wijtmans, M. et al. 6-Amino-3-pyridinols: towards diffusion-controlled chain-breaking antioxidants. *Angew. Chem. Int. Ed.* **42**, 4370–4373 (2003).
- Wang, X. et al. Rory inhibitor having sulfonyl structure. CN Patent WO 2020108538 (2020).

31. Xiong, B. et al. Ruthenium-catalyzed straightforward synthesis of 1,2,3,4-tetrahydronaphthyridines via selective transfer hydrogenation of pyridyl ring with alcohols. *Org. Lett.* **17**, 4054–4057 (2015).
32. Hofmann, N., Homborg, L. & Hultzsich, K. C. Synthesis of tetrahydroquinolines via borrowing hydrogen methodology using a manganese PN^3 pincer catalyst. *Org. Lett.* **22**, 7964–7970 (2020).
33. Lahue, B. R., Lo, S.-M., Wan, Z.-K., Woo, G. H. C. & Snyder, J. K. Intramolecular inverse-electron-demand Diels–Alder reactions of imidazoles with 1,2,4-triazines: a new route to 1,2,3,4-tetrahydro-1,5-naphthyridines and related heterocycles. *J. Org. Chem.* **69**, 7171–7182 (2004).
34. Haenel, F., John, R. & Seitz, G. Trifluormethyl-substituierte, heterocyclisch anellierte pyridine durch intramolekulare Diels–Alder-cycloaddition mit inversem elektronenbedarf. *Arch. Pharm.* **325**, 349–352 (1992).
35. Seitz, G. & Richter, J. Inverse intramolekulare [4+2]-cycloaddition with activated 3-alkynylamino-1,2,4-triazines. *Chem. Ztg.* **113**, 252–254 (1989).
36. John, R. & Seitz, G. 3-Methylthio-5-trifluormethyl-1,2,4-triazin als edukt zur synthese heteroanellierter pyridine durch intramolekulare Diels–Alder-cycloaddition mit inversem elektronenbedarf. *Arch. Pharm.* **322**, 561–564 (1989).
37. Askey, H. E. et al. Photocatalytic hydroaminoalkylation of styrenes with unprotected primary alkylamines. *J. Am. Chem. Soc.* **143**, 15936–15945 (2021).
38. Blackwell, J. H., Harris, G. R., Smith, M. A. & Gaunt, M. J. Modular photocatalytic synthesis of α -trialkyl- α -tertiary amines. *J. Am. Chem. Soc.* **143**, 15946–15959 (2021).
39. Schrader, T. O. et al. Asymmetric syntheses of (*R*)-4-halo-6,6a,7,8,9,10-hexahydro-5*H*-pyrazino[1,2-*a*][1,*n*]naphthyridines, important 5-HT_{2C} agonist precursors. *Tetrahedron Lett.* **59**, 2030–2033 (2018).
40. Breslin, M. J. et al. Nonpeptide $\alpha_v\beta_3$ antagonists. Part 10: in vitro and in vivo evaluation of a potent 7-methyl substituted tetrahydro-[1,8]naphthyridine derivative. *Bioorg. Med. Chem. Lett.* **14**, 4515–4518 (2004).
41. Hartner, F. W. et al. Methods for the synthesis of 5,6,7,8-tetrahydro-1,8-naphthyridine fragments for $\alpha_v\beta_3$ integrin antagonists. *J. Org. Chem.* **69**, 8723–8730 (2004).
42. Wu, Y., Chen, Y.-Q., Liu, T., Eastgate, M. D. & Yu, J.-Q. Pd-Catalyzed γ -C(sp³)-H arylation of free amines using a transient directing group. *J. Am. Chem. Soc.* **138**, 14554–14557 (2016).
43. DiPucchio, R. C., Rosca, S.-C. & Schafer, L. L. Hydroaminoalkylation for the catalytic addition of amines to alkenes or alkynes: diverse mechanisms enable diverse substrate scope. *J. Am. Chem. Soc.* **144**, 11459–11481 (2022).
44. Manßen, M. & Schafer, L. L. Early transition metal-catalyzed hydroaminoalkylation. *Trends Chem.* **3**, 428–429 (2021).
45. Trowbridge, A., Walton, S. M. & Gaunt, M. J. New strategies for the transition-metal catalyzed synthesis of aliphatic amines. *Chem. Rev.* **120**, 2613–2692 (2020).
46. Wang, G., Ang, H. T., Dubbaka, S. R., O'Neill, P. & Wu, J. Multistep automated synthesis of pharmaceuticals. *Trends Chem.* **5**, 432–445 (2023).
47. Buglioni, L., Raymenants, F., Slattery, A., Zondag, S. D. A. & Noël, T. Technological innovations in photochemistry for organic synthesis: flow chemistry, high-throughput experimentation, scale-up, and photoelectrochemistry. *Chem. Rev.* **122**, 2752–2906 (2022).
48. Brandão, P., Pineiro, M. & Pinho e Melo, T. M. V. D. Flow chemistry: sequential flow processes for the synthesis of heterocycles. In *Heterocycles: Synthesis, Catalysis, Sustainability, and Characterization* (eds Brandão, P., Pineiro, M. & Pinho e Melo, T. M. V. D.) (Wiley-VCH, 2022).
49. Rehm, T. H. Photochemistry in flow for drug discovery. In *Flow Chemistry in Drug Discovery* (eds Alcazar, J., de la Hoz, A. & Diaz-Ortiz, A.) (Springer, 2021).
50. Sambiagio, C. & Noël, T. Flow photochemistry: shine some light on those tubes! *Trends Chem.* **2**, 92–106 (2020).
51. Baumann, M., Moody, T. S., Smyth, M. & Wharry, S. A perspective on continuous flow chemistry in the pharmaceutical industry. *Org. Process Res. Dev.* **24**, 1802–1813 (2020).
52. Rehm, T. H. Flow photochemistry as a tool in organic synthesis. *Chem. Eur. J.* **26**, 16952–16974 (2020).
53. Gioiello, A., Piccinno, A., Lozza, A. M. & Cerra, B. The medicinal chemistry in the era of machines and automation: recent advances in continuous flow technology. *J. Med. Chem.* **63**, 6624–6647 (2020).
54. Brandão, P., Pineiro, M. & Pinho e Melo, T. M. V. D. Flow chemistry: towards a more sustainable heterocyclic synthesis. *Eur. J. Org. Chem.* **2019**, 7188–7217 (2019).
55. Bogdan, A. R. & Dombrowski, A. W. Emerging trends in flow chemistry and applications to the pharmaceutical industry. *J. Med. Chem.* **62**, 6422–6468 (2019).
56. Sharma, U. K. & Van der Eycken, E. V. (eds) *Flow Chemistry for the Synthesis of Heterocycles. Topics in Heterocyclic Chemistry* (Springer, 2018).
57. Ryder, A. S. H. et al. Photocatalytic α -tertiary amine synthesis via C–H alkylation of unmasked primary amines. *Angew. Chem. Int. Ed.* **59**, 14986–14991 (2020).
58. Grayson, J. D. & Cresswell, A. J. γ -Amino phosphonates via the photocatalytic α -C–H alkylation of primary amines. *Tetrahedron* **81**, 131896 (2021).
59. Foley, D. J., Nelson, A. & Marsden, S. P. Evaluating new chemistry to drive molecular discovery: fit for purpose? *Angew. Chem. Int. Ed.* **55**, 13650–13657 (2016).
60. Desai, P. B. Preparation and stability of 4-fluoropyridine. *J. Chem. Soc. Perkin Trans. 1*, 1865–1866 (1973).
61. Preshlock, S. M. et al. A traceless directing group for C–H borylation. *Angew. Chem. Int. Ed.* **52**, 12915–12919 (2013).

Acknowledgements

This work was supported by the Engineering and Physical Sciences Research Council (EP/X026566/1). A.J.C. thanks the Royal Society for a University Research Fellowship (UF150533), the University of Bath for a Global Doctoral Scholarship (Q.C.) and both AstraZeneca and UCB for generous financial support. The authors gratefully acknowledge the technical staff within Chemistry at the University of Bath for technical support and assistance in this work, including the Material and Chemical Characterisation Facility (MC³) (<https://doi.org/10.15125/mx6j-3r54>). We also acknowledge Dr Michelle Garnsey at Pfizer for helpful discussions.

Author contributions

A.J.C. designed and supervised the project, with additional input and supervisory support provided by G.L.W. and A.P.S. Q.C. planned and carried out all of the experimental work, with the exception of the syntheses of compounds **29** and **30**, which were prepared by J.D.T. A.J.C. wrote the manuscript with assistance from the other co-authors.

Competing interests

The authors declare no competing interests.

Additional information

Supplementary information The online version contains supplementary material available at <https://doi.org/10.1038/s42004-023-01012-2>.

Correspondence and requests for materials should be addressed to Alexander J. Cresswell.

Peer review information *Communications Chemistry* thanks the anonymous reviewers for their contribution to the peer review of this work.

Reprints and permission information is available at <http://www.nature.com/reprints>

Publisher's note Springer Nature remains neutral with regard to jurisdictional claims in published maps and institutional affiliations.



Open Access This article is licensed under a Creative Commons Attribution 4.0 International License, which permits use, sharing, adaptation, distribution and reproduction in any medium or format, as long as you give appropriate credit to the original author(s) and the source, provide a link to the Creative Commons licence, and indicate if changes were made. The images or other third party material in this article are included in the article's Creative Commons licence, unless indicated otherwise in a credit line to the material. If material is not included in the article's Creative Commons licence and your intended use is not permitted by statutory regulation or exceeds the permitted use, you will need to obtain permission directly from the copyright holder. To view a copy of this licence, visit <http://creativecommons.org/licenses/by/4.0/>.

© The Author(s) 2023