

py-sc-fermi: self-consistent Fermi energies and defect concentrations from electronic structure calculations

Squires, Alex; Scanlon, David O.; Morgan, Benjamin J.

DOI:
[10.21105/joss.04962](https://doi.org/10.21105/joss.04962)

License:
Creative Commons: Attribution (CC BY)

Document Version
Publisher's PDF, also known as Version of record

Citation for published version (Harvard):
Squires, A, Scanlon, DO & Morgan, BJ 2023, 'py-sc-fermi: self-consistent Fermi energies and defect concentrations from electronic structure calculations', *Journal of Open Source Software*, vol. 8, no. 82, 4962. <https://doi.org/10.21105/joss.04962>

[Link to publication on Research at Birmingham portal](#)

General rights

Unless a licence is specified above, all rights (including copyright and moral rights) in this document are retained by the authors and/or the copyright holders. The express permission of the copyright holder must be obtained for any use of this material other than for purposes permitted by law.

- Users may freely distribute the URL that is used to identify this publication.
- Users may download and/or print one copy of the publication from the University of Birmingham research portal for the purpose of private study or non-commercial research.
- User may use extracts from the document in line with the concept of 'fair dealing' under the Copyright, Designs and Patents Act 1988 (?)
- Users may not further distribute the material nor use it for the purposes of commercial gain.

Where a licence is displayed above, please note the terms and conditions of the licence govern your use of this document.




When citing, please reference the published version.

Take down policy

While the University of Birmingham exercises care and attention in making items available there are rare occasions when an item has been uploaded in error or has been deemed to be commercially or otherwise sensitive.

If you believe that this is the case for this document, please contact UBIRA@lists.bham.ac.uk providing details and we will remove access to the work immediately and investigate.




py-sc-fermi: self-consistent Fermi energies and defect concentrations from electronic structure calculations

Alexander G. Squires ^{1,4}, David O. Scanlon ^{1,3,4}, and Benjamin J. Morgan ^{2,4}

1 Department of Chemistry, University College London, London, United Kingdom **2** Department of Chemistry, University of Bath, Bath, United Kingdom **3** Thomas Young Centre, University College London, London, United Kingdom **4** The Faraday Institution, Didcot, United Kingdom

DOI: [10.21105/joss.04962](https://doi.org/10.21105/joss.04962)

Software

- [Review](#) 
- [Repository](#) 
- [Archive](#) 

Editor: [Rachel Kurchin](#)  

Reviewers:

- [@hongzhouye](#)
- [@ajgoyal](#)

Submitted: 10 November 2022

Published: 03 February 2023

License

Authors of papers retain copyright and release the work under a Creative Commons Attribution 4.0 International License ([CC BY 4.0](https://creativecommons.org/licenses/by/4.0/)).

Summary

py-sc-fermi is a Python package for calculating point-defect concentrations in crystalline materials, under the constraint of net-charge-neutrality and the assumption of thermodynamic (quasi-)equilibrium. The required inputs are the formation energies of all point defects of interest and the electronic density of states. These can be obtained from electronic structure calculations, e.g., density functional theory.

Point defects are atomic-scale imperfections in crystalline materials. They can strongly affect a range of material properties, including electronic structure ([Pastor et al., 2022](#)), charge transport ([Maier, 2015](#)), and energy-conversion processes ([Kim et al., 2020](#)). Point defect concentrations are generally sensitive to synthesis conditions and to the inclusion of extrinsic dopants. By understanding the thermodynamics of point-defect formation, it is possible to predict the response of specific material properties to changes in synthesis or doping protocols ([Park et al., 2018](#); [Qu et al., 2022](#); [Squires et al., 2019](#)). The quantitative modelling of point-defect populations in functional materials has become common practice in the materials modelling community, often undertaken with the aim of informing the design of novel, highly performant materials ([Ganose et al., 2018](#); [Jackson et al., 2022](#); [Toriyama et al., 2021](#)) or to rationalise and optimise the properties of known materials ([Kim et al., 2018](#); [Shimoda et al., 2022](#); [Squires et al., 2022](#)).

While the formation energies of charge-neutral point defects can be calculated simply, e.g., from electronic structure calculations, the formation energies of *charged* defects depend on the electronic chemical potential (the Fermi energy), which, in turn, depends on the net population of all charged defects in the system. The equilibrium concentrations of charged point defects are therefore mutually dependent, and must be solved for as a unified self-consistent system. In practice, self-consistent defect concentrations are calculated by imposing the constraint of net-charge-neutrality ([Buckeridge, 2019](#)),

$$0 = \sum_{X,q} q [X, q] - n_0 + p_0. \quad (1)$$

Here, the first term is a sum over charge contributions from each defect X in each of its accessible charge states q , and n_0 and p_0 are the concentrations of free electrons and electron holes respectively.

py-sc-fermi provides a Python implementation of an iterative numerical approach for calculating the self-consistent solution for an arbitrary set of point-defects. The resulting self-consistent Fermi energy can be used as a general descriptor for the electronic-transport properties of a material ([Jackson et al., 2022](#))—the calculated electronic charge-carrier concentrations can be used to calculate electronic conductivities ([Squires et al., 2022](#))—and the

point-defect concentrations, and how these vary with synthesis conditions or doping protocol, can be used to model how the formation of competing defects affects material properties of interest (Ganose et al., 2018; Kavanagh et al., 2021) as well as quantifying the doping response of a material (Squires et al., 2019, 2021).

Statement of need

py-sc-fermi is a Python package for determining the self-consistent Fermi energy of a material from pre-calculated point-defect data. This code allows the quantification of point defect and electronic carrier concentrations. Other software exists that is written to perform similar calculations (Arrigoni & Madsen, 2021; Buckeridge, 2019; Neilson & Murphy, 2022; Ogawa et al., 2022). To the best of our knowledge py-sc-fermi is unique in providing all of the following features:

- It is built on a flexible Python API which allows for rapid prototyping and convergence testing of the solved-for Fermi energy.
- It is not part of a larger “point-defects workflow” package, making it as flexible as possible for the end user.
- It is agnostic towards the choice of simulation code used to generate the input data.
- It possess both command-line functionality for those with little Python experience and an object-oriented API that allows the user to easily construct objects representing individual defects or complete systems of defects.
- It allows for constraints on the concentrations of any combination of defects and specific charge states of that defect, including the simulation of the influence of effective dopants.
- It is fully documented with good unit-test coverage.

The code has been used in a number of studies, including some focussed on rationalising the properties of known materials (Squires et al., 2022, 2021) and others focussed on predicting the properties of novel materials (Jackson et al., 2022). The code can also assist with visualising defect energetics (Haouari et al., 2021).

One notable feature of py-sc-fermi is the ability to fix the concentrations of specific defects or individual defect charge states. Defect and electronic carrier concentrations are functions of temperature. The initial defect concentrations in a material are often determined by high-temperature synthesis conditions. Subsequent rapid cooling can result in some or all of these defect populations being “frozen in” (kinetically trapped) at their initial high-temperature values, while other defect populations remain free to vary, and establish new pseudo-equilibrium defect concentrations (Maier, 2003). py-sc-fermi allows this scenario to be modelled through a two-step calculation, where in the second step some defect concentrations are fixed to their high temperature “synthesis” values. The new pseudo-equilibrium defect concentrations can be quickly computed as a function of quenching temperature, allowing defect concentrations to be calculated under a range of synthesis and quench scenarios (Squires et al., 2022).

There is some minor convenience functionality for users of the Vienna Ab initio Software Package (VASP).

Acknowledgements

The authors are grateful for feature requests and user testing from Seán Kavanagh, Joe Willis, Jiayi Cen, Sabine Hachmioune, and Lavan Ganeshkumar. This work was supported by the Faraday Institution grant number FIRG017. D.O.S. acknowledges support from the European Research Council, ERC (Grant 758345). B.J.M. acknowledges support from the Royal Society (UF13032 and URF\R\191006).

References

- Arrigoni, M., & Madsen, G. K. H. (2021). Spinney: Post-processing of first-principles calculations of point defects in semiconductors with python. *Comput. Phys. Commun.*, 264, 107946. <https://doi.org/10.1016/j.cpc.2021.107946>
- Buckeridge, J. (2019). Equilibrium point defect and charge carrier concentrations in a material determined through calculation of the self-consistent fermi energy. *Comput. Phys. Commun.* <https://doi.org/10.1016/j.cpc.2019.06.017>
- Ganose, A. M., Matsumoto, S., Buckeridge, J., & Scanlon, D. O. (2018). Defect engineering of Earth-Abundant solar absorbers BiSI and BiSeI. *Chem. Mater.*, 30(11), 3827–3835. <https://doi.org/10.1021/acs.chemmater.8b01135.s001>
- Haouari, C., Squires, A. G., Berthelot, R., Stievano, L., Sougrati, M. T., Morgan, B. J., Lebedev, O. I., Iadecola, A., Borkiewicz, O. J., & Dambournet, D. (2021). Impact of solution chemistry on growth and structural features of Mo-Substituted spinel iron oxides. *Inorg. Chem.*, 60(10), 7217–7227. <https://doi.org/10.1021/acs.inorgchem.1c00278>
- Jackson, A. J., Parrett, B. J., Willis, J., Ganose, A. M., Leung, W. W. W., Liu, Y., Williamson, B. A. D., Kim, T. K., Hoesch, M., Veiga, L. S. I., Kalra, R., Neu, J., Schmuttenmaer, C. A., Lee, T.-L., Regoutz, A., Lee, T.-C., Veal, T. D., Palgrave, R. G., Perry, R., & Scanlon, D. O. (2022). Computational prediction and experimental realization of Earth-Abundant transparent conducting oxide Ga-Doped ZnSb₂O₆. *ACS Energy Lett.*, 3807–3816. <https://doi.org/10.1021/acsenergylett.2c01961>
- Kavanagh, S. R., Walsh, A., & Scanlon, D. O. (2021). Rapid recombination by cadmium vacancies in CdTe. *ACS Energy Lett.*, 6(4), 1392–1398. <https://doi.org/10.1021/acsenergylett.1c00380.s001>
- Kim, S., Márquez, J. A., Unold, T., & Walsh, A. (2020). Upper limit to the photovoltaic efficiency of imperfect crystals from first principles. *Energy Environ. Sci.*, 13, 1481–1491. <https://doi.org/10.1039/d0ee00291g>
- Kim, S., Park, J.-S., & Walsh, A. (2018). Identification of killer defects in kesterite Thin-Film solar cells. *ACS Energy Lett.*, 3(2), 496–500. <https://doi.org/10.1021/acsenergylett.7b01313.s001>
- Maier, J. (2003). Complex oxides: High temperature defect chemistry vs. Low temperature defect chemistry. *Phys. Chem. Chem. Phys.*, 5(11), 2164–2173. <https://doi.org/10.1039/b300139n>
- Maier, J. (2015). Review— battery materials: Why defect chemistry? *Journal of The Electrochemical Society*, 162(14), A2380–A2386. <https://doi.org/10.1149/2.0011514jes>
- Neilson, W. D., & Murphy, S. T. (2022). DefAP: A python code for the analysis of point defects in crystalline solids. *Comput. Mater. Sci.*, 210, 111434. <https://doi.org/10.1016/j.commatsci.2022.111434>
- Ogawa, T., Taguchi, A., & Kuwabara, A. (2022). An extended computational approach for point-defect equilibria in semiconductor materials. *Npj Computational Materials*, 8(1), 1–11. <https://doi.org/10.1038/s41524-022-00756-0>
- Park, J. S., Kim, S., Xie, Z., & Walsh, A. (2018). Point defect engineering in thin-film solar cells. *Nature Reviews Materials*, 3(7), 194–210. <https://doi.org/10.1038/s41578-018-0026-7>
- Pastor, E., Sachs, M., Selim, S., Durrant, J. R., Bakulin, A. A., & Walsh, A. (2022). Electronic defects in metal oxide photocatalysts. *Nature Reviews Materials*, 7(7), 503–521. <https://doi.org/10.1038/s41578-022-00433-0>

- Qu, J., Balvanz, A., Baranets, S., Bobev, S., & Gorai, P. (2022). Computational design of thermoelectric alloys through optimization of transport and dopability. *Mater. Horiz.*, *9*, 720–730. <https://doi.org/10.1039/D1MH01539G>
- Shimoda, M., Maegawa, M., Yoshida, S., Akamatsu, H., Hayashi, K., Gorai, P., & Ohno, S. (2022). Controlling defects to achieve reproducibly high ionic conductivity in Na₃SbS₄ solid electrolytes. *Chem. Mater.*, *34*(12), 5634–5643. <https://doi.org/10.1021/acs.chemmater.2c00944>
- Squires, A. G., Davies, D. W., Kim, S., Scanlon, D. O., Walsh, A., & Morgan, B. J. (2022). Low electronic conductivity of Li₇La₃Zr₂O₁₂ solid electrolytes from first principles. *Phys. Rev. Mater.*, *6*(8). <https://doi.org/10.1103/PhysRevMaterials.6.085401>
- Squires, A. G., Dean, J. M., & Morgan, B. J. (2021). Aliovalent doping strategies for enhancing ionic conductivity in Li₃OCl solid electrolytes: A first-principles assessment. *ChemRxiv*. <https://doi.org/10.26434/chemrxiv-2021-hzrls>
- Squires, A. G., Scanlon, D. O., & Morgan, B. J. (2019). Native defects and their doping response in the lithium solid electrolyte Li₇La₃Zr₂O₁₂. *Chem. Mater.* <https://doi.org/10.1021/acs.chemmater.9b04319>
- Toriyama, M. Y., Qu, J., Snyder, G. J., & Gorai, P. (2021). Defect chemistry and doping of BiCuSeO. *J. Mater. Chem. A Mater. Energy Sustain.*, *9*(36), 20685–20694. <https://doi.org/10.1039/D1TA05112A>