

Measurement of the non-prompt D-meson fraction as a function of multiplicity in proton–proton collisions at $\sqrt{s}=13$ TeV

ALICE Collaboration; Colburn, Jonathan; Evans, Professor; Jevons, Oliver; Jusko, Anton; Krivda, Marian; Kvapil, Jakub; Lietava, Roman; Villalobos Baillie, Orlando

DOI:

[10.1007/JHEP10\(2023\)092](https://doi.org/10.1007/JHEP10(2023)092)

License:

Creative Commons: Attribution (CC BY)

Document Version

Publisher's PDF, also known as Version of record

Citation for published version (Harvard):

ALICE Collaboration, Colburn, J, Evans, P, Jevons, O, Jusko, A, Krivda, M, Kvapil, J, Lietava, R & Villalobos Baillie, O 2023, 'Measurement of the non-prompt D-meson fraction as a function of multiplicity in proton–proton collisions at $\sqrt{s}=13$ TeV', *Journal of High Energy Physics*, vol. 2023, 92. [https://doi.org/10.1007/JHEP10\(2023\)092](https://doi.org/10.1007/JHEP10(2023)092)

[Link to publication on Research at Birmingham portal](#)

General rights

Unless a licence is specified above, all rights (including copyright and moral rights) in this document are retained by the authors and/or the copyright holders. The express permission of the copyright holder must be obtained for any use of this material other than for purposes permitted by law.

- Users may freely distribute the URL that is used to identify this publication.
- Users may download and/or print one copy of the publication from the University of Birmingham research portal for the purpose of private study or non-commercial research.
- User may use extracts from the document in line with the concept of 'fair dealing' under the Copyright, Designs and Patents Act 1988 (?)
- Users may not further distribute the material nor use it for the purposes of commercial gain.

Where a licence is displayed above, please note the terms and conditions of the licence govern your use of this document.

When citing, please reference the published version.

Take down policy

While the University of Birmingham exercises care and attention in making items available there are rare occasions when an item has been uploaded in error or has been deemed to be commercially or otherwise sensitive.

If you believe that this is the case for this document, please contact UBIRA@lists.bham.ac.uk providing details and we will remove access to the work immediately and investigate.

Measurement of the non-prompt D-meson fraction as a function of multiplicity in proton-proton collisions at $\sqrt{s} = 13$ TeV

**ALICE****The ALICE collaboration***E-mail:* alice-publications@cern.ch

ABSTRACT: The fractions of non-prompt (i.e. originating from beauty-hadron decays) D^0 and D^+ mesons with respect to the inclusive yield are measured as a function of the charged-particle multiplicity in proton-proton collisions at a centre-of-mass energy of $\sqrt{s} = 13$ TeV with the ALICE detector at the LHC. The results are reported in intervals of transverse momentum (p_T) and integrated in the range $1 < p_T < 24$ GeV/ c . The fraction of non-prompt D^0 and D^+ mesons is found to increase slightly as a function of p_T in all the measured multiplicity intervals, while no significant dependence on the charged-particle multiplicity is observed. In order to investigate the production and hadronisation mechanisms of charm and beauty quarks, the results are compared to PYTHIA 8 as well as EPOS 3 and EPOS 4 Monte Carlo simulations, and to calculations based on the colour glass condensate including three-pomeron fusion.

KEYWORDS: Hadron-Hadron Scattering, Heavy Quark ProductionARXIV EPRINT: [2302.07783](https://arxiv.org/abs/2302.07783)

Contents

1	Introduction	1
2	Experimental apparatus and data sample	3
3	Data analysis	5
4	Systematic uncertainties	9
5	Results	11
6	Summary	16
	The ALICE collaboration	25

1 Introduction

Measurements of the production of hadrons containing heavy quarks, i.e. charm or beauty, in proton-proton (pp) collisions provide an important test of quantum chromodynamics (QCD) calculations. Several measurements of charm- and beauty-hadron production were carried out in pp collisions by the ALICE [1–11], ATLAS [12–16], CMS [17–23], and LHCb [24–33] experiments at the LHC, and by the STAR experiment at RHIC [34]. The measured D- and B-meson production cross sections are generally compatible within uncertainties with theoretical predictions based on the factorisation approach, which describe them as the convolution of the parton distribution functions (PDFs), the partonic cross section calculated with perturbative QCD (pQCD) calculations, and the fragmentation functions (FFs). Calculations of the partonic cross sections are nowadays available at next-to-leading-order accuracy (like k_T -factorisation [35–37]) or next-to-leading-order with next-to-leading logarithm resummation (like FONLL [38–40] and GM-VFNS [41–46]). The FFs are typically constrained from measurements carried out in e^+e^- or ep collisions [47], under the assumption that the hadronisation of heavy quarks into hadrons is a universal process independent of the colliding system. However, measurements of baryons containing heavy quarks at hadronic colliders showed an enhancement of the baryon-to-meson yield ratios relative to the values measured at e^+e^- colliders [32, 48], challenging the assumption of the universality of the fragmentation across different collision systems. Monte Carlo (MC) generators that implement the transition from the heavy quark to the hadron via string fragmentation (as PYTHIA 8 [49] with the Monash-13 [50] tune) or cluster hadronisation (such as HERWIG 7 [51]), in which the heavy-quark fragmentation is tuned to e^+e^- and ep measurements, cannot reproduce the baryon-to-meson yield ratios measured in pp collisions. When including the colour reconnection mechanism beyond the leading colour

(CR-BLC) approximation in PYTHIA 8 [52], which introduces new colour-reconnection topologies that fragment into baryons, a much better agreement with data is obtained [8–10]. In particular, three settings (‘Modes’ 0, 2, and 3), characterised by different constraints on the time dilation and causality, were defined in ref. [52]. The time parameters are relevant in this model, because two string pieces must be able to resolve each other during the time between formation and hadronisation to reconnect, taking time-dilation effects caused by relative boosts into account. However, in case of charm baryons with strange-quark content, a significant discrepancy still remains with data even when considering the CR-BLC modes, suggesting that additional effects should be introduced in order to have a complete description of the hadronisation processes [6, 7, 11]. In the light-flavour sector, it was observed that increasing the string tension (‘colour ropes’ tune), which leads to an increase of strangeness production, a better agreement with data for the charged-particle multiplicity dependence of multi-strange hadron production is obtained [53, 54].

Given that the production of heavy quarks occurs in initial hard partonic scattering processes while the production of light particles in the underlying event is dominated by soft processes, the measurement of heavy-flavour hadron production as a function of the charged-particle multiplicity has the potential to give insights into the interplay between the soft and hard mechanisms in particle production. In particular, multi-parton interactions (MPI) [55, 56], i.e. several hard partonic interactions occurring in a single pp collision, influence the production of light quarks and gluons, affecting the total event multiplicity, as well as the production of heavy quarks. In addition, high-multiplicity events allow one to test the heavy-flavour hadron production at small Bjorken- x , i.e. a kinematic region where the density of low-momentum gluons in the colliding protons is very high and is expected to reach saturation, which otherwise would require significantly larger energies [57]. A faster-than-linear increase has been observed in the production of prompt D mesons, as well as that of inclusive, prompt, and non-prompt (from beauty-hadron decays) J/ψ mesons at midrapidity as a function of the charged-particle multiplicity in pp collisions [58, 59]. The same behaviour was obtained using a multiplicity estimators based on particles measured in the same pseudorapidity interval and introducing a pseudorapidity gap with respect to the heavy-flavour hadron [59]. A linear increase was instead observed in the measurement of J/ψ mesons a forward rapidity, if a pseudorapidity gap is introduced between the J/ψ mesons and the multiplicity estimator [60]. This behaviour is described by several MC generators including MPI, such as PYTHIA 8 [49] and EPOS 3 [61]. EPOS is an event generator suited for various hadronic colliding systems, from pp to nucleus-nucleus. This event generator assumes initial conditions generated in the Gribov-Regge multiple scattering framework, possibly followed by a hydrodynamical evolution applicable to all collision systems. Initial conditions are generated in the Gribov-Regge multiple scattering framework. Individual scatterings are referred to as Pomerons, and are identified with parton ladders. Each parton ladder is composed of a pQCD hard process with initial- and final-state radiation. Non-linear effects are considered by means of a saturation scale. The hadronisation is performed with a string fragmentation procedure, consisting in the decay of plasma droplets which conserves energy, momentum, and flavour. Other models based on a colour glass condensate (CGC) with the three-pomeron fusion mechanism [57] are also able to describe the multiplicity dependence of the production yield of heavy-flavour hadrons [57, 59].

It is also important to note that the charged-particle densities reached in high-multiplicity pp collisions at LHC energies are comparable with those measured in peripheral heavy-ion collisions. Measurements in high-multiplicity pp collisions showed features that resemble those associated with the formation of a colour-deconfined state of the matter called quark-gluon plasma [62] in heavy-ion collisions [63–65]. In this context, one of the most interesting effects is the modification of the hadronisation mechanism. Model calculations based on statistical hadronisation [66] or hadronisation via coalescence [67, 68] predict an enhancement of the baryon-to-meson and strange-to-nonstrange yield ratios as a function of the charged-particle multiplicity. The first category of models is based on the evaluation of the population of hadron states according to statistical weights governed by the masses of the hadrons and a universal temperature, while the second ones implement the recombination of partons close in phase space into the final hadrons. Recently, the ALICE Collaboration observed a multiplicity dependence of the transverse momentum (p_T) differential Λ_c^+/D^0 ratio, smoothly evolving from pp to Pb-Pb collisions. The same quantity measured p_T integrated was found not to vary significantly as a function of the charged-particle multiplicity. No modification of the D_s^+/D^0 ratio with increasing multiplicity was measured in pp collisions [69, 70]. Conversely, in the beauty sector, the LHCb Collaboration found evidence of an increase of the B_s^0/B^0 production ratio with the multiplicity, in case of charged-particle multiplicity estimated with tracks in the same pseudorapidity interval of the B mesons [71], while no measurements of beauty-baryon production as a function of charged-particle multiplicity are available. Finally, the fraction of $\chi_{c1}(3872)$ and $\psi(2S)$ states promptly produced at the collision vertex was found by the LHCb Collaboration to decrease as charged-particle multiplicity increases [72]. This suppression is interpreted as a consequence of the heavy-quark breakup via interactions with comoving hadrons [73, 74].

In this article, the first measurement of the fraction of D^0 and D^+ mesons originating from beauty-hadron decays ($f_{\text{non-prompt}}$) at midrapidity ($|y| < 0.5$) is reported as a function of the charged-particle multiplicity in pp collisions at $\sqrt{s} = 13$ TeV. In addition, the ratio between the fraction measured in different multiplicity classes divided by the one measured in the multiplicity-integrated sample is presented. The experimental apparatus and the multiplicity determination are described in section 2. The measurement of $f_{\text{non-prompt}}$ in six transverse momentum intervals and integrated in $1 < p_T < 24$ GeV/ c is described in section 3, while the evaluation of the systematic uncertainties is discussed in section 4. Finally, the results are presented and compared to model calculations in section 5.

2 Experimental apparatus and data sample

The ALICE apparatus is composed of several detectors for particle reconstruction and identification at midrapidity, embedded in a large solenoidal magnet that provides a magnetic field of $B = 0.5$ T parallel to the beams. It also includes a forward muon spectrometer ($-4 < \eta < -2.5$) and a set of forward and backward detectors for triggering and event characterisation. A comprehensive description of the ALICE detector and its performance is reported in refs. [75, 76].

The Inner Tracking System (ITS), consisting of six cylindrical layers of silicon detectors, allows for a precise reconstruction of primary and secondary vertices, and it is used for tracking. The Time Projection Chamber (TPC) provides up to 159 space points to reconstruct the charged-particle trajectory, and provides particle identification (PID) via the measurement of the specific ionisation energy loss dE/dx of charged particles. The Time-Of-Flight detector (TOF) extends the PID capability by measuring the flight time of charged particles from the interaction point to the TOF. These detectors cover the full azimuth in the pseudorapidity interval $|\eta| < 0.9$. The V0 detector arrays, covering the intervals $2.8 < \eta < 5.1$ (V0A) and $-3.7 < \eta < -1.7$ (V0C), are used for triggering purposes and event multiplicity measurements.

The data used for this analysis are from pp collisions at $\sqrt{s} = 13$ TeV collected in 2016, 2017, and 2018. A minimum-bias (MB) trigger was used, based on coincident signals in V0A and V0C. To enrich the data sample in the highest multiplicity regions, a high-multiplicity trigger based on a minimum threshold for the V0 amplitudes (HMV0) was used as well. The data sample collected with such a trigger corresponds to the 0.17% highest-multiplicity events out of all inelastic collisions with at least one charged particle in the pseudorapidity range $|\eta| < 1$ (denoted as INEL > 0). Offline selections were applied to remove background from beam-gas collisions, as described in ref. [77]. Events with multiple reconstructed primary vertices were rejected. The remaining pile-up events were at a percent level and, therefore, did not affect the present analysis. Only the events with a primary vertex reconstructed within $|z_{\text{vtx}}| < 10$ cm from the nominal interaction point along the beam-line direction were considered for the analysis. To select events in the INEL > 0 class, at least one track segment reconstructed with the first two ITS layers (denoted as tracklet) within the pseudorapidity region $|\eta| < 1$ was required. After these selections, the integrated luminosities are about $\mathcal{L}_{\text{int}} \approx 32 \text{ nb}^{-1}$ for the MB triggered events, and $\mathcal{L}_{\text{int}} \approx 7.7 \text{ pb}^{-1}$ for the HMV0 triggered events [69]. The event multiplicity was determined in the forward rapidity region, exploiting the sum of signal amplitudes in the V0A and V0C scintillators, V0M, and defining its percentile distribution, p_{V0M} . Low p_{V0M} values represent high-multiplicity events. The definition of the mean multiplicity density ($\langle dN_{\text{ch}}/d\eta \rangle_{|\eta| < 0.5}$) of charged-primary particles at midrapidity is given in ref. [78]. It was obtained by converting the measured event multiplicities as described in ref. [77]. Table 1 summarises the multiplicity event classes at forward rapidity used in this analysis ($p_{\text{V0M}}(\%)$) and the corresponding values for $\langle dN_{\text{ch}}/d\eta \rangle_{|\eta| < 0.5}$, together with the corresponding value for the multiplicity-integrated class [77].

Monte Carlo simulations were utilised in the analysis mainly for the machine-learning training, and to obtain the correction factors for the limited detector acceptance as well as the reconstruction and selection efficiencies. They were obtained by simulating pp collisions with the PYTHIA 8.243 event generator [49, 79] (Monash-13 tune [50]). In order to enrich the simulated data samples of prompt and non-prompt D mesons, either a $c\bar{c}$ or $b\bar{b}$ quark pair was required in each simulated PYTHIA pp event and D mesons were forced to decay into the hadronic channels of interest for the analysis. The generated particles were transported through the apparatus by using the GEANT3 package [80].

Multiplicity interval	$\langle dN_{\text{ch}}/d\eta \rangle_{ \eta < 0.5}$
[30, 100]%	4.41 ± 0.05
[0.1, 30]%	13.81 ± 0.14
[0, 0.1]%	31.53 ± 0.38
INEL > 0	6.93 ± 0.09

Table 1. Summary of the multiplicity event classes at forward rapidity expressed in percentiles of the V0M signal amplitude ($p_{\text{V0M}}(\%)$). The average charged-particle densities $\langle dN_{\text{ch}}/d\eta \rangle_{|\eta| < 0.5}$ at midrapidity are shown, together with the value corresponding to the multiplicity-integrated class. Multiplicity intervals are measured in experimental data down to the 0–0.1% percentile, corresponding to the highest-multiplicity interval.

3 Data analysis

The D^0 and D^+ mesons and their charge conjugates were reconstructed via the hadronic decay channels $D^0 \rightarrow K^-\pi^+$, with branching ratio $\text{BR} = (3.947 \pm 0.030)\%$, and $D^+ \rightarrow K^-\pi^+\pi^+$, with $\text{BR} = (9.38 \pm 0.16)\%$ [81]. D-meson candidates were built by combining pairs or triplets of tracks with the proper charge signs, each track with $p_{\text{T}} > 0.3 \text{ GeV}/c$, $|y| > 0.8$, at least 70 out of a maximum of 159 crossed TPC pad rows, a minimum number of two hits (out of six) in the ITS, with at least one in either of the two innermost layers, and a track fit quality $\chi^2/\text{ndf} < 2$ in the TPC. These track-selection criteria reduce the D-meson acceptance in rapidity, which falls steeply to zero for $|y| > 0.5$ at low p_{T} and for $|y| > 0.8$ at $p_{\text{T}} > 5 \text{ GeV}/c$. Thus, a fiducial acceptance selection $|y| < y_{\text{fid}}(p_{\text{T}})$, was applied to grant a uniform acceptance inside the rapidity range considered. The $y_{\text{fid}}(p_{\text{T}})$ value was defined as a second-order polynomial function, increasing from 0.5 to 0.8 in the transverse-momentum range $0 < p_{\text{T}} < 5 \text{ GeV}/c$, and as a constant term, $y_{\text{fid}} = 0.8$, for $p_{\text{T}} > 5 \text{ GeV}/c$ [2].

To suppress the large combinatorial background and to separate at the same time the contribution of prompt and non-prompt D mesons, a machine-learning approach with multi-class classification, based on Boosted Decision Trees (BDT) provided by the XGBOOST [82, 83] library was adopted. Signal samples of prompt and non-prompt D mesons for the BDT training were obtained from PYTHIA 8 simulations as described in section 2. The background samples were obtained from candidates in the sideband region in the data, i.e. in the interval $5\sigma < |\Delta M| < 9\sigma$ of the invariant mass distribution, where ΔM is the deviation between the invariant mass of the candidate and the mean of a Gaussian function describing the signal peak and σ is the Gaussian width. The training procedures are the same as reported in ref. [2]. Before the training, loose kinematic and topological selections were applied to the D-meson candidates. The D-meson candidate information used for training the BDT models was mainly based on the displacement of the tracks from the primary vertex, the impact parameter of the D-meson daughter tracks, the distance between the D-meson decay vertex and the primary vertex, the cosine of the pointing angle between the D-meson candidate line of flight (the vector connecting the primary and secondary vertices) and its reconstructed momentum vector, and the PID information of the decay tracks. Independent BDTs were trained for each D-meson species and p_{T} interval

in the multiplicity-integrated sample. Subsequently, the BDTs were applied to the real data sample in which the type of candidate is unknown. The BDT outputs are related to the candidate probability to be a non-prompt D meson or combinatorial background. Selections on the BDT outputs were optimised to obtain a high non-prompt D-meson fraction while maintaining a reliable signal extraction (with statistical significance larger than 5).

The signal extraction was performed in each p_T and multiplicity interval via a binned maximum-likelihood fit to the candidate invariant-mass distribution. The raw yields could be extracted in the transverse momentum interval $1 < p_T < 24$ GeV/ c and in six subranges, for both D^0 and D^+ mesons. A Gaussian function and an exponential function were used to describe the signal peak and the background distribution, respectively. To improve the stability of the fits, the widths of the D-meson signal peaks were fixed to the values extracted from data samples dominated by prompt candidates, given the naturally higher abundance of prompt compared to non-prompt D mesons. In addition, for the D^0 meson, the contribution of signal candidates to the invariant-mass distribution with the wrong decay-particle mass assignment (reflections) was included in the fit. It was parameterised by fitting the invariant-mass distribution of reflections with a double Gaussian function, and normalised according to the reflection-to-signal ratio from the PYTHIA 8 simulations. The contribution of reflections to the raw yield is about 0.5%–4%, increasing with increasing p_T . Examples of invariant-mass fits with different contribution of signal from beauty-hadron decays in the $2 < p_T < 4$ GeV/ c interval for the lowest multiplicity class and in the $1 < p_T < 24$ GeV/ c interval for the highest multiplicity class are shown in figure 1 and figure 2 for D^0 and D^+ mesons, respectively. Based on the selections on the BDT outputs, samples dominated by non-prompt (prompt) candidates were selected by requiring low probability for a candidate to be combinatorial background and a high (low) probability to be non-prompt. The invariant-mass fits from non-prompt (prompt) enhanced samples are shown in each right (left) panel, indicating the corresponding selection applied on the BDT output score related to the probability to be a non-prompt D meson.

In each p_T and multiplicity interval, the fraction of non-prompt D mesons, $f_{\text{non-prompt}}$, was estimated by sampling the raw yield with different BDT selections related to the candidate probability of being a non-prompt D meson. In this way, a set of raw yields Y_i (index i refers to a given selection on the BDT output) with different contributions from prompt and non-prompt D mesons was obtained. These raw yields are related to the corrected yields of prompt (N_{prompt}) and non-prompt ($N_{\text{non-prompt}}$) D mesons via the acceptance-times-efficiency ($\text{Acc} \times \epsilon$) factors as

$$(\text{Acc} \times \epsilon)_i^{\text{prompt}} \times N_{\text{prompt}} + (\text{Acc} \times \epsilon)_i^{\text{non-prompt}} \times N_{\text{non-prompt}} - Y_i = \delta_i. \quad (3.1)$$

In the above equation, the δ_i term represents a residual originating from the uncertainties on Y_i , $(\text{Acc} \times \epsilon)_i^{\text{non-prompt}}$, and $(\text{Acc} \times \epsilon)_i^{\text{prompt}}$. The $\text{Acc} \times \epsilon$ factors were obtained from MC simulations as described in section 2. They are different for prompt and non-prompt D mesons due to the different decay topology. Since the resolution of the reconstructed primary vertex depends on the multiplicity, the simulated events were weighted to reproduce the charged-particle multiplicity distribution measured in data for events that contain D-meson candidates having an invariant mass compatible with the one of the signal. After

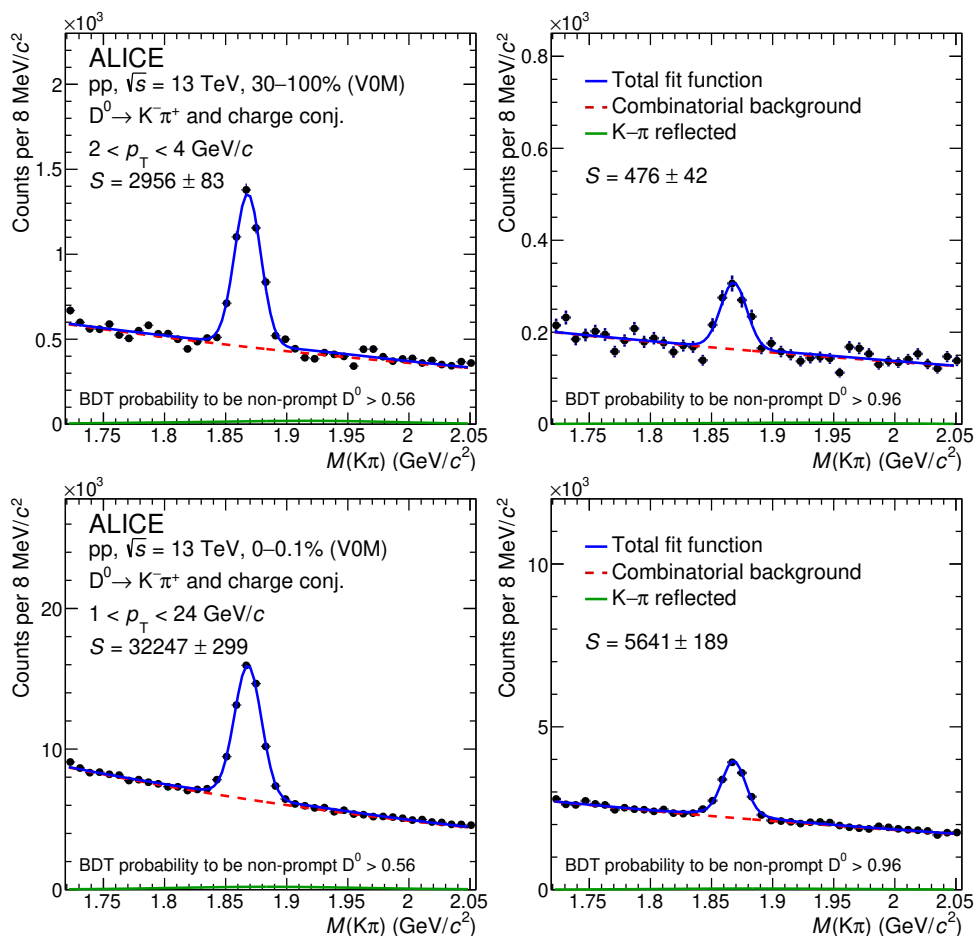


Figure 1. Invariant-mass distribution of D^0 candidates and their charge conjugates in selected p_T and multiplicity intervals. The blue solid curves show the total fit function and the red dashed curves show the combinatorial-background contribution. The green solid lines represent the reflection contribution. The raw-yield (S) values are reported together with their statistical uncertainties resulting from the fit. Top row: D^0 mesons in the $2 < p_T < 4$ GeV/ c interval for the low multiplicity class. Bottom row: D^0 mesons in the $1 < p_T < 24$ GeV/ c interval for the high multiplicity class. The corresponding BDT probability minimum threshold for the candidate selection is reported. The left (right) column corresponds to the prompt (non-prompt) D^0 meson candidates dominated sample.

that, the $\text{Acc} \times \epsilon$ factors were computed for each BDT selection for prompt and non-prompt D mesons within the fiducial acceptance region. In the case of the number of sets of selections $n \geq 2$, a χ^2 function can be defined based on the set of equations of eq. (3.1), which can be minimised to obtain N_{prompt} and $N_{\text{non-prompt}}$. More details can be found in ref. [2]. The $N_{\text{non-prompt}}$ and N_{prompt} values can be used to calculate the corrected fraction of non-prompt D mesons as follows

$$f_{\text{non-prompt}} = \frac{N_{\text{non-prompt}}}{N_{\text{non-prompt}} + N_{\text{prompt}}}. \quad (3.2)$$

In addition, the ratio between the fraction of non-prompt D mesons measured in each multiplicity interval and the one measured in the $\text{INEL} > 0$ class of events,

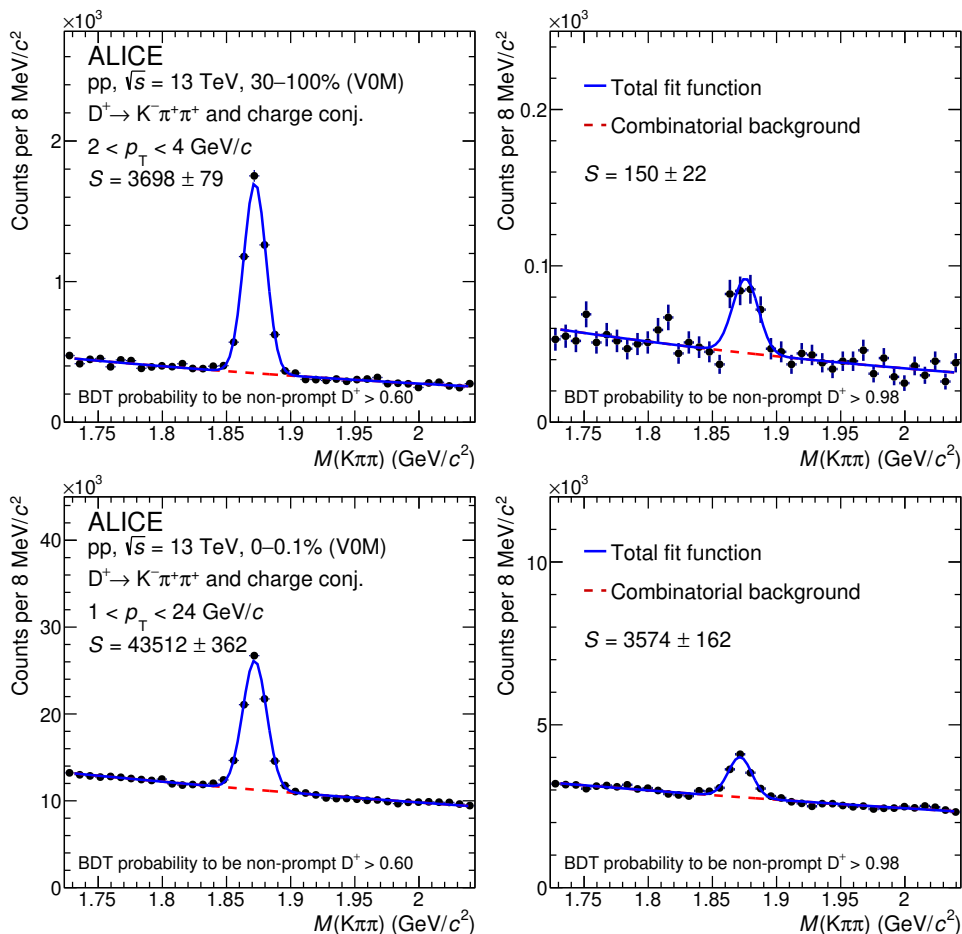


Figure 2. Invariant-mass distribution of D^+ candidates and their charge conjugates in selected p_T and multiplicity intervals. The blue solid curves show the total fit function and the red dashed curves show the combinatorial-background contribution. The raw-yield (S) values are reported together with their statistical uncertainties resulting from the fit. Top row: D^+ mesons in the $2 < p_T < 4$ GeV/ c interval for the low multiplicity class. Bottom row: D^+ mesons in the $1 < p_T < 24$ GeV/ c interval for the high multiplicity class. The corresponding BDT probability minimum threshold for the candidate selection is reported. The left (right) column corresponds to the prompt (non-prompt) D^+ meson candidates dominated sample.

$f_{\text{non-prompt}}^{\text{mult}}/f_{\text{non-prompt}}^{\text{INEL}>0}$, was computed in multiplicity and p_T intervals in order to investigate the modification of the non-prompt fraction with respect to the one measured in the multiplicity-integrated sample.

Figure 3 shows an example of the raw-yield distribution as a function of the BDT-based selection used in the χ^2 -minimisation procedure for D^0 (top panels) and D^+ (bottom panels) mesons in the transverse-momentum intervals $2 < p_T < 4$ GeV/ c and $1 < p_T < 24$ GeV/ c for the low-multiplicity and high-multiplicity classes of events, respectively. The raw yield decreases with increasing minimum threshold for the probability to be a non-prompt D meson, corresponding to an increasing non-prompt D fraction. Note also that the raw yields used in this procedure are largely correlated among each other, implying that adjacent data

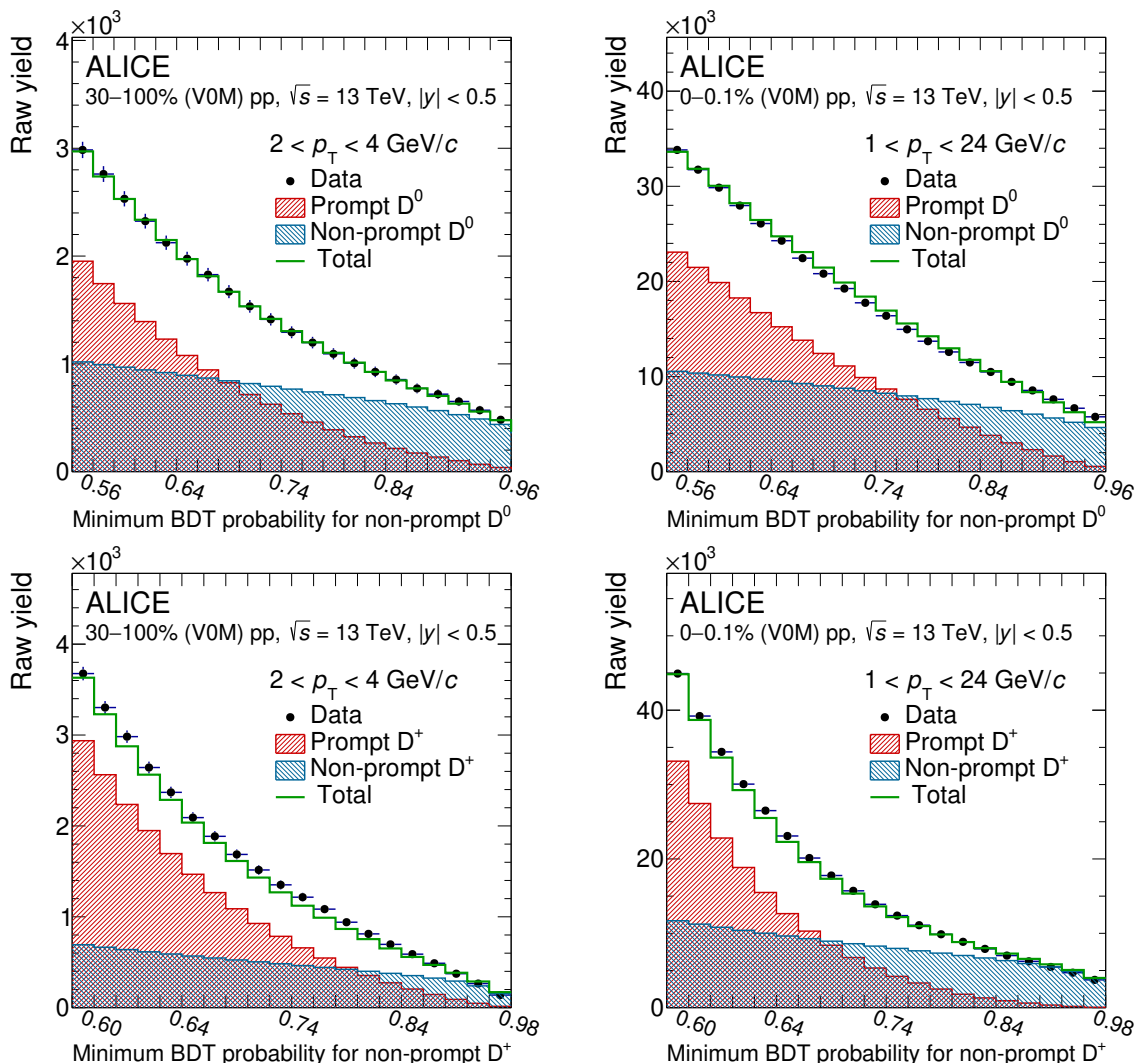


Figure 3. Examples of raw-yield distribution as a function of the BDT-based selection employed in the χ^2 -minimisation procedure adopted for the determination of $f_{\text{non-prompt}}$ of D mesons. Top row: D^0 mesons in low multiplicity (left) and high multiplicity (right) classes. Bottom row: D^+ mesons in low multiplicity (left) and high multiplicity (right) classes.

points are expected to fluctuate in the same direction. The prompt and non-prompt components of the raw yields for each BDT-based selection obtained from the χ^2 -minimisation procedure as $(\text{Acc} \times \epsilon)_i^{\text{prompt}} \times N_{\text{prompt}}$ and $(\text{Acc} \times \epsilon)_i^{\text{non-prompt}} \times N_{\text{non-prompt}}$, are reported as the red and blue distributions, and their sum is represented by the green histogram.

4 Systematic uncertainties

The values of systematic uncertainty on the non-prompt D-meson fraction were estimated with procedures similar to those described in refs. [2, 69]. They include the uncertainties on (i) the raw-yield extraction from the invariant-mass distributions; (ii) the selection effi-

Meson p_T (GeV/c)	D ⁰		D ⁺		D ⁰		D ⁺	
	2-4	8-12	2-4	8-12	1-2	12-24	1-2	12-24
	$f_{\text{non-prompt}}^{30-100\%}$				$f_{\text{non-prompt}}^{0-0.1\%}$			
Raw-yield extraction	2%	2%	3%	3%	5%	2%	6%	6%
Efficiency estimation	2%	2%	4%	5%	6%	3%	5%	5%
MC multiplicity distribution	2%	1%	4%	0%	0%	0%	0%	0%
MC D-meson p_T distribution	6%	3%	3%	1%	9%	3%	8%	3%
	$f_{\text{non-prompt}}^{30-100\%} / f_{\text{non-prompt}}^{\text{INEL}>0}$				$f_{\text{non-prompt}}^{0-0.1\%} / f_{\text{non-prompt}}^{\text{INEL}>0}$			
Raw-yield extraction	2%	2%	4%	4%	4%	2%	7%	5%
Efficiency estimation	2%	3%	4%	5%	4%	2%	4%	3%
MC multiplicity distribution	0%	2%	0%	0%	1%	0%	4%	0%
MC D-meson p_T distribution	4%	2%	5%	1%	0%	0%	1%	1%

Table 2. Summary of the relative systematic uncertainties on the non-prompt D⁰-, D⁺-meson fractions in various p_T and multiplicity intervals.

ciency estimation; (iii) the dependency of the efficiency on the charged-particle multiplicity; and (iv) the D-meson p_T shape in the simulation. The estimated values of the systematic uncertainties for some representative p_T intervals of D⁰ and D⁺ mesons are summarised in table 2.

The systematic uncertainty of the raw-yield extraction was evaluated by repeating the fits to the invariant-mass distribution varying the fit range and the functional form of the background and signal fit functions. To further test the sensitivity to the line shape of the signal, a bin-counting method, in which the signal yield was obtained by integrating the background-subtracted invariant-mass distribution within the $\pm 3\sigma$ region relative to the peak position, was used. In the case of D⁰ mesons, an additional contribution due to signal reflections in the invariant-mass distribution was estimated by varying the normalisation and the shape of the templates used for the reflections in the invariant-mass fits. The systematic uncertainty was defined as the RMS of the distribution of the resulting $f_{\text{non-prompt}}$ obtained from all these variations and ranges from 2% to 6% depending on the D-meson species, multiplicity, and p_T interval.

The systematic uncertainty of the selection-efficiency determination, arising from possible imperfections of the description of the decay topologies or the detector resolution in the simulation, was estimated by using alternative sets of BDT-output selections for the procedure described in section 3. In particular, stricter and looser selections were tested, as well as different combinations of selections adopted to define the system of equations described in eq. (3.1). A systematic uncertainty ranging from 2% to 6% was assigned.

To estimate the systematic uncertainty on the sensitivity of the efficiency on the charged-particle multiplicity, due to the multiplicity dependence of the primary-vertex reconstruction resolution, the distribution of the number of tracklets in the MC simulation

for each V0M class of events was weighted using the one obtained in the real data considering events containing a D-meson candidate, without requiring the invariant-mass region selection. The resulting effect on the $f_{\text{non-prompt}}$ estimation ranges from 0% to 4%.

The systematic uncertainty on the efficiency calculation due to a possible difference between the real and simulated D-meson transverse-momentum distributions was estimated by evaluating the efficiency after reweighting the p_T shape from the PYTHIA 8 generator to match the one from FONLL calculations, in addition to the reweighting of the multiplicity distribution mentioned above. The weights were applied to the p_T distributions of prompt D mesons and to the parent beauty-hadron p_T distributions in case of non-prompt D mesons. The assigned uncertainty ranges from 1% to 9%.

The aforementioned sources of systematic uncertainty were assumed to be uncorrelated among each other. The total systematic uncertainty is defined as the square root of the quadratic sum of the estimated values in each p_T and multiplicity interval. In order to assess the correlation between the systematic uncertainties on $f_{\text{non-prompt}}$ in the different multiplicity intervals with respect to the one in the $\text{INEL} > 0$ sample, the effect of the variations and the estimation of the uncertainties were directly evaluated on the ratio $f_{\text{non-prompt}}^{\text{mult}}/f_{\text{non-prompt}}^{\text{INEL}>0}$.

5 Results

The measured fractions of D-mesons originating from beauty-hadron decays, $f_{\text{non-prompt}}$, in pp collisions at $\sqrt{s} = 13$ TeV are shown in figure 4 as a function of p_T . The results are reported in different panels for D^0 (left) and D^+ (right) mesons and for the $\text{INEL} > 0$ class (top panels) and the three multiplicity classes of events (lower panels). The statistical and total systematic uncertainties are shown by vertical error bars and boxes, respectively. In all the event classes and for both D^0 and D^+ mesons, $f_{\text{non-prompt}}$ increases with p_T from 5%–7% to about 10%. This increase is motivated by the harder p_T distribution of beauty hadrons compared to the charm ones, which is only partly compensated by the $b \rightarrow D + X$ decay kinematics [2, 40]. The fraction of non-prompt D^0 mesons is slightly larger than that of D^+ mesons, as a consequence of the different branching ratios of B mesons with a D^0 or D^+ meson in the final state, and of the different charm-quark fragmentation fractions for the prompt D-meson production. This increasing trend is expected from pQCD calculations, as shown in ref. [46]. Measurements are compared to predictions from the PYTHIA 8 [49, 84] and EPOS [61, 85] event generators. PYTHIA 8 simulations were obtained using the standard Monash 2013 tune [50] as well as with colour reconnection settings beyond-leading-colour approximation [52], and with colour ropes [84] using PYTHIA version 8.307. Both the version 3.448 and 4.0.0 of the EPOS MC generator were tested. In EPOS 4, parallel partonic scatterings based on the S -matrix theory are implemented, leading to the factorisation of the hard and soft scales, particularly important for heavy quarks. This factorisation allows the computation of the PDFs within the EPOS framework itself. The EPOS predictions presented in this paper do not include a hydrodynamic expansion of the system. However, the results were found not to significantly change if the latter is included. Following what was done for data, all PYTHIA 8 and EPOS simulations were

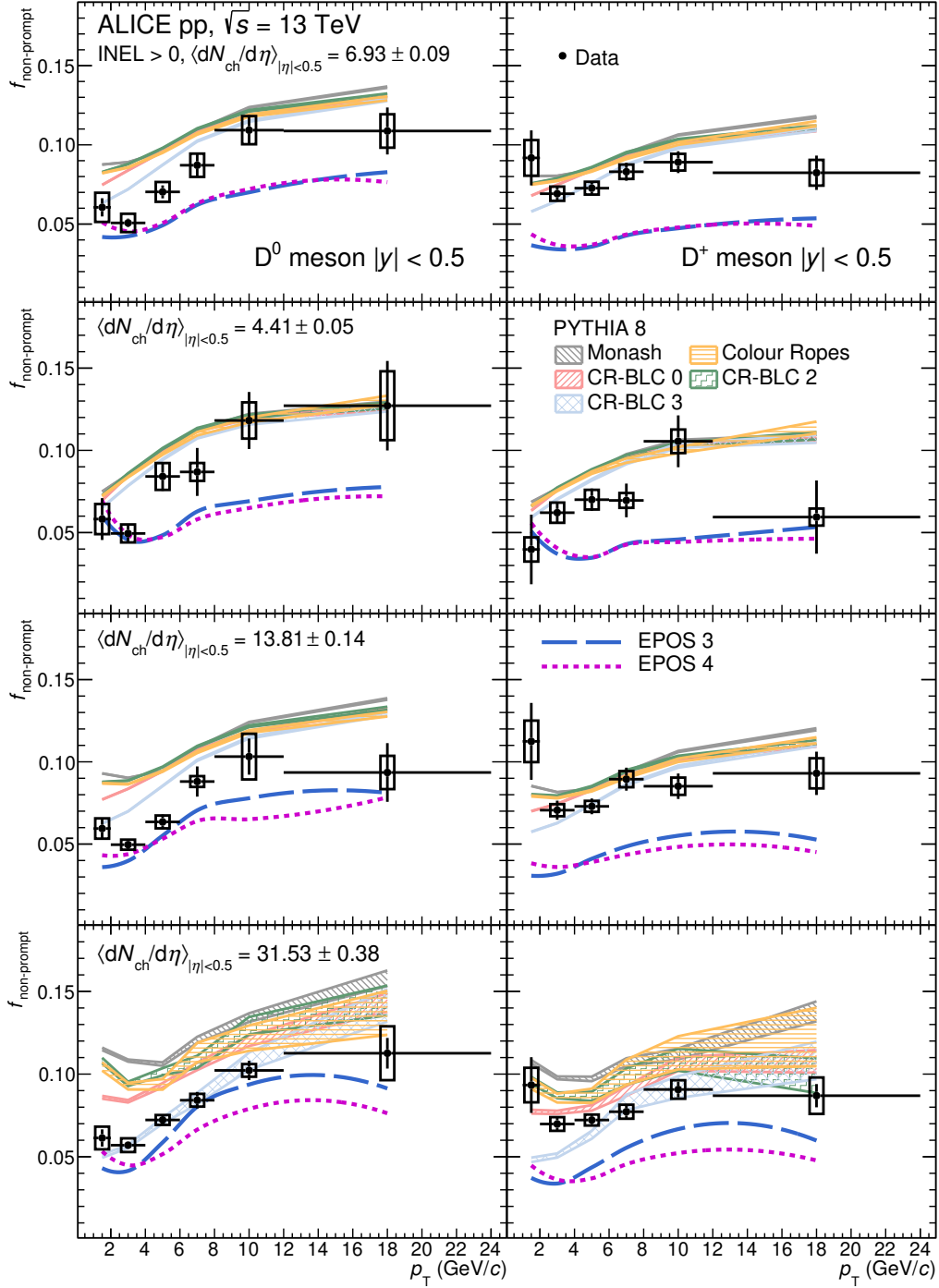


Figure 4. Fractions of non-prompt D^0 (left column) and D^+ (right column) mesons as a function of p_T for the $\text{INEL} > 0$ class and the three multiplicity classes of events in pp collisions at $\sqrt{s} = 13$ TeV. The measurements are compared with the predictions obtained with PYTHIA 8 [52] and EPOS [61] event generators.

selected according to percentiles of the $\text{INEL} > 0$ cross section based on the charged-particle multiplicity counts in the ALICE V0A and V0C acceptance. While all models qualitatively reproduce the increase of $f_{\text{non-prompt}}$ with increasing p_T , EPOS significantly underpredicts $f_{\text{non-prompt}}$ of D^+ mesons and D^0 mesons in the $\text{INEL} > 0$ and in the lowest multiplicity classes of events, by up to a factor of two. Moreover, EPOS 3 predicts a slightly stronger multiplicity dependence compared to EPOS 4. On the other hand, PYTHIA 8 is generally closer to data but overpredicts $f_{\text{non-prompt}}$ by approximately 20–30%. No significant difference in the various PYTHIA 8 settings tested in this work is observed, with the exception of the CR-BLC Mode 3 setting, which predicts a lower D^+ and D^0 non-prompt fraction especially in the two highest multiplicity intervals, providing a better description of the data.

The ratio of the D-meson non-prompt fractions in the multiplicity classes relative to that in the $\text{INEL} > 0$ class, $f_{\text{non-prompt}}^{\text{mult}}/f_{\text{non-prompt}}^{\text{INEL}>0}$, is shown in figure 5 as a function of transverse momentum for the three multiplicity classes. This double ratio isolates the relative variation of $f_{\text{non-prompt}}$ as a function of the charged particle multiplicity from absolute scaling factors. The double ratio of D^0 and D^+ was found to be compatible for all the multiplicity classes as expected. In order to improve the statistical precision, the average D^0 and D^+ $f_{\text{non-prompt}}^{\text{mult}}/f_{\text{non-prompt}}^{\text{INEL}>0}$ was computed. The average was computed using the inverse of the quadratic sum of the relative statistical and uncorrelated systematic uncertainties as weights. The systematic uncertainties were propagated through the averaging procedure considering the contributions from the raw-yield extraction and the selection efficiency as uncorrelated, while the other sources as fully correlated between the two D-meson species. In all multiplicity classes, the measured ratio is compatible with unity within uncertainties. This finding suggests similar production mechanisms of charm and beauty quarks as a function of multiplicity. The expectation obtained with EPOS 3 shows a modification of the p_T spectrum different for charm and beauty hadrons due to their different mass, which is not supported by the measurement. A qualitatively similar behaviour is obtained with EPOS 4, which is more in agreement with the data, except for $p_T < 4$ GeV/ c in low-multiplicity events. All the PYTHIA 8 configurations reproduce the measurements within the uncertainties, indicating a small influence of the hadronisation in the multiplicity dependence, except for the CR-BLC Mode 3 setting, which underestimates the data at low p_T in the high-multiplicity class of events. The data points are further compared to a CGC model that includes the three-pomeron exchange mechanism [57]. In this model, the transition from the beauty quark to the charm hadron is modelled in a single step using $f(b \rightarrow H_c)$ fragmentation functions measured in e^+e^- collisions [86]. Even though these fragmentation functions were shown to be unable to reproduce the measured cross sections of non-prompt D mesons in previous studies [2], they cancel in the $f_{\text{non-prompt}}^{\text{mult}}/f_{\text{non-prompt}}^{\text{INEL}>0}$ ratio and for this observable the CGC predictions are consistent with the data within uncertainties.

The specific multiplicity dependence of $f_{\text{non-prompt}}^{\text{mult}}/f_{\text{non-prompt}}^{\text{INEL}>0}$ can be studied in more detail by plotting the values obtained in each individual transverse momentum interval as a function of the charged-particle multiplicity density normalised to the value corresponding to the $\text{INEL} > 0$ class of events, as shown in figure 6. In all p_T intervals, the average D^0 and D^+ $f_{\text{non-prompt}}^{\text{mult}}/f_{\text{non-prompt}}^{\text{INEL}>0}$ ratio is found to be compatible with unity, indicating a weak (if any) dependence of $f_{\text{non-prompt}}$ with the charged-particle multiplicity. Comparisons

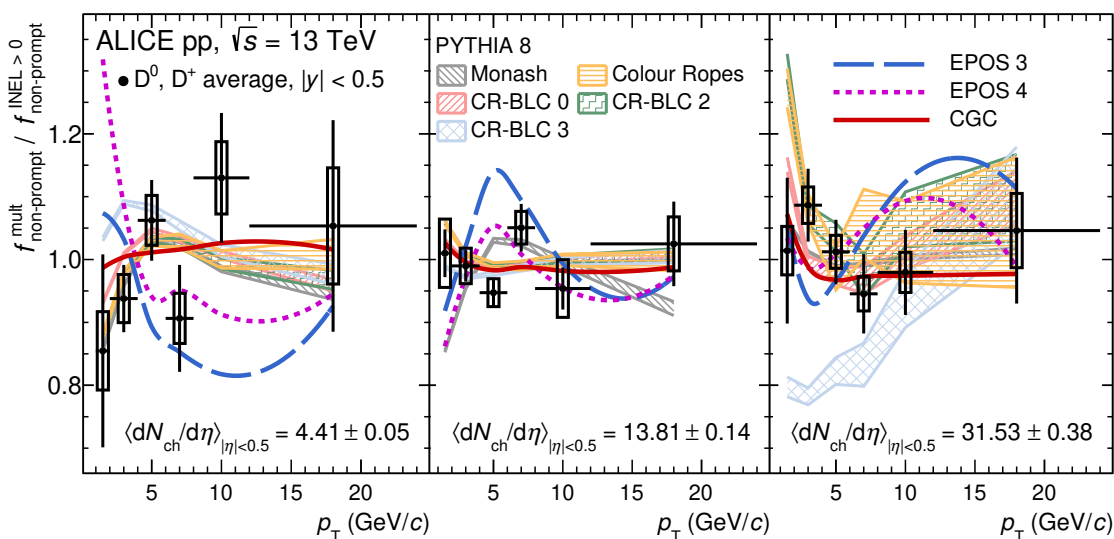


Figure 5. Average fractions of non-prompt D^0 and D^+ mesons as a function of p_T for different multiplicity intervals normalised to the one measured in the INEL > 0 class of pp collisions at $\sqrt{s} = 13$ TeV. The measurements are compared with the predictions obtained with PYTHIA 8 [52] and EPOS [61] event generators and the CGC model.

with models reveal that the EPOS event generator predicts a multiplicity dependence at intermediate transverse momentum ($4 < p_T < 6$ GeV/c) which is ruled out by the data. At low p_T and multiplicity it predicts a rise of $f_{\text{non-prompt}}$ which is also not supported by the data. At lower and higher p_T in the other multiplicity intervals, instead, EPOS predicts a milder charged-particle multiplicity dependence and is hence closer to the data. Moreover, the multiplicity-independence of CGC predictions is also consistent with the data. Finally, most PYTHIA 8 predictions are consistent with the data, with the notable exception of CR-BLC Mode 3 results, in which the double ratio is shown to decrease with multiplicity. This behaviour can be further investigated by isolating the double ratio for D mesons originating from beauty-meson and beauty-baryon decays in each of the specific PYTHIA 8 configurations being used, as represented in figure 7. While in all cases the $f_{\text{non-prompt}}^{\text{mult}}/f_{\text{non-prompt}}^{\text{INEL}>0}$ ratio from beauty baryons increases systematically with multiplicity, the Mode 3 setting results in a decrease of this double ratio for D mesons originating from B-meson decays. More specifically, a clean MC-only test can be performed with the beyond-leading-colour tunes by calculating the ratio of baryons and mesons at hadronisation time in PYTHIA 8 as a function of multiplicity in each model, as depicted in figure 8. Notably, CR-BLC Mode 3 differs from other PYTHIA 8 predictions due to the fact that, in that case, beauty quarks produce significantly more baryons, and charm quarks produce fewer baryons than in other cases. Consequently, the fraction of non-prompt D mesons decreases with the multiplicity as a combination of two effects. On the one side, charm quarks hadronise more to D mesons, increasing the prompt contribution to the D-meson production and, on the other side, beauty quarks will tend towards being contained in baryons, which in turn will feed preferentially into charm baryons such as

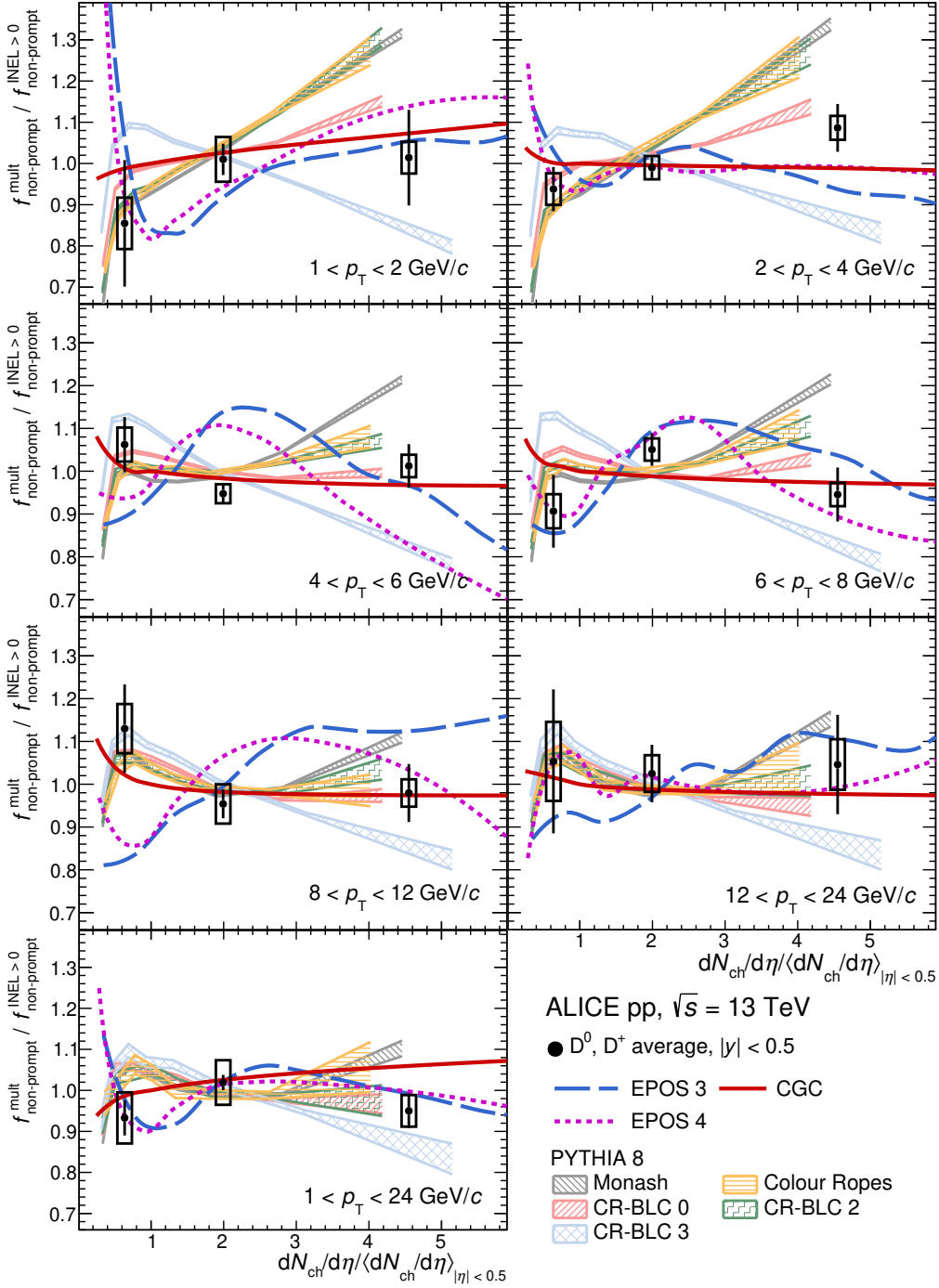


Figure 6. Average fractions of non-prompt D^0 and D^+ mesons as a function of multiplicity, both normalised to the value corresponding to the $\text{INEL} > 0$ class, for pp collisions at $\sqrt{s} = 13$ TeV in different p_T intervals and integrated in $1 < p_T < 24$ GeV/c. The measurements are compared with predictions obtained with the PYTHIA 8 [52] and EPOS [61] event generators and the CGC model [57].

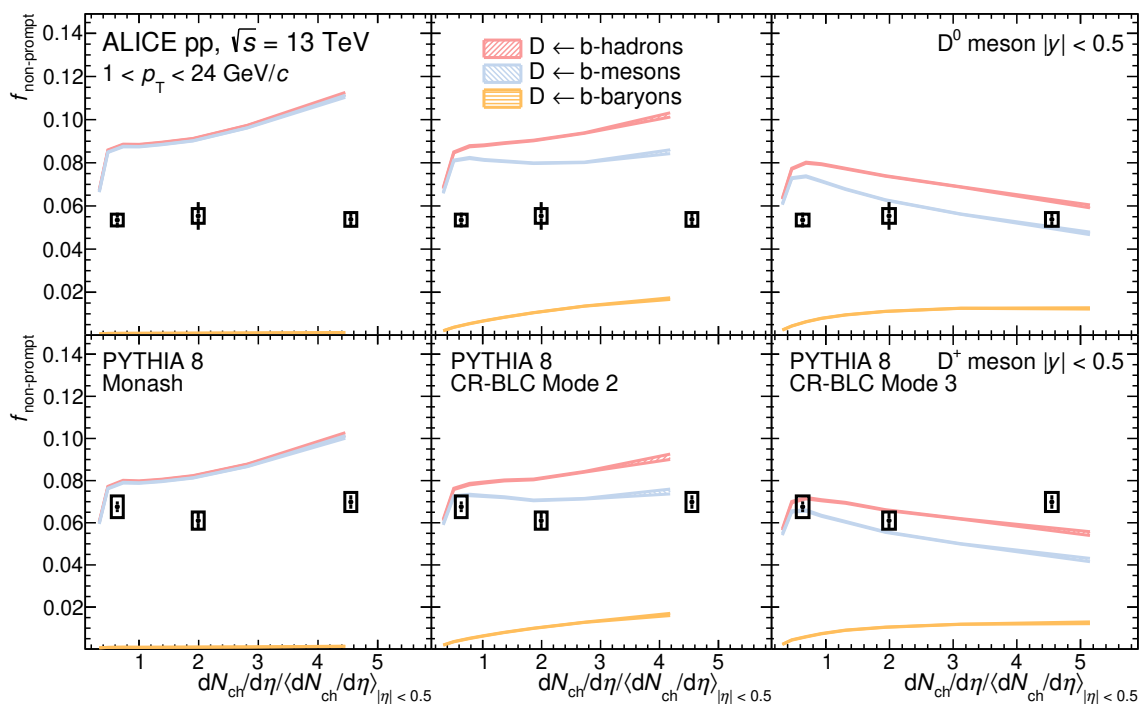


Figure 7. Fractions of non-prompt D^0 (first row) and D^+ (second row) mesons in $1 < p_T < 24$ GeV/ c as a function of multiplicity for pp collisions at $\sqrt{s} = 13$ TeV compared with predictions obtained with the PYTHIA 8 [52] event generator. The contributions from beauty meson and baryon decays in PYTHIA 8 are displayed separately.

the Λ_c^+ baryon. This strong preference towards beauty baryons is not favoured by current ALICE data, which essentially rules out the CR-BLC Mode 3 dynamics in favour of models in which $f_{\text{non-prompt}}$ tends to either remain constant or increase slightly with multiplicity. Future studies of meson and baryon production in the beauty sector as a function of the charged-particle multiplicity will allow for firmer conclusions.

6 Summary

The fractions of the D^0 and D^+ mesons originating from beauty-hadron decays, $f_{\text{non-prompt}}$, were measured at midrapidity ($|y| < 0.5$) in pp collisions at $\sqrt{s} = 13$ TeV in events with at least a charged particle at midrapidity (INEL > 0 class of events) and as a function of charged-particle multiplicity and transverse momentum. Events with different charged-particle multiplicities were selected as percentiles of the INEL > 0 cross section based on the charged-particle multiplicity counts in the ALICE V0A and V0C at forward and backward rapidity. The D^+ and D^0 $f_{\text{non-prompt}}$ were observed to slightly increase from about 5%–7% for $1 < p_T < 3$ GeV/ c to about 10% for $8 < p_T < 24$ GeV/ c . The ratios $f_{\text{non-prompt}}^{\text{mult}}/f_{\text{non-prompt}}^{\text{INEL}>0}$ are compatible with unity both as a function of p_T and charged-particle multiplicity, suggesting either no or only a mild multiplicity dependence. This finding suggests a similar production mechanism of charm and beauty quarks as a function of multiplicity.

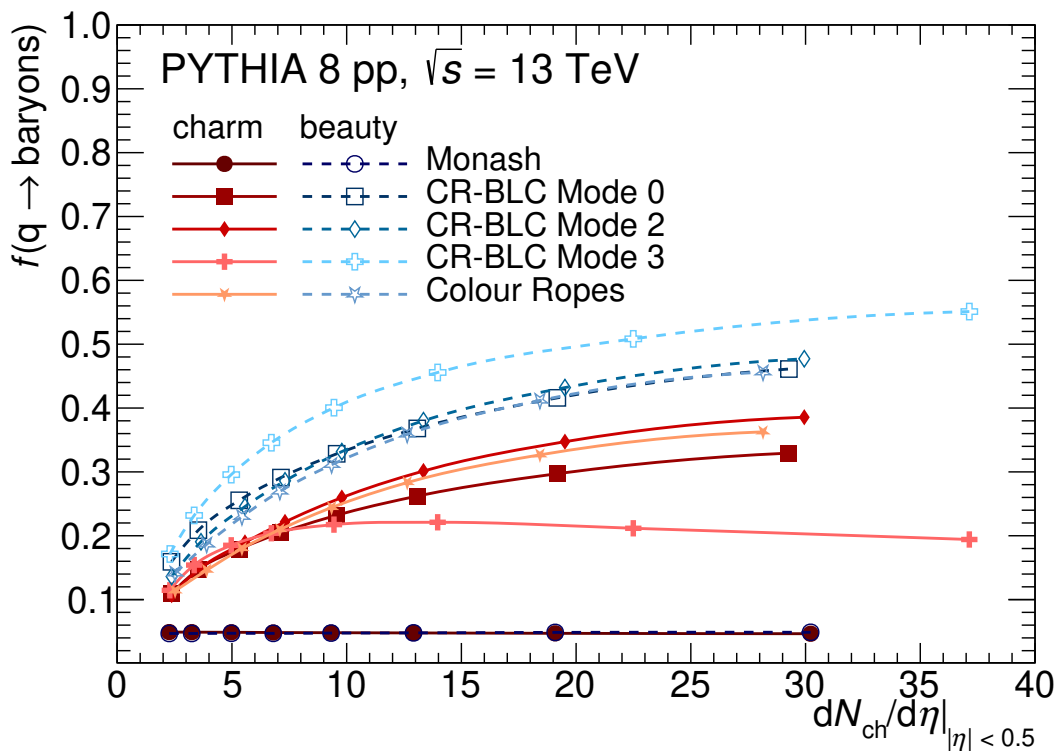


Figure 8. Fraction of charm and beauty quarks hadronising to baryons as a function of the charged particle multiplicity at midrapidity in PYTHIA 8 [52] simulations with different tunes.

The measured $f_{\text{non-prompt}}$ values are compared to predictions obtained with different MC generators. The EPOS 3 and EPOS 4 generators tend to underestimate the measurements, while PYTHIA 8 with different tunes, including the colour reconnection mechanism beyond leading colour approximation and colour ropes, slightly overestimates the data. The variation of $f_{\text{non-prompt}}$ with multiplicity is satisfactorily described by the MC simulations except for the $4 < p_T < 6$ GeV/c interval, where the EPOS generator predicts a significant increase. In all the considered p_T intervals, the CR-BLC Mode 3 tune of PYTHIA 8 foresees a decrease at high multiplicity. In that tune, this decrease with increasing multiplicity is motivated by an interplay between an increased fraction of charm quarks hadronising into mesons and an increased fraction of beauty quarks hadronising into baryons and is not favoured by data. Despite the fragmentation functions adopted prevented to reproduce the measured cross sections of non-prompt D mesons in previous studies [2], the ratio $f_{\text{non-prompt}}^{\text{mult}}/f_{\text{non-prompt}}^{\text{INEL}>0}$ is also described well by the CGC model. The comparison between data and theory models suggests a similar multiplicity dependence of charm- and beauty-hadron production and in particular, a different evolution of the baryon-to-meson ratio in the charm and beauty sectors is disfavoured.

The measurements presented in this paper provide an important test for production and hadronisation models in the charm and beauty sectors, and they pave the way for future studies of beauty-hadron production in pp collisions as a function of the charged-particle multiplicity.

Acknowledgments

The ALICE Collaboration would like to thank all its engineers and technicians for their invaluable contributions to the construction of the experiment and the CERN accelerator teams for the outstanding performance of the LHC complex. The ALICE Collaboration gratefully acknowledges the resources and support provided by all Grid centres and the Worldwide LHC Computing Grid (WLCG) collaboration. The ALICE Collaboration acknowledges the following funding agencies for their support in building and running the ALICE detector: A. I. Alikhanyan National Science Laboratory (Yerevan Physics Institute) Foundation (ANSL), State Committee of Science and World Federation of Scientists (WFS), Armenia; Austrian Academy of Sciences, Austrian Science Fund (FWF): [M 2467-N36] and Nationalstiftung für Forschung, Technologie und Entwicklung, Austria; Ministry of Communications and High Technologies, National Nuclear Research Center, Azerbaijan; Conselho Nacional de Desenvolvimento Científico e Tecnológico (CNPq), Financiadora de Estudos e Projetos (Finep), Fundação de Amparo à Pesquisa do Estado de São Paulo (FAPESP) and Universidade Federal do Rio Grande do Sul (UFRGS), Brazil; Bulgarian Ministry of Education and Science, within the National Roadmap for Research Infrastructures 2020–2027 (object CERN), Bulgaria; Ministry of Education of China (MOEC), Ministry of Science & Technology of China (MSTC) and National Natural Science Foundation of China (NSFC), China; Ministry of Science and Education and Croatian Science Foundation, Croatia; Centro de Aplicaciones Tecnológicas y Desarrollo Nuclear (CEADEN), Cubaenergía, Cuba; Ministry of Education, Youth and Sports of the Czech Republic, Czech Republic; The Danish Council for Independent Research | Natural Sciences, the VILLUM FONDEN and Danish National Research Foundation (DNRF), Denmark; Helsinki Institute of Physics (HIP), Finland; Commissariat à l’Energie Atomique (CEA) and Institut National de Physique Nucléaire et de Physique des Particules (IN2P3) and Centre National de la Recherche Scientifique (CNRS), France; Bundesministerium für Bildung und Forschung (BMBF) and GSI Helmholtzzentrum für Schwerionenforschung GmbH, Germany; General Secretariat for Research and Technology, Ministry of Education, Research and Religions, Greece; National Research, Development and Innovation Office, Hungary; Department of Atomic Energy Government of India (DAE), Department of Science and Technology, Government of India (DST), University Grants Commission, Government of India (UGC) and Council of Scientific and Industrial Research (CSIR), India; National Research and Innovation Agency — BRIN, Indonesia; Istituto Nazionale di Fisica Nucleare (INFN), Italy; Japanese Ministry of Education, Culture, Sports, Science and Technology (MEXT) and Japan Society for the Promotion of Science (JSPS) KAKENHI, Japan; Consejo Nacional de Ciencia (CONACYT) y Tecnología, through Fondo de Cooperación Internacional en Ciencia y Tecnología (FONCICYT) and Dirección General de Asuntos del Personal Académico (DGAPA), Mexico; Nederlandse Organisatie voor Wetenschappelijk Onderzoek (NWO), Netherlands; The Research Council of Norway, Norway; Commission on Science and Technology for Sustainable Development in the South (COMSATS), Pakistan; Pontificia Universidad Católica del Perú, Peru; Ministry of Education and Science, National Science Centre and WUT ID-UB, Poland; Korea Institute of Science and Technol-

ogy Information and National Research Foundation of Korea (NRF), Republic of Korea; Ministry of Education and Scientific Research, Institute of Atomic Physics, Ministry of Research and Innovation and Institute of Atomic Physics and University Politehnica of Bucharest, Romania; Ministry of Education, Science, Research and Sport of the Slovak Republic, Slovakia; National Research Foundation of South Africa, South Africa; Swedish Research Council (VR) and Knut & Alice Wallenberg Foundation (KAW), Sweden; European Organization for Nuclear Research, Switzerland; Suranaree University of Technology (SUT), National Science and Technology Development Agency (NSTDA), Thailand Science Research and Innovation (TSRI) and National Science, Research and Innovation Fund (NSRF), Thailand; Turkish Energy, Nuclear and Mineral Research Agency (TENMAK), Turkey; National Academy of Sciences of Ukraine, Ukraine; Science and Technology Facilities Council (STFC), United Kingdom; National Science Foundation of the United States of America (NSF) and United States Department of Energy, Office of Nuclear Physics (DOE NP), United States of America. In addition, individual groups or members have received support from: European Research Council, Strong 2020 — Horizon 2020, Marie Skłodowska Curie (grant nos. 950692, 824093, 896850), European Union; Academy of Finland (Center of Excellence in Quark Matter) (grant nos. 346327, 346328), Finland; Programa de Apoyos para la Superación del Personal Académico, UNAM, Mexico.

Open Access. This article is distributed under the terms of the Creative Commons Attribution License ([CC-BY 4.0](https://creativecommons.org/licenses/by/4.0/)), which permits any use, distribution and reproduction in any medium, provided the original author(s) and source are credited. SCOAP³ supports the goals of the International Year of Basic Sciences for Sustainable Development.

References

- [1] ALICE collaboration, *Measurement of D^0 , D^+ , D^{*+} and D_s^+ production in pp collisions at $\sqrt{s} = 5.02$ TeV with ALICE*, *Eur. Phys. J. C* **79** (2019) 388 [[arXiv:1901.07979](https://arxiv.org/abs/1901.07979)] [[INSPIRE](https://inspirehep.net/literature/1901079)].
- [2] ALICE collaboration, *Measurement of beauty and charm production in pp collisions at $\sqrt{s} = 5.02$ TeV via non-prompt and prompt D mesons*, *JHEP* **05** (2021) 220 [[arXiv:2102.13601](https://arxiv.org/abs/2102.13601)] [[INSPIRE](https://inspirehep.net/literature/2102136)].
- [3] ALICE collaboration, *Prompt and non-prompt J/ψ production cross sections at midrapidity in proton-proton collisions at $\sqrt{s} = 5.02$ and 13 TeV*, *JHEP* **03** (2022) 190 [[arXiv:2108.02523](https://arxiv.org/abs/2108.02523)] [[INSPIRE](https://inspirehep.net/literature/2108023)].
- [4] ALICE collaboration, *Measurement of electrons from semileptonic heavy-flavour hadron decays at midrapidity in pp and Pb - Pb collisions at $\sqrt{s_{NN}} = 5.02$ TeV*, *Phys. Lett. B* **804** (2020) 135377 [[arXiv:1910.09110](https://arxiv.org/abs/1910.09110)] [[INSPIRE](https://inspirehep.net/literature/1910091)].
- [5] ALICE collaboration, *Production of muons from heavy-flavour hadron decays in pp collisions at $\sqrt{s} = 5.02$ TeV*, *JHEP* **09** (2019) 008 [[arXiv:1905.07207](https://arxiv.org/abs/1905.07207)] [[INSPIRE](https://inspirehep.net/literature/1905072)].
- [6] ALICE collaboration, *Measurement of the production cross section of prompt Ξ_c^0 baryons at midrapidity in pp collisions at $\sqrt{s} = 5.02$ TeV*, *JHEP* **10** (2021) 159 [[arXiv:2105.05616](https://arxiv.org/abs/2105.05616)] [[INSPIRE](https://inspirehep.net/literature/2105056)].

- [7] ALICE collaboration, *Measurement of the cross sections of Ξ_c^0 and Ξ_c^+ baryons and of the branching-fraction ratio $BR(\Xi_c^0 \rightarrow \Xi^- e^+ \nu_e)/BR(\Xi_c^0 \rightarrow \Xi^- \pi^+)$ in pp collisions at 13 TeV*, *Phys. Rev. Lett.* **127** (2021) 272001 [[arXiv:2105.05187](#)] [[INSPIRE](#)].
- [8] ALICE collaboration, *Λ_c^+ production and baryon-to-meson ratios in pp and p -Pb collisions at $\sqrt{s_{NN}} = 5.02$ TeV at the LHC*, *Phys. Rev. Lett.* **127** (2021) 202301 [[arXiv:2011.06078](#)] [[INSPIRE](#)].
- [9] ALICE collaboration, *Λ_c^+ production in pp and in p -Pb collisions at $\sqrt{s_{NN}} = 5.02$ TeV*, *Phys. Rev. C* **104** (2021) 054905 [[arXiv:2011.06079](#)] [[INSPIRE](#)].
- [10] ALICE collaboration, *Measurement of prompt D^0 , Λ_c^+ , and $\Sigma_c^{0,++}(2455)$ production in proton-proton collisions at $\sqrt{s} = 13$ TeV*, *Phys. Rev. Lett.* **128** (2022) 012001 [[arXiv:2106.08278](#)] [[INSPIRE](#)].
- [11] ALICE collaboration, *First measurement of Ω_c^0 production in pp collisions at $\sqrt{s} = 13$ TeV*, [arXiv:2205.13993](#) [[INSPIRE](#)].
- [12] ATLAS collaboration, *Measurement of the b -hadron production cross section using decays to $D^* \mu^- X$ final states in pp collisions at $\sqrt{s} = 7$ TeV with the ATLAS detector*, *Nucl. Phys. B* **864** (2012) 341 [[arXiv:1206.3122](#)] [[INSPIRE](#)].
- [13] ATLAS collaboration, *Measurement of $D^{*\pm}$, D^\pm and D_s^\pm meson production cross sections in pp collisions at $\sqrt{s} = 7$ TeV with the ATLAS detector*, *Nucl. Phys. B* **907** (2016) 717 [[arXiv:1512.02913](#)] [[INSPIRE](#)].
- [14] ATLAS collaboration, *Measurement of the differential cross-section of B^+ meson production in pp collisions at $\sqrt{s} = 7$ TeV at ATLAS*, *JHEP* **10** (2013) 042 [[arXiv:1307.0126](#)] [[INSPIRE](#)].
- [15] ATLAS collaboration, *Determination of the ratio of b -quark fragmentation fractions f_s/f_d in pp collisions at $\sqrt{s} = 7$ TeV with the ATLAS detector*, *Phys. Rev. Lett.* **115** (2015) 262001 [[arXiv:1507.08925](#)] [[INSPIRE](#)].
- [16] ATLAS collaboration, *Measurement of the relative B_c^\pm/B^\pm production cross section with the ATLAS detector at $\sqrt{s} = 8$ TeV*, *Phys. Rev. D* **104** (2021) 012010 [[arXiv:1912.02672](#)] [[INSPIRE](#)].
- [17] CMS collaboration, *Measurement of the cross section for production of $b\bar{b}X$, decaying to muons in pp collisions at $\sqrt{s} = 7$ TeV*, *JHEP* **06** (2012) 110 [[arXiv:1203.3458](#)] [[INSPIRE](#)].
- [18] CMS collaboration, *Nuclear modification factor of D^0 mesons in PbPb collisions at $\sqrt{s_{NN}} = 5.02$ TeV*, *Phys. Lett. B* **782** (2018) 474 [[arXiv:1708.04962](#)] [[INSPIRE](#)].
- [19] CMS collaboration, *Measurement of the B^\pm meson nuclear modification factor in Pb-Pb collisions at $\sqrt{s_{NN}} = 5.02$ TeV*, *Phys. Rev. Lett.* **119** (2017) 152301 [[arXiv:1705.04727](#)] [[INSPIRE](#)].
- [20] CMS collaboration, *Production of Λ_c^+ baryons in proton-proton and lead-lead collisions at $\sqrt{s_{NN}} = 5.02$ TeV*, *Phys. Lett. B* **803** (2020) 135328 [[arXiv:1906.03322](#)] [[INSPIRE](#)].
- [21] CMS collaboration, *Measurement of the total and differential inclusive B^+ hadron cross sections in pp collisions at $\sqrt{s} = 13$ TeV*, *Phys. Lett. B* **771** (2017) 435 [[arXiv:1609.00873](#)] [[INSPIRE](#)].
- [22] CMS collaboration, *Studies of beauty suppression via nonprompt D^0 mesons in Pb-Pb collisions at $Q^2 = 4$ GeV²*, *Phys. Rev. Lett.* **123** (2019) 022001 [[arXiv:1810.11102](#)] [[INSPIRE](#)].

- [23] CMS collaboration, *Measurement of the ratio of the production cross sections times branching fractions of $B_c^\pm \rightarrow J/\psi\pi^\pm$ and $B^\pm \rightarrow J/\psi K^\pm$ and $\mathcal{B}(B_c^\pm \rightarrow J/\psi\pi^\pm\pi^\pm\pi^\mp)/\mathcal{B}(B_c^\pm \rightarrow J/\psi\pi^\pm)$ in pp collisions at $\sqrt{s} = 7$ TeV*, *JHEP* **01** (2015) 063 [[arXiv:1410.5729](#)] [[INSPIRE](#)].
- [24] LHCb collaboration, *Measurement of B meson production cross-sections in proton-proton collisions at $\sqrt{s} = 7$ TeV*, *JHEP* **08** (2013) 117 [[arXiv:1306.3663](#)] [[INSPIRE](#)].
- [25] LHCb collaboration, *Measurements of prompt charm production cross-sections in pp collisions at $\sqrt{s} = 5$ TeV*, *JHEP* **06** (2017) 147 [[arXiv:1610.02230](#)] [[INSPIRE](#)].
- [26] LHCb collaboration, *Measurements of prompt charm production cross-sections in pp collisions at $\sqrt{s} = 13$ TeV*, *JHEP* **03** (2016) 159 [Erratum *ibid.* **09** (2016) 013] [[arXiv:1510.01707](#)] [[INSPIRE](#)].
- [27] LHCb collaboration, *Measurement of B_c^+ production in proton-proton collisions at $\sqrt{s} = 8$ TeV*, *Phys. Rev. Lett.* **114** (2015) 132001 [[arXiv:1411.2943](#)] [[INSPIRE](#)].
- [28] LHCb collaboration, *Study of the production of Λ_b^0 and \bar{B}^0 hadrons in pp collisions and first measurement of the $\Lambda_b^0 \rightarrow J/\psi p K^-$ branching fraction*, *Chin. Phys. C* **40** (2016) 011001 [[arXiv:1509.00292](#)] [[INSPIRE](#)].
- [29] LHCb collaboration, *Measurement of the b -quark production cross-section in 7 and 13 TeV pp collisions*, *Phys. Rev. Lett.* **118** (2017) 052002 [Erratum *ibid.* **119** (2017) 169901] [[arXiv:1612.05140](#)] [[INSPIRE](#)].
- [30] LHCb collaboration, *Measurement of the B^\pm production cross-section in pp collisions at $\sqrt{s} = 7$ and 13 TeV*, *JHEP* **12** (2017) 026 [[arXiv:1710.04921](#)] [[INSPIRE](#)].
- [31] LHCb collaboration, *Measurement of the mass and production rate of Ξ_b^- baryons*, *Phys. Rev. D* **99** (2019) 052006 [[arXiv:1901.07075](#)] [[INSPIRE](#)].
- [32] LHCb collaboration, *Measurement of b hadron fractions in 13 TeV pp collisions*, *Phys. Rev. D* **100** (2019) 031102 [[arXiv:1902.06794](#)] [[INSPIRE](#)].
- [33] LHCb collaboration, *Measurement of Ξ_{cc}^{++} production in pp collisions at $\sqrt{s} = 13$ TeV*, *Chin. Phys. C* **44** (2020) 022001 [[arXiv:1910.11316](#)] [[INSPIRE](#)].
- [34] STAR collaboration, *Measurements of D^0 and D^* production in $p+p$ collisions at $\sqrt{s} = 200$ GeV*, *Phys. Rev. D* **86** (2012) 072013 [[arXiv:1204.4244](#)] [[INSPIRE](#)].
- [35] R. Maciula and A. Szczurek, *Open charm production at the LHC — k_t -factorization approach*, *Phys. Rev. D* **87** (2013) 094022 [[arXiv:1301.3033](#)] [[INSPIRE](#)].
- [36] R. Maciula and A. Szczurek, *Production of Λ_c baryons at the LHC within the k_T -factorization approach and independent parton fragmentation picture*, *Phys. Rev. D* **98** (2018) 014016 [[arXiv:1803.05807](#)] [[INSPIRE](#)].
- [37] B. Guiot, *Heavy-quark production with k_t -factorization: the importance of the sea-quark distribution*, *Phys. Rev. D* **99** (2019) 074006 [[arXiv:1812.02156](#)] [[INSPIRE](#)].
- [38] M. Cacciari, M. Greco and P. Nason, *The p_T spectrum in heavy flavor hadroproduction*, *JHEP* **05** (1998) 007 [[hep-ph/9803400](#)] [[INSPIRE](#)].
- [39] M. Cacciari, S. Frixione and P. Nason, *The p_T spectrum in heavy flavor photoproduction*, *JHEP* **03** (2001) 006 [[hep-ph/0102134](#)] [[INSPIRE](#)].
- [40] M. Cacciari et al., *Theoretical predictions for charm and bottom production at the LHC*, *JHEP* **10** (2012) 137 [[arXiv:1205.6344](#)] [[INSPIRE](#)].

- [41] B.A. Kniehl, G. Kramer, I. Schienbein and H. Spiesberger, *Inclusive $D^{*\pm}$ production in $p\bar{p}$ collisions with massive charm quarks*, *Phys. Rev. D* **71** (2005) 014018 [[hep-ph/0410289](#)] [[INSPIRE](#)].
- [42] B.A. Kniehl, G. Kramer, I. Schienbein and H. Spiesberger, *Inclusive charmed-meson production at the CERN LHC*, *Eur. Phys. J. C* **72** (2012) 2082 [[arXiv:1202.0439](#)] [[INSPIRE](#)].
- [43] M. Benzke et al., *Prompt neutrinos from atmospheric charm in the general-mass variable-flavor-number scheme*, *JHEP* **12** (2017) 021 [[arXiv:1705.10386](#)] [[INSPIRE](#)].
- [44] G. Kramer and H. Spiesberger, *Study of heavy meson production in p-Pb collisions at $\sqrt{s} = 5.02$ TeV in the general-mass variable-flavour-number scheme*, *Nucl. Phys. B* **925** (2017) 415 [[arXiv:1703.04754](#)] [[INSPIRE](#)].
- [45] I. Helenius and H. Paukkunen, *Revisiting the D-meson hadroproduction in general-mass variable flavour number scheme*, *JHEP* **05** (2018) 196 [[arXiv:1804.03557](#)] [[INSPIRE](#)].
- [46] P. Bolzoni and G. Kramer, *Inclusive charmed-meson production from bottom hadron decays at the LHC*, *J. Phys. G* **41** (2014) 075006 [[arXiv:1310.2924](#)] [[INSPIRE](#)].
- [47] E. Braaten, K.-M. Cheung, S. Fleming and T.C. Yuan, *Perturbative QCD fragmentation functions as a model for heavy quark fragmentation*, *Phys. Rev. D* **51** (1995) 4819 [[hep-ph/9409316](#)] [[INSPIRE](#)].
- [48] ALICE collaboration, *Charm-quark fragmentation fractions and production cross section at midrapidity in pp collisions at the LHC*, *Phys. Rev. D* **105** (2022) L011103 [[arXiv:2105.06335](#)] [[INSPIRE](#)].
- [49] T. Sjöstrand et al., *An introduction to PYTHIA 8.2*, *Comput. Phys. Commun.* **191** (2015) 159 [[arXiv:1410.3012](#)] [[INSPIRE](#)].
- [50] P. Skands, S. Carrazza and J. Rojo, *Tuning PYTHIA 8.1: the Monash 2013 tune*, *Eur. Phys. J. C* **74** (2014) 3024 [[arXiv:1404.5630](#)] [[INSPIRE](#)].
- [51] J. Bellm et al., *Herwig 7.0/Herwig++ 3.0 release note*, *Eur. Phys. J. C* **76** (2016) 196 [[arXiv:1512.01178](#)] [[INSPIRE](#)].
- [52] J.R. Christiansen and P.Z. Skands, *String formation beyond leading colour*, *JHEP* **08** (2015) 003 [[arXiv:1505.01681](#)] [[INSPIRE](#)].
- [53] ALICE collaboration, *Multiplicity dependence of (multi-)strange hadron production in proton-proton collisions at $\sqrt{s} = 13$ TeV*, *Eur. Phys. J. C* **80** (2020) 167 [[arXiv:1908.01861](#)] [[INSPIRE](#)].
- [54] C. Bierlich, G. Gustafson, L. Lönnblad and A. Tarasov, *Effects of overlapping strings in pp collisions*, *JHEP* **03** (2015) 148 [[arXiv:1412.6259](#)] [[INSPIRE](#)].
- [55] T. Sjostrand and M. van Zijl, *A multiple interaction model for the event structure in hadron collisions*, *Phys. Rev. D* **36** (1987) 2019 [[INSPIRE](#)].
- [56] P. Bartalini and L. Fano, *Proceedings, 1st international workshop on multiple partonic interactions at the LHC (MPI08): Perugia, Italy, October 27–31, 2008, DESY, Hamburg, Germany (2009)* [[DOI:10.3204/PUBDB-2017-128830](#)] [[INSPIRE](#)].
- [57] I. Schmidt and M. Siddikov, *Production mechanisms of open-heavy flavor mesons*, *Phys. Rev. D* **101** (2020) 094020 [[arXiv:2003.13768](#)] [[INSPIRE](#)].

- [58] ALICE collaboration, *Measurement of charm and beauty production at central rapidity versus charged-particle multiplicity in proton-proton collisions at $\sqrt{s} = 7$ TeV*, *JHEP* **09** (2015) 148 [[arXiv:1505.00664](#)] [[INSPIRE](#)].
- [59] ALICE collaboration, *Multiplicity dependence of J/ψ production at midrapidity in pp collisions at $\sqrt{s} = 13$ TeV*, *Phys. Lett. B* **810** (2020) 135758 [[arXiv:2005.11123](#)] [[INSPIRE](#)].
- [60] ALICE collaboration, *Forward rapidity J/ψ production as a function of charged-particle multiplicity in pp collisions at $\sqrt{s} = 5.02$ and 13 TeV*, *JHEP* **06** (2022) 015 [[arXiv:2112.09433](#)] [[INSPIRE](#)].
- [61] K. Werner, B. Guiot, I. Karpenko and T. Pierog, *Analysing radial flow features in p-Pb and p-p collisions at several TeV by studying identified particle production in EPOS3*, *Phys. Rev. C* **89** (2014) 064903 [[arXiv:1312.1233](#)] [[INSPIRE](#)].
- [62] P. Braun-Munzinger, V. Koch, T. Schäfer and J. Stachel, *Properties of hot and dense matter from relativistic heavy ion collisions*, *Phys. Rept.* **621** (2016) 76 [[arXiv:1510.00442](#)] [[INSPIRE](#)].
- [63] CMS collaboration, *Observation of long-range near-side angular correlations in proton-proton collisions at the LHC*, *JHEP* **09** (2010) 091 [[arXiv:1009.4122](#)] [[INSPIRE](#)].
- [64] ATLAS collaboration, *Observation of long-range elliptic azimuthal anisotropies in $\sqrt{s} = 13$ and 2.76 TeV pp collisions with the ATLAS detector*, *Phys. Rev. Lett.* **116** (2016) 172301 [[arXiv:1509.04776](#)] [[INSPIRE](#)].
- [65] ALICE collaboration, *Enhanced production of multi-strange hadrons in high-multiplicity proton-proton collisions*, *Nature Phys.* **13** (2017) 535 [[arXiv:1606.07424](#)] [[INSPIRE](#)].
- [66] Y. Chen and M. He, *Charged-particle multiplicity dependence of charm-baryon-to-meson ratio in high-energy proton-proton collisions*, *Phys. Lett. B* **815** (2021) 136144 [[arXiv:2011.14328](#)] [[INSPIRE](#)].
- [67] V. Minissale, S. Plumari and V. Greco, *Charm hadrons in pp collisions at LHC energy within a coalescence plus fragmentation approach*, *Phys. Lett. B* **821** (2021) 136622 [[arXiv:2012.12001](#)] [[INSPIRE](#)].
- [68] S. Plumari et al., *Charmed hadrons from coalescence plus fragmentation in relativistic nucleus-nucleus collisions at RHIC and LHC*, *Eur. Phys. J. C* **78** (2018) 348 [[arXiv:1712.00730](#)] [[INSPIRE](#)].
- [69] ALICE collaboration, *Observation of a multiplicity dependence in the p_T -differential charm baryon-to-meson ratios in proton-proton collisions at $\sqrt{s} = 13$ TeV*, *Phys. Lett. B* **829** (2022) 137065 [[arXiv:2111.11948](#)] [[INSPIRE](#)].
- [70] ALICE collaboration, *Constraining hadronization mechanisms with Λ_c^+/D^0 production ratios in Pb-Pb collisions at $\sqrt{s_{NN}} = 5.02$ TeV*, *Phys. Lett. B* **839** (2023) 137796 [[arXiv:2112.08156](#)] [[INSPIRE](#)].
- [71] LHCb collaboration, *Evidence for modification of b quark hadronization in high-multiplicity pp collisions at $\sqrt{s} = 13$ TeV*, [arXiv:2204.13042](#) [[INSPIRE](#)].
- [72] LHCb collaboration, *Observation of multiplicity dependent prompt $\chi_{c1}(3872)$ and $\psi(2S)$ production in pp collisions*, *Phys. Rev. Lett.* **126** (2021) 092001 [[arXiv:2009.06619](#)] [[INSPIRE](#)].
- [73] A. Esposito et al., *The nature of $X(3872)$ from high-multiplicity pp collisions*, *Eur. Phys. J. C* **81** (2021) 669 [[arXiv:2006.15044](#)] [[INSPIRE](#)].

- [74] E. Braaten, L.-P. He, K. Ingles and J. Jiang, *Production of $X(3872)$ at high multiplicity*, *Phys. Rev. D* **103** (2021) L071901 [[arXiv:2012.13499](#)] [[INSPIRE](#)].
- [75] ALICE collaboration, *Performance of the ALICE experiment at the CERN LHC*, *Int. J. Mod. Phys. A* **29** (2014) 1430044 [[arXiv:1402.4476](#)] [[INSPIRE](#)].
- [76] ALICE collaboration, *The ALICE experiment at the CERN LHC*, *2008 JINST* **3** S08002 [[INSPIRE](#)].
- [77] ALICE collaboration, *Pseudorapidity distributions of charged particles as a function of mid- and forward rapidity multiplicities in pp collisions at $\sqrt{s} = 5.02, 7$ and 13 TeV*, *Eur. Phys. J. C* **81** (2021) 630 [[arXiv:2009.09434](#)] [[INSPIRE](#)].
- [78] ALICE collaboration, *ALICE 2016-2017-2018 luminosity determination for pp collisions at $\sqrt{s} = 13$ TeV*, [ALICE-PUBLIC-2021-005](#), CERN, Geneva, Switzerland (2021) [[INSPIRE](#)].
- [79] T. Sjostrand, S. Mrenna and P.Z. Skands, *PYTHIA 6.4 physics and manual*, *JHEP* **05** (2006) 026 [[hep-ph/0603175](#)] [[INSPIRE](#)].
- [80] R. Brun et al., *GEANT detector description and simulation tool*, CERN-W5013, CERN, Geneva, Switzerland (1994) [[DOI:10.17181/CERN.MUHF.DMJ1](#)] [[INSPIRE](#)].
- [81] PARTICLE DATA GROUP collaboration, *Review of particle physics*, *PTEP* **2022** (2022) 083C01 [[INSPIRE](#)].
- [82] T. Chen and C. Guestrin, *XGBoost: a scalable tree boosting system*, [arXiv:1603.02754](#) [[DOI:10.1145/2939672.2939785](#)] [[INSPIRE](#)].
- [83] L. Barioglio et al., *hipe4ml/hipe4ml*, [Zenodo](#), July 2021 [[DOI:10.5281/ZENODO.5070132](#)].
- [84] C. Bierlich et al., *A comprehensive guide to the physics and usage of PYTHIA 8.3*, [arXiv:2203.11601](#) [[DOI:10.21468/SciPostPhysCodeb.8](#)] [[INSPIRE](#)].
- [85] K. Werner, *On a deep connection between factorization and saturation: new insight into modeling high-energy proton-proton and nucleus-nucleus scattering in the EPOS4 framework*, [arXiv:2301.12517](#) [[INSPIRE](#)].
- [86] T. Kneesch, B.A. Kniehl, G. Kramer and I. Schienbein, *Charmed-meson fragmentation functions with finite-mass corrections*, *Nucl. Phys. B* **799** (2008) 34 [[arXiv:0712.0481](#)] [[INSPIRE](#)].











































































































The ALICE collaboration

S. Acharya¹²⁵, D. Adamová⁸⁶, A. Adler⁷⁰, G. Aglieri Rinella³³, M. Agnello³⁰,
 N. Agrawal⁵¹, Z. Ahammed¹³³, S. Ahmad¹⁶, S.U. Ahn⁷¹, I. Ahuja³⁸,
 A. Akindinov¹⁴¹, M. Al-Turany⁹⁷, D. Aleksandrov¹⁴¹, B. Alessandro⁵⁶, H.M. Alfanda⁶,
 R. Alfaro Molina⁶⁷, B. Ali¹⁶, A. Alici²⁶, N. Alizadehvandchali¹¹⁴, A. Alkin³³,
 J. Alme²¹, G. Alocco⁵², T. Alt⁶⁴, I. Altsybeev¹⁴¹, M.N. Anaam⁶, C. Andrei⁴⁶,
 A. Andronic¹³⁶, V. Anguelov⁹⁴, F. Antinori⁵⁴, P. Antonioli⁵¹, N. Apadula⁷⁴,
 L. Aphecetche¹⁰³, H. Appelshäuser⁶⁴, C. Arata⁷³, S. Arcelli²⁶, M. Aresti⁵²,
 R. Arnaldi⁵⁶, J.G.M.C.A. Arneiro¹¹⁰, I.C. Arsene²⁰, M. Arslanok¹³⁸, A. Augustinus³³,
 R. Averbeck⁹⁷, M.D. Azmi¹⁶, A. Badalà⁵³, J. Bae¹⁰⁴, Y.W. Baek⁴¹, X. Bai¹¹⁸,
 R. Bailhache⁶⁴, Y. Bailung⁴⁸, A. Balbino³⁰, A. Baldisseri¹²⁸, B. Balis², D. Banerjee⁴,
 Z. Banoo⁹¹, R. Barbera²⁷, F. Barile³², L. Barioglio⁹⁵, M. Barlou⁷⁸, G.G. Barnaföldi¹³⁷,
 L.S. Barnby⁸⁵, V. Barret¹²⁵, L. Barreto¹¹⁰, C. Bartels¹¹⁷, K. Barth³³, E. Bartsch⁶⁴,
 N. Bastid¹²⁵, S. Basu⁷⁵, G. Batigne¹⁰³, D. Battistini⁹⁵, B. Batyunya¹⁴², D. Bauri⁴⁷,
 J.L. Bazo Alba¹⁰¹, I.G. Bearden⁸³, C. Beattie¹³⁸, P. Becht⁹⁷, D. Behera⁴⁸,
 I. Belikov¹²⁷, A.D.C. Bell Hechavarria¹³⁶, F. Bellini²⁶, R. Bellwied¹¹⁴,
 S. Belokurova¹⁴¹, V. Belyaev¹⁴¹, G. Bencedi¹³⁷, S. Beole²⁵, Y. Berdnikov¹⁴¹,
 A. Berdnikova⁹⁴, L. Bergmann⁹⁴, M.G. Besoiu⁶³, L. Betev³³, P.P. Bhaduri¹³³,
 A. Bhasin⁹¹, M.A. Bhat⁴, B. Bhattacharjee⁴², L. Bianchi²⁵, N. Bianchi⁴⁹,
 J. Bielčík³⁶, J. Bielčíková⁸⁶, J. Biernat¹⁰⁷, A.P. Bigot¹²⁷, A. Bilandzic⁹⁵, G. Biro¹³⁷,
 S. Biswas⁴, N. Bize¹⁰³, J.T. Blair¹⁰⁸, D. Blau¹⁴¹, M.B. Blidaru⁹⁷, N. Bluhme³⁹,
 C. Blume⁶⁴, G. Boca^{22,55}, F. Bock⁸⁷, T. Bodova²¹, A. Bogdanov¹⁴¹, S. Boi²³,
 J. Bok⁵⁸, L. Boldizsár¹³⁷, M. Bombara³⁸, P.M. Bond³³, G. Bonomi^{132,55}, H. Borel¹²⁸,
 A. Borissov¹⁴¹, A.G. Borquez Carcamo⁹⁴, H. Bossi¹³⁸, E. Botta²⁵, Y.E.M. Bouziani⁶⁴,
 L. Bratrud⁶⁴, P. Braun-Munzinger⁹⁷, M. Bregant¹¹⁰, M. Broz³⁶, G.E. Bruno^{96,32},
 M.D. Buckland²⁴, D. Budnikov¹⁴¹, H. Buesching⁶⁴, S. Bufalino³⁰, P. Buhler¹⁰²,
 Z. Buthelezi^{68,121}, A. Bylinkin²¹, S.A. Bysiak¹⁰⁷, M. Cai⁶, H. Caines¹³⁸, A. Caliva⁹⁷,
 E. Calvo Villar¹⁰¹, J.M.M. Camacho¹⁰⁹, P. Camerini²⁴, F.D.M. Canedo¹¹⁰,
 M. Carabas¹²⁴, A.A. Carballo³³, F. Carnesecchi³³, R. Caron¹²⁶, L.A.D. Carvalho¹¹⁰,
 J. Castillo Castellanos¹²⁸, F. Catalano²⁵, C. Ceballos Sanchez¹⁴², I. Chakaberia⁷⁴,
 P. Chakraborty⁴⁷, S. Chandra¹³³, S. Chapeland³³, M. Chartier¹¹⁷,
 S. Chattopadhyay¹³³, S. Chattopadhyay⁹⁹, T.G. Chavez⁴⁵, T. Cheng^{97,6},
 C. Cheshkov¹²⁶, B. Cheynis¹²⁶, V. Chibante Barroso³³, D.D. Chinellato¹¹¹,
 E.S. Chizzali^{11,95}, J. Cho⁵⁸, S. Cho⁵⁸, P. Chochula³³, P. Christakoglou⁸⁴,
 C.H. Christensen⁸³, P. Christiansen⁷⁵, T. Chujo¹²³, M. Ciacco³⁰, C. Cicalo⁵²,
 F. Cindolo⁵¹, M.R. Ciupek⁹⁷, G. Clai^{111,51}, F. Colamaria⁵⁰, J.S. Colburn¹⁰⁰,
 D. Colella^{96,32}, M. Colocci²⁶, M. Concas^{14,56}, G. Conesa Balbastre⁷³, Z. Conesa del
 Valle¹²⁹, G. Contin²⁴, J.G. Contreras³⁶, M.L. Coquet¹²⁸, T.M. Cormier^{1,87},
 P. Cortese^{131,56}, M.R. Cosentino¹¹², F. Costa³³, S. Costanza^{22,55}, C. Cot¹²⁹,
 J. Crkovská⁹⁴, P. Crochet¹²⁵, R. Cruz-Torres⁷⁴, P. Cui⁶, A. Dainese⁵⁴,
 M.C. Danisch⁹⁴, A. Danu⁶³, P. Das⁸⁰, P. Das⁴, S. Das⁴, A.R. Dash¹³⁶, S. Dash⁴⁷,
 R.M.H. David⁴⁵, A. De Caro²⁹, G. de Cataldo⁵⁰, J. de Cuveland³⁹, A. De Falco²³,

D. De Gruttola ²⁹, N. De Marco ⁵⁶, C. De Martin ²⁴, S. De Pasquale ²⁹, R. Deb ¹³², S. Deb ⁴⁸, R.J. Debski ², K.R. Deja ¹³⁴, R. Del Grande ⁹⁵, L. Dello Stritto ²⁹, W. Deng ⁶, P. Dhankher ¹⁹, D. Di Bari ³², A. Di Mauro ³³, R.A. Diaz ^{142,7}, T. Dietel ¹¹³, Y. Ding ⁶, R. Divià ³³, D.U. Dixit ¹⁹, Ø. Djuvslund ²¹, U. Dmitrieva ¹⁴¹, A. Dobrin ⁶³, B. Dönigus ⁶⁴, J.M. Dubinski ¹³⁴, A. Dubla ⁹⁷, S. Dudi ⁹⁰, P. Dupieux ¹²⁵, M. Durkac ¹⁰⁶, N. Dzalaiova ¹³, T.M. Eder ¹³⁶, R.J. Ehlers ⁷⁴, V.N. Eikeland ²¹, F. Eisenhut ⁶⁴, D. Elia ⁵⁰, B. Erasmus ¹⁰³, F. Ercolessi ²⁶, F. Erhardt ⁸⁹, M.R. Ersdal ²¹, B. Espagnon ¹²⁹, G. Eulisse ³³, D. Evans ¹⁰⁰, S. Evdokimov ¹⁴¹, L. Fabbietti ⁹⁵, M. Faggin ²⁸, J. Faivre ⁷³, F. Fan ⁶, W. Fan ⁷⁴, A. Fantoni ⁴⁹, M. Fasel ⁸⁷, P. Fedchio ³⁰, A. Feliciello ⁵⁶, G. Feofilov ¹⁴¹, A. Fernández Téllez ⁴⁵, L. Ferrandi ¹¹⁰, M.B. Ferrer ³³, A. Ferrero ¹²⁸, C. Ferrero ⁵⁶, A. Ferretti ²⁵, V.J.G. Feuillard ⁹⁴, V. Filova ³⁶, D. Finogeev ¹⁴¹, F.M. Fionda ⁵², F. Flor ¹¹⁴, A.N. Flores ¹⁰⁸, S. Foertsch ⁶⁸, I. Fokin ⁹⁴, S. Fokin ¹⁴¹, E. Fragiaco ⁵⁷, E. Frajna ¹³⁷, U. Fuchs ³³, N. Funicello ²⁹, C. Furget ⁷³, A. Furs ¹⁴¹, T. Fusayasu ⁹⁸, J.J. Gaardhøje ⁸³, M. Gagliardi ²⁵, A.M. Gago ¹⁰¹, C.D. Galvan ¹⁰⁹, D.R. Gangadharan ¹¹⁴, P. Ganoti ⁷⁸, C. Garabatos ⁹⁷, J.R.A. Garcia ⁴⁵, E. Garcia-Solis ⁹, C. Gargiulo ³³, K. Garner ¹³⁶, P. Gasik ⁹⁷, A. Gautam ¹¹⁶, M.B. Gay Ducati ⁶⁶, M. Germain ¹⁰³, A. Ghimouz ¹²³, C. Ghosh ¹³³, M. Giacalone ^{51,26}, P. Giubellino ^{97,56}, P. Giubilato ²⁸, A.M.C. Glaenger ¹²⁸, P. Gläsel ⁹⁴, E. Glimos ¹²⁰, D.J.Q. Goh ⁷⁶, V. Gonzalez ¹³⁵, M. Gorgon ², S. Gotovac ³⁴, V. Grabski ⁶⁷, L.K. Graczykowski ¹³⁴, E. Grecka ⁸⁶, A. Grelli ⁵⁹, C. Grigoras ³³, V. Grigoriev ¹⁴¹, S. Grigoryan ^{142,1}, F. Grosa ³³, J.F. Grosse-Oetringhaus ³³, R. Grosso ⁹⁷, D. Grund ³⁶, G.G. Guardiano ¹¹¹, R. Guernane ⁷³, M. Guilbaud ¹⁰³, K. Gulbrandsen ⁸³, T. Gündem ⁶⁴, T. Gunji ¹²², W. Guo ⁶, A. Gupta ⁹¹, R. Gupta ⁹¹, R. Gupta ⁴⁸, S.P. Guzman ⁴⁵, K. Gwizdz ¹³⁴, L. Gyulai ¹³⁷, M.K. Habib ⁹⁷, C. Hadjidakis ¹²⁹, F.U. Haider ⁹¹, H. Hamagaki ⁷⁶, A. Hamdi ⁷⁴, M. Hamid ⁶, Y. Han ¹³⁹, R. Hannigan ¹⁰⁸, M.R. Haque ¹³⁴, J.W. Harris ¹³⁸, A. Harton ⁹, H. Hassan ⁸⁷, D. Hatzifotiadou ⁵¹, P. Hauer ⁴³, L.B. Havener ¹³⁸, S.T. Heckel ⁹⁵, E. Hellbär ⁹⁷, H. Helstrup ³⁵, M. Hemmer ⁶⁴, T. Herman ³⁶, G. Herrera Corral ⁸, F. Herrmann ¹³⁶, S. Herrmann ¹²⁶, K.F. Hetland ³⁵, B. Heybeck ⁶⁴, H. Hillemanns ³³, B. Hippolyte ¹²⁷, F.W. Hoffmann ⁷⁰, B. Hofman ⁵⁹, B. Hohlweger ⁸⁴, G.H. Hong ¹³⁹, M. Horst ⁹⁵, A. Horzyk ², Y. Hou ⁶, P. Hristov ³³, C. Hughes ¹²⁰, P. Huhn ⁶⁴, L.M. Huhta ¹¹⁵, C.V. Hulse ¹²⁹, T.J. Humanic ⁸⁸, A. Hutson ¹¹⁴, D. Hutter ³⁹, J.P. Iddon ¹¹⁷, R. Ilkaev ¹⁴¹, H. Ilyas ¹⁴, M. Inaba ¹²³, G.M. Innocenti ³³, M. Ippolitov ¹⁴¹, A. Isakov ⁸⁶, T. Isidori ¹¹⁶, M.S. Islam ⁹⁹, M. Ivanov ⁹⁷, M. Ivanov ¹³, V. Ivanov ¹⁴¹, M. Jablonski ², B. Jacak ⁷⁴, N. Jacazio ³³, P.M. Jacobs ⁷⁴, S. Jadlovska ¹⁰⁶, J. Jadlovsky ¹⁰⁶, S. Jaelani ⁸², C. Jahnke ¹¹¹, M.J. Jakubowska ¹³⁴, M.A. Janik ¹³⁴, T. Janson ⁷⁰, M. Jercic ⁸⁹, S. Jia ¹⁰, A.A.P. Jimenez ⁶⁵, F. Jonas ⁸⁷, J.M. Jowett ^{33,97}, J. Jung ⁶⁴, M. Jung ⁶⁴, A. Junique ³³, A. Jusko ¹⁰⁰, M.J. Kabus ^{33,134}, J. Kaewjai ¹⁰⁵, P. Kalinak ⁶⁰, A.S. Kalteyer ⁹⁷, A. Kalweit ³³, V. Kaplin ¹⁴¹, A. Karasu Uysal ⁷², D. Karatovic ⁸⁹, O. Karavichev ¹⁴¹, T. Karavicheva ¹⁴¹, P. Karczmarczyk ¹³⁴, E. Karpechev ¹⁴¹, U. Kebschull ⁷⁰, R. Keidel ¹⁴⁰, D.L.D. Keijdener ⁵⁹, M. Keil ³³, B. Ketzer ⁴³, S.S. Khade ⁴⁸, A.M. Khan ⁶, S. Khan ¹⁶, A. Khanzadeev ¹⁴¹, Y. Kharlov ¹⁴¹, A. Khatun ^{116,16}, A. Khuntia ¹⁰⁷, M.B. Kidson ¹¹³, B. Kileng ³⁵, B. Kim ¹⁰⁴, C. Kim ¹⁷, D.J. Kim ¹¹⁵, E.J. Kim ⁶⁹, J. Kim ¹³⁹, J.S. Kim ⁴¹, J. Kim ⁶⁹, M. Kim ¹⁹, S. Kim ¹⁸, T. Kim ¹³⁹, K. Kimura ⁹², S. Kirsch ⁶⁴, I. Kisel ³⁹, S. Kiselev ¹⁴¹,

A. Kisiel ¹³⁴, J.P. Kitowski ², J.L. Klay ⁵, J. Klein ³³, S. Klein ⁷⁴, C. Klein-Bösing ¹³⁶,
 M. Kleiner ⁶⁴, T. Klemenz ⁹⁵, A. Kluge ³³, A.G. Knospe ¹¹⁴, C. Kobdaj ¹⁰⁵,
 T. Kollegger ⁹⁷, A. Kondratyev ¹⁴², N. Kondratyeva ¹⁴¹, E. Kondratyuk ¹⁴¹, J. König ⁶⁴,
 S.A. Königstorfer ⁹⁵, P.J. Konopka ³³, G. Kornakov ¹³⁴, S.D. Koryciak ², A. Kotliarov ⁸⁶,
 V. Kovalenko ¹⁴¹, M. Kowalski ¹⁰⁷, V. Kozhuharov ³⁷, I. Králik ⁶⁰, A. Kravčáková ³⁸,
 L. Krcal ^{33,39}, L. Kreis ⁹⁷, M. Krivda ^{100,60}, F. Krizek ⁸⁶, K. Krizkova Gajdosova ³³,
 M. Kroesen ⁹⁴, M. Krüger ⁶⁴, D.M. Krupova ³⁶, E. Kryshen ¹⁴¹, V. Kučera ³³,
 C. Kuhn ¹²⁷, P.G. Kuijjer ⁸⁴, T. Kumaoka ¹²³, D. Kumar ¹³³, L. Kumar ⁹⁰, N. Kumar ⁹⁰,
 S. Kumar ³², S. Kundu ³³, P. Kurashvili ⁷⁹, A. Kurepin ¹⁴¹, A.B. Kurepin ¹⁴¹,
 A. Kuryakin ¹⁴¹, S. Kushpil ⁸⁶, J. Kvapil ¹⁰⁰, M.J. Kweon ⁵⁸, J.Y. Kwon ⁵⁸, Y. Kwon ¹³⁹,
 S.L. La Pointe ³⁹, P. La Rocca ²⁷, A. Lakrathok ¹⁰⁵, M. Lamanna ³³, R. Langoy ¹¹⁹,
 P. Larionov ³³, E. Laudi ³³, L. Lautner ^{33,95}, R. Lavicka ¹⁰², T. Lazareva ¹⁴¹,
 R. Lea ^{132,55}, H. Lee ¹⁰⁴, G. Legras ¹³⁶, J. Lehrbach ³⁹, T.M. Lelek ², R.C. Lemmon ⁸⁵,
 I. León Monzón ¹⁰⁹, M.M. Lesch ⁹⁵, E.D. Lesser ¹⁹, P. Lévai ¹³⁷, X. Li ¹⁰, X.L. Li ⁶,
 J. Lien ¹¹⁹, R. Lietava ¹⁰⁰, I. Likmeta ¹¹⁴, B. Lim ²⁵, S.H. Lim ¹⁷, V. Lindenstruth ³⁹,
 A. Lindner ⁴⁶, C. Lippmann ⁹⁷, A. Liu ¹⁹, D.H. Liu ⁶, J. Liu ¹¹⁷, I.M. Lofnes ²¹,
 C. Loizides ⁸⁷, S. Lokos ¹⁰⁷, J. Lomker ⁵⁹, P. Loncar ³⁴, J.A. Lopez ⁹⁴, X. Lopez ¹²⁵,
 E. López Torres ⁷, P. Lu ^{97,118}, J.R. Luhder ¹³⁶, M. Lunardon ²⁸, G. Luparello ⁵⁷,
 Y.G. Ma ⁴⁰, A. Maevskaya ¹⁴¹, M. Mager ³³, A. Maire ¹²⁷, M.V. Makariev ³⁷,
 M. Malaev ¹⁴¹, G. Malfattore ²⁶, N.M. Malik ⁹¹, Q.W. Malik ²⁰, S.K. Malik ⁹¹,
 L. Malinina ^{VII,142}, D. Mal'Kevich ¹⁴¹, D. Mallick ⁸⁰, N. Mallick ⁴⁸, G. Mandaglio ^{31,53},
 S.K. Mandal ⁷⁹, V. Manko ¹⁴¹, F. Manso ¹²⁵, V. Manzari ⁵⁰, Y. Mao ⁶,
 G.V. Margagliotti ²⁴, A. Margotti ⁵¹, A. Marín ⁹⁷, C. Markert ¹⁰⁸, P. Martinengo ³³,
 J.L. Martinez ¹¹⁴, M.I. Martínez ⁴⁵, G. Martínez García ¹⁰³, S. Masciocchi ⁹⁷, M. Masera ²⁵,
 A. Masoni ⁵², L. Massacrier ¹²⁹, A. Mastroserio ^{130,50}, O. Matonoha ⁷⁵, P.F.T. Matuoka ¹¹⁰,
 A. Matyja ¹⁰⁷, C. Mayer ¹⁰⁷, A.L. Mazuecos ³³, F. Mazzaschi ²⁵, M. Mazzilli ³³,
 J.E. Mdhuli ¹²¹, A.F. Mechler ⁶⁴, Y. Melikyan ^{44,141}, A. Menchaca-Rocha ⁶⁷,
 E. Meninno ^{102,29}, A.S. Menon ¹¹⁴, M. Meres ¹³, S. Mhlanga ^{113,68}, Y. Miake ¹²³,
 L. Micheletti ⁵⁶, L.C. Migliorin ¹²⁶, D.L. Mihaylov ⁹⁵, K. Mikhaylov ^{142,141}, A.N. Mishra ¹³⁷,
 D. Miśkowiec ⁹⁷, A. Modak ⁴, A.P. Mohanty ⁵⁹, B. Mohanty ⁸⁰, M. Mohisin Khan ^{V,16},
 M.A. Molander ⁴⁴, Z. Moravcova ⁸³, C. Mordasini ⁹⁵, D.A. Moreira De Godoy ¹³⁶,
 I. Morozov ¹⁴¹, A. Morsch ³³, T. Mrnjavac ³³, V. Muccifora ⁴⁹, S. Muhuri ¹³³,
 J.D. Mulligan ⁷⁴, A. Mulliri ²³, M.G. Munhoz ¹¹⁰, R.H. Munzer ⁶⁴, H. Murakami ¹²²,
 S. Murray ¹¹³, L. Musa ³³, J. Musinsky ⁶⁰, J.W. Myrcha ¹³⁴, B. Naik ¹²¹,
 A.I. Nambrath ¹⁹, B.K. Nandi ⁴⁷, R. Nania ⁵¹, E. Nappi ⁵⁰, A.F. Nassirpour ^{18,75},
 A. Nath ⁹⁴, C. Nattrass ¹²⁰, M.N. Naydenov ³⁷, A. Neagu ²⁰, A. Negru ¹²⁴, L. Nellen ⁶⁵,
 S.V. Nesbo ³⁵, G. Neskovic ³⁹, D. Nesterov ¹⁴¹, B.S. Nielsen ⁸³, E.G. Nielsen ⁸³,
 S. Nikolaev ¹⁴¹, S. Nikulin ¹⁴¹, V. Nikulin ¹⁴¹, F. Noferini ⁵¹, S. Noh ¹²,
 P. Nomokonov ¹⁴², J. Norman ¹¹⁷, N. Novitzky ¹²³, P. Nowakowski ¹³⁴, A. Nyanin ¹⁴¹,
 J. Nystrand ²¹, M. Ogino ⁷⁶, A. Ohlson ⁷⁵, V.A. Okorokov ¹⁴¹, J. Oleniacz ¹³⁴,
 A.C. Oliveira Da Silva ¹²⁰, M.H. Oliver ¹³⁸, A. Onnerstad ¹¹⁵, C. Oppedisano ⁵⁶, A. Ortiz
 Velasquez ⁶⁵, J. Otwinowski ¹⁰⁷, M. Oya ⁹², K. Oyama ⁷⁶, Y. Pachmayer ⁹⁴, S. Padhan ⁴⁷,
 D. Pagano ^{132,55}, G. Paić ⁶⁵, A. Palasciano ⁵⁰, S. Panebianco ¹²⁸, H. Park ¹²³,

H. Park¹⁰⁴, J. Park⁵⁸, J.E. Parkkila³³, R.N. Patra⁹¹, B. Paul²³, H. Pei⁶,
 T. Peitzmann⁵⁹, X. Peng^{11,6}, M. Pennisi²⁵, L.G. Pereira⁶⁶, D. Peresunko¹⁴¹,
 G.M. Perez⁷, S. Perrin¹²⁸, Y. Pestov¹⁴¹, V. Petráček³⁶, V. Petrov¹⁴¹, M. Petrovici⁴⁶,
 R.P. Pezzi^{103,66}, S. Piano⁵⁷, M. Pikna¹³, P. Pillot¹⁰³, O. Pinazza^{51,33}, L. Pinsky¹¹⁴,
 C. Pinto⁹⁵, S. Pisano⁴⁹, M. Płoskoń⁷⁴, M. Planinic⁸⁹, F. Pliquet⁶⁴, M.G. Poghosyan⁸⁷,
 B. Polichtchouk¹⁴¹, S. Politano³⁰, N. Poljak⁸⁹, A. Pop⁴⁶, S. Porteboeuf-Houssais¹²⁵,
 V. Pozdniakov¹⁴², I.Y. Pozos⁴⁵, K.K. Pradhan⁴⁸, S.K. Prasad⁴, S. Prasad⁴⁸,
 R. Preghenella⁵¹, F. Prino⁵⁶, C.A. Pruneau¹³⁵, I. Pshenichnov¹⁴¹, M. Puccio³³,
 S. Pucillo²⁵, Z. Pugelova¹⁰⁶, S. Qiu⁸⁴, L. Quaglia²⁵, R.E. Quishpe¹¹⁴, S. Ragoni¹⁵,
 A. Rakotozafindrabe¹²⁸, L. Ramello^{131,56}, F. Rami¹²⁷, S.A.R. Ramirez⁴⁵, T.A. Rancien⁷³,
 M. Rasa²⁷, S.S. Räsänen⁴⁴, R. Rath⁵¹, M.P. Rauch²¹, I. Ravasenga⁸⁴,
 K.F. Read^{87,120}, C. Reckziegel¹¹², A.R. Redelbach³⁹, K. Redlich^{VI,79}, C.A. Reetz⁹⁷,
 A. Rehman²¹, F. Reidt³³, H.A. Reme-Ness³⁵, Z. Rescakova³⁸, K. Reyers⁹⁴,
 A. Riabov¹⁴¹, V. Riabov¹⁴¹, R. Ricci²⁹, M. Richter²⁰, A.A. Riedel⁹⁵, W. Riegler³³,
 C. Ristea⁶³, M. Rodríguez Cahuantzi⁴⁵, K. Røed²⁰, R. Rogalev¹⁴¹, E. Rogochaya¹⁴²,
 T.S. Rogoschinski⁶⁴, D. Rohr³³, D. Röhrich²¹, P.F. Rojas⁴⁵, S. Rojas Torres³⁶,
 P.S. Rokita¹³⁴, G. Romanenko¹⁴², F. Ronchetti⁴⁹, A. Rosano^{31,53}, E.D. Rosas⁶⁵,
 K. Roslon¹³⁴, A. Rossi⁵⁴, A. Roy⁴⁸, S. Roy⁴⁷, N. Rubini²⁶, D. Ruggiano¹³⁴,
 R. Rui²⁴, B. Rumyantsev¹⁴², P.G. Russek², R. Russo⁸⁴, A. Rustamov⁸¹,
 E. Ryabinkin¹⁴¹, Y. Ryabov¹⁴¹, A. Rybicki¹⁰⁷, H. Rytkonen¹¹⁵, W. Rzesza¹³⁴,
 O.A.M. Saarimäki⁴⁴, R. Sadek¹⁰³, S. Sadhu³², S. Sadovsky¹⁴¹, J. Saetre²¹,
 K. Šafařík³⁶, S.K. Saha⁴, S. Saha⁸⁰, B. Sahoo⁴⁷, B. Sahoo⁴⁸, R. Sahoo⁴⁸, S. Sahoo⁶¹,
 D. Sahu⁴⁸, P.K. Sahu⁶¹, J. Saini¹³³, K. Sajdakova³⁸, S. Sakai¹²³, M.P. Salvan⁹⁷,
 S. Sambyal⁹¹, I. Sanna^{33,95}, T.B. Saramela¹¹⁰, D. Sarkar¹³⁵, N. Sarkar¹³³, P. Sarma⁴²,
 V. Sarritzu²³, V.M. Sarti⁹⁵, M.H.P. Sas¹³⁸, J. Schambach⁸⁷, H.S. Scheid⁶⁴,
 C. Schiaua⁴⁶, R. Schicker⁹⁴, A. Schmah⁹⁴, C. Schmidt⁹⁷, H.R. Schmidt⁹³,
 M.O. Schmidt³³, M. Schmidt⁹³, N.V. Schmidt⁸⁷, A.R. Schmier¹²⁰, R. Schotter¹²⁷,
 A. Schröter³⁹, J. Schukraft³³, K. Schwarz⁹⁷, K. Schweda⁹⁷, G. Scioli²⁶, E. Scomparin⁵⁶,
 J.E. Seger¹⁵, Y. Sekiguchi¹²², D. Sekihata¹²², I. Selyuzhenkov^{97,141}, S. Senyukov¹²⁷,
 J.J. Seo⁵⁸, D. Serebryakov¹⁴¹, L. Šerkšnytė⁹⁵, A. Sevcenco⁶³, T.J. Shaba⁶⁸,
 A. Shabetai¹⁰³, R. Shahoyan³³, A. Shangaraev¹⁴¹, A. Sharma⁹⁰, B. Sharma⁹¹,
 D. Sharma⁴⁷, H. Sharma¹⁰⁷, M. Sharma⁹¹, S. Sharma⁷⁶, S. Sharma⁹¹, U. Sharma⁹¹,
 A. Shatat¹²⁹, O. Sheibani¹¹⁴, K. Shigaki⁹², M. Shimomura⁷⁷, J. Shin¹², S. Shirinkin¹⁴¹,
 Q. Shou⁴⁰, Y. Sibiriak¹⁴¹, S. Siddhanta⁵², T. Siemiarczuk⁷⁹, T.F. Silva¹¹⁰,
 D. Silvermyr⁷⁵, T. Simantathammakul¹⁰⁵, R. Simeonov³⁷, B. Singh⁹¹, B. Singh⁹⁵,
 R. Singh⁸⁰, R. Singh⁹¹, R. Singh⁴⁸, S. Singh¹⁶, V.K. Singh¹³³, V. Singhal¹³³,
 T. Sinha⁹⁹, B. Sitar¹³, M. Sitta^{131,56}, T.B. Skaali²⁰, G. Skorodumovs⁹⁴, M. Slupecki⁴⁴,
 N. Smirnov¹³⁸, R.J.M. Snellings⁵⁹, E.H. Solheim²⁰, J. Song¹¹⁴, A. Songmoolnak¹⁰⁵,
 F. Soramel²⁸, A.B. Soto-herandez⁸⁸, R. Spijkers⁸⁴, I. Sputowska¹⁰⁷, J. Staa⁷⁵,
 J. Stachel⁹⁴, I. Stan⁶³, P.J. Steffanic¹²⁰, S.F. Stiefelmaier⁹⁴, D. Stocco¹⁰³,
 I. Storehaug²⁰, P. Stratmann¹³⁶, S. Strazzi²⁶, C.P. Stylianidis⁸⁴, A.A.P. Suaide¹¹⁰,
 C. Suire¹²⁹, M. Sukhanov¹⁴¹, M. Suljic³³, R. Sultanov¹⁴¹, V. Sumberia⁹¹,
 S. Sumowidagdo⁸², S. Swain⁶¹, I. Szarka¹³, M. Szymkowski¹³⁴, S.F. Taghavi⁹⁵,

G. Taillepied ⁹⁷, J. Takahashi ¹¹¹, G.J. Tambave ²¹, S. Tang ^{125,6}, Z. Tang ¹¹⁸, J.D. Tapia Takaki ¹¹⁶, N. Tapus¹²⁴, L.A. Tarasovicova ¹³⁶, M.G. Tarzila ⁴⁶, G.F. Tassielli ³², A. Tauro ³³, G. Tejada Muñoz ⁴⁵, A. Telesca ³³, L. Terlizzi ²⁵, C. Terrevoli ¹¹⁴, S. Thakur ⁴, D. Thomas ¹⁰⁸, A. Tikhonov ¹⁴¹, A.R. Timmins ¹¹⁴, M. Tkacik¹⁰⁶, T. Tkacik ¹⁰⁶, A. Toia ⁶⁴, R. Tokumoto⁹², N. Topilskaya ¹⁴¹, M. Toppi ⁴⁹, F. Torales-Acosta¹⁹, T. Tork ¹²⁹, A.G. Torres Ramos ³², A. Trifiró ^{31,53}, A.S. Triolo ^{33,31,53}, S. Tripathy ⁵¹, T. Tripathy ⁴⁷, S. Trogolo ³³, V. Trubnikov ³, W.H. Trzaska ¹¹⁵, T.P. Trzcinski ¹³⁴, A. Tumkin ¹⁴¹, R. Turrisi ⁵⁴, T.S. Tveter ²⁰, K. Ullaland ²¹, B. Ulukutlu ⁹⁵, A. Uras ¹²⁶, M. Urioni ^{55,132}, G.L. Usai ²³, M. Vala³⁸, N. Valle ²², L.V.R. van Doremalen⁵⁹, M. van Leeuwen ⁸⁴, C.A. van Veen ⁹⁴, R.J.G. van Weelden ⁸⁴, P. Vande Vyvre ³³, D. Varga ¹³⁷, Z. Varga ¹³⁷, M. Vasileiou ⁷⁸, A. Vasiliev ¹⁴¹, O. Vázquez Doce ⁴⁹, O. Vazquez Rueda ¹¹⁴, V. Vechernin ¹⁴¹, E. Vercellin ²⁵, S. Vergara Limón⁴⁵, L. Vermunt ⁹⁷, R. Vértesi ¹³⁷, M. Verweij ⁵⁹, L. Vickovic³⁴, Z. Vilakazi¹²¹, O. Villalobos Baillie ¹⁰⁰, A. Villani ²⁴, G. Vino ⁵⁰, A. Vinogradov ¹⁴¹, T. Virgili ²⁹, M.M.O. Virta ¹¹⁵, V. Vislavicius⁷⁵, A. Vodopyanov ¹⁴², B. Volkel ³³, M.A. Völkl ⁹⁴, K. Voloshin¹⁴¹, S.A. Voloshin ¹³⁵, G. Volpe ³², B. von Haller ³³, I. Vorobyev ⁹⁵, N. Vozniuk ¹⁴¹, J. Vrláková ³⁸, C. Wang ⁴⁰, D. Wang⁴⁰, Y. Wang ⁴⁰, A. Wegrzynek ³³, F.T. Weiglhofer³⁹, S.C. Wenzel ³³, J.P. Wessels ¹³⁶, S.L. Weyhmiller ¹³⁸, J. Wiechula ⁶⁴, J. Wikne ²⁰, G. Wilk ⁷⁹, J. Wilkinson ⁹⁷, G.A. Willems ¹³⁶, B. Windelband ⁹⁴, M. Winn ¹²⁸, J.R. Wright ¹⁰⁸, W. Wu⁴⁰, Y. Wu ¹¹⁸, R. Xu ⁶, A. Yadav ⁴³, A.K. Yadav ¹³³, S. Yalcin ⁷², Y. Yamaguchi ⁹², S. Yang²¹, S. Yano ⁹², Z. Yin ⁶, I.-K. Yoo ¹⁷, J.H. Yoon ⁵⁸, S. Yuan²¹, A. Yuncu ⁹⁴, V. Zaccolo ²⁴, C. Zampolli ³³, F. Zanone ⁹⁴, N. Zardoshti ³³, A. Zarochentsev ¹⁴¹, P. Závada ⁶², N. Zaviyalov¹⁴¹, M. Zhalov ¹⁴¹, B. Zhang ⁶, L. Zhang ⁴⁰, S. Zhang ⁴⁰, X. Zhang ⁶, Y. Zhang¹¹⁸, Z. Zhang ⁶, M. Zhao ¹⁰, V. Zhrebchevskii ¹⁴¹, Y. Zhi¹⁰, D. Zhou ⁶, Y. Zhou ⁸³, J. Zhu ^{97,6}, Y. Zhu⁶, S.C. Zugravel ⁵⁶, N. Zurlo ^{132,55}

¹ A.I. Alikhanyan National Science Laboratory (Yerevan Physics Institute) Foundation, Yerevan, Armenia

² AGH University of Krakow, Cracow, Poland

³ Bogolyubov Institute for Theoretical Physics, National Academy of Sciences of Ukraine, Kiev, Ukraine

⁴ Bose Institute, Department of Physics and Centre for Astroparticle Physics and Space Science (CAPSS), Kolkata, India

⁵ California Polytechnic State University, San Luis Obispo, California, United States

⁶ Central China Normal University, Wuhan, China

⁷ Centro de Aplicaciones Tecnológicas y Desarrollo Nuclear (CEADEN), Havana, Cuba

⁸ Centro de Investigación y de Estudios Avanzados (CINVESTAV), Mexico City and Mérida, Mexico

⁹ Chicago State University, Chicago, Illinois, United States

¹⁰ China Institute of Atomic Energy, Beijing, China

¹¹ China University of Geosciences, Wuhan, China

¹² Chungbuk National University, Cheongju, Republic of Korea

¹³ Comenius University Bratislava, Faculty of Mathematics, Physics and Informatics, Bratislava, Slovak Republic

¹⁴ COMSATS University Islamabad, Islamabad, Pakistan

¹⁵ Creighton University, Omaha, Nebraska, United States

¹⁶ Department of Physics, Aligarh Muslim University, Aligarh, India

¹⁷ Department of Physics, Pusan National University, Pusan, Republic of Korea

¹⁸ Department of Physics, Sejong University, Seoul, Republic of Korea

- ¹⁹ *Department of Physics, University of California, Berkeley, California, United States*
- ²⁰ *Department of Physics, University of Oslo, Oslo, Norway*
- ²¹ *Department of Physics and Technology, University of Bergen, Bergen, Norway*
- ²² *Dipartimento di Fisica, Università di Pavia, Pavia, Italy*
- ²³ *Dipartimento di Fisica dell'Università and Sezione INFN, Cagliari, Italy*
- ²⁴ *Dipartimento di Fisica dell'Università and Sezione INFN, Trieste, Italy*
- ²⁵ *Dipartimento di Fisica dell'Università and Sezione INFN, Turin, Italy*
- ²⁶ *Dipartimento di Fisica e Astronomia dell'Università and Sezione INFN, Bologna, Italy*
- ²⁷ *Dipartimento di Fisica e Astronomia dell'Università and Sezione INFN, Catania, Italy*
- ²⁸ *Dipartimento di Fisica e Astronomia dell'Università and Sezione INFN, Padova, Italy*
- ²⁹ *Dipartimento di Fisica 'E.R. Caianiello' dell'Università and Gruppo Collegato INFN, Salerno, Italy*
- ³⁰ *Dipartimento DISAT del Politecnico and Sezione INFN, Turin, Italy*
- ³¹ *Dipartimento di Scienze MIFT, Università di Messina, Messina, Italy*
- ³² *Dipartimento Interateneo di Fisica 'M. Merlin' and Sezione INFN, Bari, Italy*
- ³³ *European Organization for Nuclear Research (CERN), Geneva, Switzerland*
- ³⁴ *Faculty of Electrical Engineering, Mechanical Engineering and Naval Architecture, University of Split, Split, Croatia*
- ³⁵ *Faculty of Engineering and Science, Western Norway University of Applied Sciences, Bergen, Norway*
- ³⁶ *Faculty of Nuclear Sciences and Physical Engineering, Czech Technical University in Prague, Prague, Czech Republic*
- ³⁷ *Faculty of Physics, Sofia University, Sofia, Bulgaria*
- ³⁸ *Faculty of Science, P.J. Šafárik University, Košice, Slovak Republic*
- ³⁹ *Frankfurt Institute for Advanced Studies, Johann Wolfgang Goethe-Universität Frankfurt, Frankfurt, Germany*
- ⁴⁰ *Fudan University, Shanghai, China*
- ⁴¹ *Gangneung-Wonju National University, Gangneung, Republic of Korea*
- ⁴² *Gauhati University, Department of Physics, Guwahati, India*
- ⁴³ *Helmholtz-Institut für Strahlen- und Kernphysik, Rheinische Friedrich-Wilhelms-Universität Bonn, Bonn, Germany*
- ⁴⁴ *Helsinki Institute of Physics (HIP), Helsinki, Finland*
- ⁴⁵ *High Energy Physics Group, Universidad Autónoma de Puebla, Puebla, Mexico*
- ⁴⁶ *Horia Hulubei National Institute of Physics and Nuclear Engineering, Bucharest, Romania*
- ⁴⁷ *Indian Institute of Technology Bombay (IIT), Mumbai, India*
- ⁴⁸ *Indian Institute of Technology Indore, Indore, India*
- ⁴⁹ *INFN, Laboratori Nazionali di Frascati, Frascati, Italy*
- ⁵⁰ *INFN, Sezione di Bari, Bari, Italy*
- ⁵¹ *INFN, Sezione di Bologna, Bologna, Italy*
- ⁵² *INFN, Sezione di Cagliari, Cagliari, Italy*
- ⁵³ *INFN, Sezione di Catania, Catania, Italy*
- ⁵⁴ *INFN, Sezione di Padova, Padova, Italy*
- ⁵⁵ *INFN, Sezione di Pavia, Pavia, Italy*
- ⁵⁶ *INFN, Sezione di Torino, Turin, Italy*
- ⁵⁷ *INFN, Sezione di Trieste, Trieste, Italy*
- ⁵⁸ *Inha University, Incheon, Republic of Korea*
- ⁵⁹ *Institute for Gravitational and Subatomic Physics (GRASP), Utrecht University/Nikhef, Utrecht, Netherlands*
- ⁶⁰ *Institute of Experimental Physics, Slovak Academy of Sciences, Košice, Slovak Republic*
- ⁶¹ *Institute of Physics, Homi Bhabha National Institute, Bhubaneswar, India*
- ⁶² *Institute of Physics of the Czech Academy of Sciences, Prague, Czech Republic*
- ⁶³ *Institute of Space Science (ISS), Bucharest, Romania*
- ⁶⁴ *Institut für Kernphysik, Johann Wolfgang Goethe-Universität Frankfurt, Frankfurt, Germany*
- ⁶⁵ *Instituto de Ciencias Nucleares, Universidad Nacional Autónoma de México, Mexico City, Mexico*

- ⁶⁶ *Instituto de Física, Universidade Federal do Rio Grande do Sul (UFRGS), Porto Alegre, Brazil*
- ⁶⁷ *Instituto de Física, Universidad Nacional Autónoma de México, Mexico City, Mexico*
- ⁶⁸ *iThemba LABS, National Research Foundation, Somerset West, South Africa*
- ⁶⁹ *Jeonbuk National University, Jeonju, Republic of Korea*
- ⁷⁰ *Johann-Wolfgang-Goethe Universität Frankfurt Institut für Informatik, Fachbereich Informatik und Mathematik, Frankfurt, Germany*
- ⁷¹ *Korea Institute of Science and Technology Information, Daejeon, Republic of Korea*
- ⁷² *KTO Karatay University, Konya, Turkey*
- ⁷³ *Laboratoire de Physique Subatomique et de Cosmologie, Université Grenoble-Alpes, CNRS-IN2P3, Grenoble, France*
- ⁷⁴ *Lawrence Berkeley National Laboratory, Berkeley, California, United States*
- ⁷⁵ *Lund University Department of Physics, Division of Particle Physics, Lund, Sweden*
- ⁷⁶ *Nagasaki Institute of Applied Science, Nagasaki, Japan*
- ⁷⁷ *Nara Women's University (NWU), Nara, Japan*
- ⁷⁸ *National and Kapodistrian University of Athens, School of Science, Department of Physics, Athens, Greece*
- ⁷⁹ *National Centre for Nuclear Research, Warsaw, Poland*
- ⁸⁰ *National Institute of Science Education and Research, Homi Bhabha National Institute, Jatni, India*
- ⁸¹ *National Nuclear Research Center, Baku, Azerbaijan*
- ⁸² *National Research and Innovation Agency — BRIN, Jakarta, Indonesia*
- ⁸³ *Niels Bohr Institute, University of Copenhagen, Copenhagen, Denmark*
- ⁸⁴ *Nikhef, National institute for subatomic physics, Amsterdam, Netherlands*
- ⁸⁵ *Nuclear Physics Group, STFC Daresbury Laboratory, Daresbury, United Kingdom*
- ⁸⁶ *Nuclear Physics Institute of the Czech Academy of Sciences, Husinec-Řež, Czech Republic*
- ⁸⁷ *Oak Ridge National Laboratory, Oak Ridge, Tennessee, United States*
- ⁸⁸ *Ohio State University, Columbus, Ohio, United States*
- ⁸⁹ *Physics department, Faculty of science, University of Zagreb, Zagreb, Croatia*
- ⁹⁰ *Physics Department, Panjab University, Chandigarh, India*
- ⁹¹ *Physics Department, University of Jammu, Jammu, India*
- ⁹² *Physics Program and International Institute for Sustainability with Knotted Chiral Meta Matter (SKCM2), Hiroshima University, Hiroshima, Japan*
- ⁹³ *Physikalisches Institut, Eberhard-Karls-Universität Tübingen, Tübingen, Germany*
- ⁹⁴ *Physikalisches Institut, Ruprecht-Karls-Universität Heidelberg, Heidelberg, Germany*
- ⁹⁵ *Physik Department, Technische Universität München, Munich, Germany*
- ⁹⁶ *Politecnico di Bari and Sezione INFN, Bari, Italy*
- ⁹⁷ *Research Division and ExtreMe Matter Institute EMMI, GSI Helmholtzzentrum für Schwerionenforschung GmbH, Darmstadt, Germany*
- ⁹⁸ *Saga University, Saga, Japan*
- ⁹⁹ *Saha Institute of Nuclear Physics, Homi Bhabha National Institute, Kolkata, India*
- ¹⁰⁰ *School of Physics and Astronomy, University of Birmingham, Birmingham, United Kingdom*
- ¹⁰¹ *Sección Física, Departamento de Ciencias, Pontificia Universidad Católica del Perú, Lima, Peru*
- ¹⁰² *Stefan Meyer Institut für Subatomare Physik (SMI), Vienna, Austria*
- ¹⁰³ *SUBATECH, IMT Atlantique, Nantes Université, CNRS-IN2P3, Nantes, France*
- ¹⁰⁴ *Sungkyunkwan University, Suwon City, Republic of Korea*
- ¹⁰⁵ *Suranaree University of Technology, Nakhon Ratchasima, Thailand*
- ¹⁰⁶ *Technical University of Košice, Košice, Slovak Republic*
- ¹⁰⁷ *The Henryk Niewodniczanski Institute of Nuclear Physics, Polish Academy of Sciences, Cracow, Poland*
- ¹⁰⁸ *The University of Texas at Austin, Austin, Texas, United States*
- ¹⁰⁹ *Universidad Autónoma de Sinaloa, Culiacán, Mexico*
- ¹¹⁰ *Universidade de São Paulo (USP), São Paulo, Brazil*
- ¹¹¹ *Universidade Estadual de Campinas (UNICAMP), Campinas, Brazil*

- ¹¹² *Universidade Federal do ABC, Santo Andre, Brazil*
- ¹¹³ *University of Cape Town, Cape Town, South Africa*
- ¹¹⁴ *University of Houston, Houston, Texas, United States*
- ¹¹⁵ *University of Jyväskylä, Jyväskylä, Finland*
- ¹¹⁶ *University of Kansas, Lawrence, Kansas, United States*
- ¹¹⁷ *University of Liverpool, Liverpool, United Kingdom*
- ¹¹⁸ *University of Science and Technology of China, Hefei, China*
- ¹¹⁹ *University of South-Eastern Norway, Kongsberg, Norway*
- ¹²⁰ *University of Tennessee, Knoxville, Tennessee, United States*
- ¹²¹ *University of the Witwatersrand, Johannesburg, South Africa*
- ¹²² *University of Tokyo, Tokyo, Japan*
- ¹²³ *University of Tsukuba, Tsukuba, Japan*
- ¹²⁴ *University Politehnica of Bucharest, Bucharest, Romania*
- ¹²⁵ *Université Clermont Auvergne, CNRS/IN2P3, LPC, Clermont-Ferrand, France*
- ¹²⁶ *Université de Lyon, CNRS/IN2P3, Institut de Physique des 2 Infinis de Lyon, Lyon, France*
- ¹²⁷ *Université de Strasbourg, CNRS, IPHC UMR 7178, F-67000 Strasbourg, France, Strasbourg, France*
- ¹²⁸ *Université Paris-Saclay, Centre d'Etudes de Saclay (CEA), IRFU, Département de Physique Nucléaire (DPhN), Saclay, France*
- ¹²⁹ *Université Paris-Saclay, CNRS/IN2P3, IJCLab, Orsay, France*
- ¹³⁰ *Università degli Studi di Foggia, Foggia, Italy*
- ¹³¹ *Università del Piemonte Orientale, Vercelli, Italy*
- ¹³² *Università di Brescia, Brescia, Italy*
- ¹³³ *Variable Energy Cyclotron Centre, Homi Bhabha National Institute, Kolkata, India*
- ¹³⁴ *Warsaw University of Technology, Warsaw, Poland*
- ¹³⁵ *Wayne State University, Detroit, Michigan, United States*
- ¹³⁶ *Westfälische Wilhelms-Universität Münster, Institut für Kernphysik, Münster, Germany*
- ¹³⁷ *Wigner Research Centre for Physics, Budapest, Hungary*
- ¹³⁸ *Yale University, New Haven, Connecticut, United States*
- ¹³⁹ *Yonsei University, Seoul, Republic of Korea*
- ¹⁴⁰ *Zentrum für Technologie und Transfer (ZTT), Worms, Germany*
- ¹⁴¹ *Affiliated with an institute covered by a cooperation agreement with CERN*
- ¹⁴² *Affiliated with an international laboratory covered by a cooperation agreement with CERN*

^I *Deceased*

^{II} *Also at: Max-Planck-Institut für Physik, Munich, Germany*

^{III} *Also at: Italian National Agency for New Technologies, Energy and Sustainable Economic Development (ENEA), Bologna, Italy*

^{IV} *Also at: Dipartimento DET del Politecnico di Torino, Turin, Italy*

^V *Also at: Department of Applied Physics, Aligarh Muslim University, Aligarh, India*

^{VI} *Also at: Institute of Theoretical Physics, University of Wrocław, Poland*

^{VII} *Also at: An institution covered by a cooperation agreement with CERN*