

Poliovirus returns to the UK after nearly 40 years

Uwishema, Olivier; Eneh, Stanley Chinedu; El Jurdi, Elissa; Olanrewaju, Omotayo Faith; Abbass, Zahraa; Jolayemi, Mubarak Mustapha; Mina, Nour; Kseiry, Lea; Adanur, Irem; Onyeaka, Helen; Wellington Fgms, Jack

DOI:

[10.1136/pmj-2022-142103](https://doi.org/10.1136/pmj-2022-142103)

License:

Creative Commons: Attribution-NonCommercial (CC BY-NC)

Document Version

Publisher's PDF, also known as Version of record

Citation for published version (Harvard):

Uwishema, O, Eneh, SC, El Jurdi, E, Olanrewaju, OF, Abbass, Z, Jolayemi, MM, Mina, N, Kseiry, L, Adanur, I, Onyeaka, H & Wellington Fgms, J 2022, 'Poliovirus returns to the UK after nearly 40 years: current efforts and future recommendations', *Postgraduate medical journal*, vol. 98, no. 1165, pp. 816-819.
<https://doi.org/10.1136/pmj-2022-142103>

[Link to publication on Research at Birmingham portal](#)

General rights

Unless a licence is specified above, all rights (including copyright and moral rights) in this document are retained by the authors and/or the copyright holders. The express permission of the copyright holder must be obtained for any use of this material other than for purposes permitted by law.

- Users may freely distribute the URL that is used to identify this publication.
- Users may download and/or print one copy of the publication from the University of Birmingham research portal for the purpose of private study or non-commercial research.
- User may use extracts from the document in line with the concept of 'fair dealing' under the Copyright, Designs and Patents Act 1988 (?)
- Users may not further distribute the material nor use it for the purposes of commercial gain.

Where a licence is displayed above, please note the terms and conditions of the licence govern your use of this document.



When citing, please reference the published version.

Take down policy

While the University of Birmingham exercises care and attention in making items available there are rare occasions when an item has been uploaded in error or has been deemed to be commercially or otherwise sensitive.

If you believe that this is the case for this document, please contact UBIRA@lists.bham.ac.uk providing details and we will remove access to the work immediately and investigate.

Poliovirus returns to the UK after nearly 40 years: current efforts and future recommendations

Olivier Uwishema ^{1,2,3} Stanley Chinedu Eneh,^{1,4} Elissa El Jurdi,^{1,5} Omotayo Faith Olanrewaju,^{1,6} Zahraa Abbass,^{1,7} Mubarak Mustapha Jolayemi,^{1,8} Nour Mina,^{1,9} Lea Kseiry,^{1,9} Irem Adanur ^{1,3} Helen Onyeaka,¹⁰ Jack Wellington FGMS ^{1,11}

ABSTRACT

On 22 June 2022, the UK Health Security Agency declared a 'rare national incidence' after finding poliovirus in sewage in London for the first time in nearly 40 years. Although no cases of the disease or accompanying paralysis have been documented, the general public's risk is considered minimal. However, public health experts recommend that families are up to date on their polio vaccines to decrease the chance of harm. This article discusses the epidemiology of poliovirus by examining the aetiology of the disease and current mitigation policies implemented to prevent the spread of type 2 vaccine-deceived poliovirus in the UK. Finally, by examining the clinical features of polio, which range from mild gastroenteritis episodes, respiratory sickness, malaise and severe paralysis type, this article offers an advice on particular therapies and tactics to avoid poliovirus outbreaks and other future outbreaks.

INTRODUCTION

Poliomyelitis is an infectious disease that belongs to the family of *Picornaviridae*.

¹Oli Health Magazine Organization, Research and Education, Kigali, Rwanda

²Clinton Global Initiative University, New York, New York, USA

³Faculty of Medicine, Karadeniz Technical University, Trabzon, Turkey

⁴Department of Community Health, Obafemi Awolowo University, Ile-Ife, Osun State, Nigeria

⁵Faculty of Medicine, Beirut Arab University Alumnus, Beirut, Lebanon

⁶Faculty of Pharmaceutical Sciences, University of Nigeria, Nsukka, Nigeria

⁷Faculty of Sciences, Lebanese International University, Beirut, Lebanon

⁸Faculty of Basic Medical Sciences, University of Ilorin, Kwara State, Nigeria

⁹Faculty of Medicine, Beirut Arab University, Beirut, Lebanon

¹⁰School of Chemical Engineering, University of Birmingham, Edgbaston, Birmingham, UK

¹¹Faculty of Medicine, Cardiff University School of Medicine, Cardiff University, Cardiff, UK

Correspondence to Dr Olivier Uwishema, Oli Health Magazine Organization, Research and Education, Kigali, Rwanda; uwolivier1@ktu.edu.tr

It has a varied clinical mechanism, from mild to severe cases. Poliovirus diseases have been linked to crippling deformities in thousands of individuals globally.¹

Poliomyelitis has not been reported in the UK or many other European nations for at least 10 years.² However, the 1950s saw the highest prevalence in the UK.³ Poliomyelitis has been effectively controlled in the UK since the advent of the oral polio vaccine (OPV) created by Sabin and the inactivated poliovirus vaccine (IPV) created by Salk³ in the late 1950s.²

Even after 5 years without paralytic cases, the probability of silent transmission may still be in the range of 0.1%–1.0%, according to computer simulations of poliovirus transmission in low-income and middle-income countries. However, the UK is even more likely to be transmission-free after 10 years without paralytic cases.⁴ Even though it is generally acknowledged that OPV could slow the disease's progress in Israel, live virus vaccinations are not universally supported. Israel's situation is comparable to that of the UK, where strong coverage and the switch to IPV occurred concurrently.

A virus may be spreading undetected in the UK. No current UK environmental poliovirus surveillance is in place, with many contacts between varying populations (where there have not been any cases for at least 10 years) and Pakistan (where polio is a public health concern because it has never been eradicated) residing in the UK.³ This is in contrast to Finland, India, Egypt and many other countries where sewage surveillance is playing a larger role and is regularly conducted. Therefore, such sewage surveillance should undoubtedly be initiated in the UK.⁵

Several new surveillance studies are suggested in the UK to demonstrate the absence of wild polioviruses, which

may be sufficient to meet certification requirements.² Every nation will profit greatly from the option to discontinue poliovirus vaccination programmes. However, this will not happen until strong data are demonstrating the absence of wild polioviruses in circulation worldwide. The standards of evidence required will be high. The UK must rise to such a challenge.²

Epidemiology and outbreak of polio in the UK

Throughout history, the UK has had its fair share of poliomyelitis cases. During the early 1940s, the annual poliovirus cases and notifications were just shy of 1000 cases.⁶ This number skyrocketed to a staggering 8000 cases annually in the early 1950s.⁶ On introducing the Sabin vaccine in 1962, these numbers declined to less than 1000 cases.⁷

The last poliovirus case in the UK was in 1984 (see figure 1).^{1,7} However, the UK has been declared poliovirus-free since 2003, the WHO considers the UK poliovirus-free, with a low risk of transmission due to widespread vaccination. Therefore, with reports of the poliovirus being detected in the sewage system of the northern UK, the nation's 'polio-free' status is in jeopardy.⁸

Aetiology of poliovirus

Poliomyelitis is an illness brought on by poliovirus. This virus is typically spread by infected individuals through contact with their faeces. Poliovirus infects individuals via the faecal-oral route.⁹ In addition, transmission through consuming contaminated food or drinking contaminated water has been reported. However, this rarely occurs as transmission via the faecal-oral route is predominant.¹⁰ Moreover, the primary causes of contracting this virus may also include poor sanitation and hygiene, a lack of water and other elements that might contribute to poor hygiene.¹¹

After viral entry into the body, poliovirus multiplies in the small intestine of the infected individual and occasionally in the pharynx.¹¹ Poliovirus may also be observed in the blood for short periods, disseminating throughout the body before reaching the central nervous system (CNS).¹² Poliovirus replicates rapidly in the CNS, such as the spinal cord or the brain stem, where temporary or permanent paralysis ensues depending on the amount of damage caused. As a result, the disease manifests paralytic poliomyelitis, where respiratory arrest followed

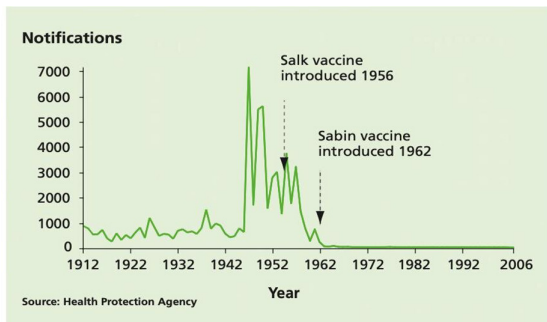


Figure 1 Graph illustrating poliomyelitis case notifications from 1984 to 2003 (figure 1 was adopted from GOV.UK. January 2013 on poliovirus outbreak).

by death occurs.¹² However, this happens in less than 1% of infected cases. In most, this disease is considered asymptomatic.¹²

The poliovirus is not age-specific; it may affect people of all ages. Non-immunised people are those who are most at risk of contracting this illness.⁹ In addition, if the UK administers vaccines against poliomyelitis as part of the routine childhood vaccination programme, the disease's shift is somehow limited to older individuals only. As well, administering the vaccine to the elderly decreases the percentage of infected individuals.⁹

Current efforts to mitigate poliovirus in the UK

In the UK, strict mitigation policies must be implemented to prevent the spread of type 2 vaccine-derived poliovirus and keep

a poliovirus-free nation. The high vaccination rate in the UK using IPV will prevent vaccine-derived polioviruses from spreading and safeguard those who have received the vaccine from developing poliovirus paralysis. Checking immunisation records, especially those of young children to ensure that poliovirus vaccination is covered, is the most efficient strategy to cease disease spread.¹³ Ensuring a high vaccination coverage ($\geq 95\%$) in the routine childhood immunisation programme is crucial to fulfilling the UK's commitment to eradicating poliovirus worldwide since vaccine-derived poliovirus may spread in communities with low vaccination rates and manifest as paralytic cases.¹⁴ The UK Health Security Agency (UKHSA) is conducting investigations and measures to determine the source of sewage isolates and the potential risk of recirculation to improve

poliovirus surveillance.¹⁵ Plans for targeted IVP catch-up will be developed by UKHSA and Reckonable Service and Continuous Service Dates (NHSEI) in collaboration with regional partners beginning in London (see figure 2).¹⁴

Exploring immunisation history is especially important for those whose families have recently arrived from nations using the type 2-containing OPV. Also, raising awareness of this incidence among medical professionals and caregivers is paramount.¹⁶⁻¹⁸ As part of the nation's poliovirus surveillance programme, any suspected cases of acute flaccid paralysis or acute flaccid myelitis that cannot be attributed to a non-infectious cause should be reported and investigated.⁵ First, a report informing the UKHSA should be initiated. This should be followed by two stool samples taken within 48 hours in addition to throat swabs or nasopharyngeal aspirate and cerebrospinal fluid (if collected) being sent to the UKHSA Virus Reference Department. There, a responsible physician must complete a survey for all acute neurological illness presentations.¹⁹⁻²² Finally, all samples that test positive for local enteroviruses by regional laboratories should be sent to the enteric virus unit.¹⁴

Future recommendation

To achieve global polio eradication, several strategies should be considered. One such strategy comprises routine immunisation in low-income countries by performing

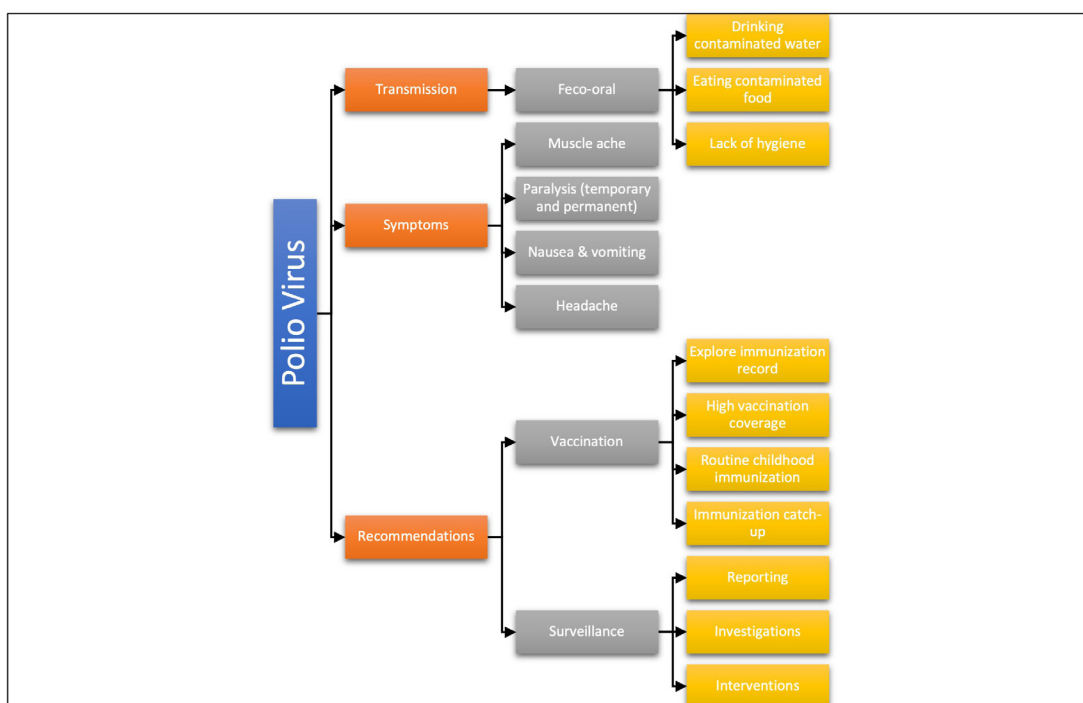


Figure 2 Infographics of the symptoms, transmission, recommendations and prevention of poliovirus in the UK (figure 2 was drawn, analysed and edited by authors: EEJ, OFO and OU).

highly organised campaigns that are conducted at certain locations targeting populations of specific age ranges, such as children below 5 years of age.^{23 24} Preventing the spread of the poliovirus among travellers and tourists from low-income countries travelling to the UK is the primary objective of routine immunisation programmes in these nations (see figure 2).

In addition, door-to-door mop-up campaigns should be conducted in areas where poliovirus is being transmitted.^{23–27} Furthermore, routine poliovirus vaccination should be recommended for individuals who are at high risk of exposure, such as visitors to endemic polio countries, healthcare workers and adults with an undocumented vaccination history.^{24 28}

In addition, a single booster dose of the poliovirus vaccine should be administered to adults who have had a primary vaccination series before their departure to poliovirus-infected countries.²⁸ For instance, health authorities can implement mandatory vaccination in airports on arrival or departure to high-risk countries. Furthermore, tracking poliomyelitis-positive cases, testing their close contacts, and maintaining isolation are important to prevent the shedding and spreading of the virus to the surrounding population.^{29–32}

Finally, it is crucial for countries to implement environmental surveillance for polioviruses by a scheduled sampling of the sewage, especially in high-risk areas, as it detects the circulation of poliovirus in the absence of poliomyelitis cases.²⁹

CONCLUSION

Polio, which yearly paralysed thousands of children and was one of the most feared diseases in industrialised countries at the start of the 20th century, was brought under control when effective vaccines were produced in the 1950s and 1960s. In the UK, polio was last reported in 1984. In 2003, the disease was deemed eradicated in the UK. Efforts are now shifted towards making sure poliovirus vaccines are up to date, especially for parents and young children in the UK. To halt the spread of the virus and ensure safety for all, it is essential to implement an integrated strategy to stop all poliovirus transmission cycles as well as to guarantee high vaccine coverage.

Twitter Olivier Uwishema @Uwolivier14, Stanley Chinedu Eneh @stanleyeneh3 and Omotayo Faith Olanrewaju @https://mobile.twitter.com/olafaithomotayo

Collaborators NA.

Contributors OU: conceptualisation, project administration, writing-review and designing. SCE: collection and assembly of data. OU: reviewed and edited the first draft, supervisor HO: reviewed and edited the final draft, supervisor .HO, OU, JWLGM: reviewed and edited the second draft Figure 1: Graph illustrating poliomyelitis case notifications from 1984 to 2003 (figure 1 was adopted from GOV.UK. January 2013 on poliovirus outbreak) Figure 2: infographics of the symptoms, transmission, recommendations and prevention of poliovirus in the UK (figure 2 was drawn, analysed and edited by authors: EEJ; OFO and OU), manuscript writing—all authors. Final approval of the manuscript—all authors.

Funding The authors have not declared a specific grant for this research from any funding agency in the public, commercial or not-for-profit sectors.

Competing interests None declared.

Patient consent for publication Not applicable.

Provenance and peer review Not commissioned; externally peer reviewed.



OPEN ACCESS

Open access This is an open access article distributed in accordance with the Creative Commons Attribution Non Commercial (CC BY-NC 4.0) license, which permits others to distribute, remix, adapt, build upon this work non-commercially, and license their derivative works on different terms, provided the original work is properly cited, appropriate credit is given, any changes made indicated, and the use is non-commercial. See: <http://creativecommons.org/licenses/by-nc/4.0/>.

© Author(s) (or their employer(s)) 2022. Re-use permitted under CC BY-NC. No commercial re-use. See rights and permissions. Published by BMJ.



To cite Uwishema O, Eneh SC, El Jurdi E, et al. *Postgrad Med J* 2022;**98**:816–819.

Received 14 July 2022

Accepted 20 August 2022

Published Online First 19 September 2022

Postgrad Med J 2022;**98**:816–819.

doi:10.1136/pmj-2022-142103

ORCID iDs

Olivier Uwishema <http://orcid.org/0000-0002-0692-9027>

Irem Adanur <http://orcid.org/0000-0002-0692-9027>

Jack Wellington FGMS <http://orcid.org/0000-0002-5511-1491>

REFERENCES

- Mehndiratta MM, Mehndiratta P, Pande R. Poliomyelitis: historical facts, epidemiology, and current challenges in eradication. *Neurohospitalist* 2014;4:223–9.
- Salisbury DM, Ramsay ME, White JM, et al. Polio eradication: surveillance implications for the United Kingdom. *J Infect Dis* 1997;175 Suppl 1:S156–9.
- Minor P. The polio endgame. *Hum Vaccin Immunother* 2014;10:i–iii.
- Eichner M, Dietz K. Eradication of poliomyelitis: when can one be sure that polio virus transmission has been terminated? *Am J Epidemiol* 1996;143:816–22.
- Hovi T, Shulman LM, van der Avoort H, et al. Role of environmental poliovirus surveillance in global

polio eradication and beyond. *Epidemiol Infect* 2012;140:1–13.

- Millward G. Chapter 3, Poliomyelitis. In: *Vaccinating Britain: mass vaccination and the public since the second World War*. Manchester (UK): Manchester University Press, 2019. <https://www.ncbi.nlm.nih.gov/books/NBK545991/>
- GOV.UK. Poliomyelitis notifiable, 2013. Available: https://assets.publishing.service.gov.uk/government/uploads/system/uploads/attachment_data/file/148141/Green-Book-Chapter-26-Polio-updated-18-January-2013.pdf
- UK Health Security Agency. *Poliovirus detected in sewage from North and East London*. UK press Release, 2022. <https://www.gov.uk/government/news/poliovirus-detected-in-sewage-from-north-and-east-london>
- World Health Organization. Polio eradication strategy 2022–2026: delivering on a promise; 2021. <https://www.who.int/publications/i/item/978924003193>
- WHO. Poliomyelitis. key facts; 2019. <https://www.who.int/news-room/fact-sheets/detail/poliomyelitis>
- Tseha ST. Polio: the disease that reemerged after six years in Ethiopia. *Ethiop J Health Sci* 2021;31:897–902.
- Sabin AB. Pathogenesis of poliomyelitis; reappraisal in the light of new data. *Science* 1956;123:1151–7.
- London School of Hygiene & Tropical Medicine. Expert comment - poliovirus detected in sewage from North and East London. LSHTM, 2022. Available: <https://www.lshtm.ac.uk/newsevents/news/2022/expert-comment-poliovirus-detected-sewage-north-and-east-london>
- GOV.UK. Immediate actions in response to detection of vaccine derived polio virus type 2 (VDPV2) in London sewage samples. (n.d.), 2022. Available: <https://www.gov.uk/government/publications/polio-detection-of-vdpv2-in-london-sewage-samples/mediate-actions-in-response-to-detection-of-vaccine-derived-polio-virus-type-2-vdpv2-in-london-sewage-samples>
- World Health Organization. Vaccine-Derived poliovirus type 2 (VDPV2) detected in environmental samples in London, UK; 2022. <https://www.who.int/news/item/22-06-2022-vaccine-derived-poliovirus-type-2-%28vdpv2%29-detected-in-environmental-samples-in-london-uk>
- Uwishema O, Onyeka H, Alshareif BAA. Current context of pneumonia amidst the COVID-19 pandemic in Africa. *J Contemp Stud Epidemiol Public Health* 2021;2.
- Uwishema O, Chalhoub E, Torbati T, et al. Rift valley fever during the COVID-19 pandemic in Africa: a double burden for Africa's healthcare system. *Health Sci Rep* 2022;5:e468.
- Uwishema O, Chalhoub E, Zahabioun A, et al. The rising incidence of African swine fever during the COVID-19 pandemic in Africa: efforts, challenges and recommendations. *Int J Health Plann Manage* 2022;37:561–7.
- Uwishema O, Ayoub G, Badri R, et al. Neurological disorders in HIV: hope despite challenges. *Immun Inflamm Dis* 2022;10:e591.
- Uwishema O, Onyeka H, Badri R, et al. The understanding of Parkinson's disease through genetics and new therapies. *Brain Behav* 2022;12:e2577.
- Uwishema O, Mahmoud A, Sun J, et al. Is Alzheimer's disease an infectious neurological disease? A review of the literature. *Brain Behav* 2022;12.
- Uwishema O, Berjaoui C, Correia IFS, et al. Current management of acute ischemic stroke in Africa: a review of the literature. *Eur J Neurol* 2022. doi:10.1111/ene.15495. [Epub ahead of print: 15 Jul 2022].
- Wright PF, Kim-Farley RJ, de Quadros CA, et al. Strategies for the global eradication of poliomyelitis by the year 2000. *N Engl J Med Overseas Ed* 1991;325:1774–9.

- 24 Uwishema O, Elebesunu EE, Bouaddi O, *et al.* Poliomyelitis amidst the COVID-19 pandemic in Africa: efforts, challenges and recommendations. *Clin Epidemiol Glob Health* 2022;16:101073.
- 25 Uwishema O, Nnagha EM, Chalhoub E, *et al.* Dengue fever outbreak in Cook island: a rising concern, efforts, challenges, and future recommendations. *J Med Virol* 2021;93:6073–6.
- 26 Uwishema O, Adriano LF, Chalhoub E, *et al.* Bird flu outbreak amidst COVID-19 pandemic in South Africa: efforts and challenges at hand. *J Med Virol* 2021;93:5676–9.
- 27 Uwishema O, Alshareif BAA, Yousif MYE, *et al.* Lassa fever amidst the COVID-19 pandemic in Africa: a rising concern, efforts, challenges, and future recommendations. *J Med Virol* 2021;93:6433–6.
- 28 Wallace GS, Seward JF, Pallansch MA, *et al.* Interim CDC guidance for polio vaccination for travel to and from countries affected by wild poliovirus. *MMWR Morb Mortal Wkly Rep* 2014;63:591–4.
- 29 Asghar H, Diop OM, Weldegebriel G. Environmental surveillance for polioviruses in the global polio
- 30 Greene L, Uwishema O, Nicholas A, *et al.* Crimean-congo haemorrhagic fever during the COVID-19 pandemic in Africa: efforts, recommendations and challenges at hand. *Afr J Emerg Med* 2022;12:117–20.
- 31 Uwishema O, Taylor C, Lawal L, *et al.* The syndemic burden of HIV/AIDS in Africa amidst the COVID-19 pandemic. *Immun Inflamm Dis* 2022;10:26–32.
- 32 Adekunbi O, Uwishema O, Adanur I, *et al.* Prospect of acute hepatitis E virus outbreak in the context of the COVID-19 pandemic in Africa: a contingency plan. *Ann Med Surg* 2022;79:104084.