

Immune responses to COVID-19 booster vaccinations in intensively anti-CD38 antibody treated patients with ultra-high-risk multiple myeloma

PITCH Consortium; Jenner, Matthew W.; Owen, Roger G; Pratt, Dickens; Cook, Gordon; Richter, Alex; Drayson, Mark; Kaiser, Martin F

DOI:
[10.1111/bjh.18714](https://doi.org/10.1111/bjh.18714)

License:
Creative Commons: Attribution-NonCommercial-NoDerivs (CC BY-NC-ND)

Document Version
Publisher's PDF, also known as Version of record

Citation for published version (Harvard):
PITCH Consortium, Jenner, MW, Owen, RG, Pratt, D, Cook, G, Richter, A, Drayson, M & Kaiser, MF 2023, 'Immune responses to COVID-19 booster vaccinations in intensively anti-CD38 antibody treated patients with ultra-high-risk multiple myeloma: results from the Myeloma UK (MUK) *nine* OPTIMUM trial', *British Journal of Haematology*, vol. 201, no. 5, pp. 845-850. <https://doi.org/10.1111/bjh.18714>

[Link to publication on Research at Birmingham portal](#)

General rights

Unless a licence is specified above, all rights (including copyright and moral rights) in this document are retained by the authors and/or the copyright holders. The express permission of the copyright holder must be obtained for any use of this material other than for purposes permitted by law.

- Users may freely distribute the URL that is used to identify this publication.
- Users may download and/or print one copy of the publication from the University of Birmingham research portal for the purpose of private study or non-commercial research.
- User may use extracts from the document in line with the concept of 'fair dealing' under the Copyright, Designs and Patents Act 1988 (?)
- Users may not further distribute the material nor use it for the purposes of commercial gain.

Where a licence is displayed above, please note the terms and conditions of the licence govern your use of this document.

When citing, please reference the published version.






Take down policy

While the University of Birmingham exercises care and attention in making items available there are rare occasions when an item has been uploaded in error or has been deemed to be commercially or otherwise sensitive.

If you believe that this is the case for this document, please contact UBIRA@lists.bham.ac.uk providing details and we will remove access to the work immediately and investigate.

SHORT REPORT

Immune responses to COVID-19 booster vaccinations in intensively anti-CD38 antibody treated patients with ultra-high-risk multiple myeloma: results from the Myeloma UK (MUK) *nine* OPTIMUM trial

Sian E. Faustini¹ | Andrew Hall² | Sarah Brown²  | Sadie Roberts² | Harriet Hill³ | Zania Stamataki³ | (PITCH) consortium⁴ | Matthew W. Jenner⁵ | Roger G. Owen⁶ | Guy Pratt⁷  | Gordon Cook^{2,6}  | Alex Richter¹ | Mark T. Drayson¹ | Martin F. Kaiser^{8,9}  | Jennifer L. J. Heaney¹ 

¹Clinical Immunology Service, Institute of Immunology and Immunotherapy, University of Birmingham, Birmingham, UK

²Clinical Trials Research Unit, Leeds Institute of Clinical Trials Research, University of Leeds, Leeds, UK

³Institute of Immunology and Immunotherapy, University of Birmingham, Birmingham, UK

⁴Protective Immunity from T cells to COVID-19 in Health workers, Oxford, UK

⁵Department of Haematology, University Hospital Southampton NHS Foundation Trust, Southampton, UK

⁶The Leeds Teaching Hospitals NHS Trust, Leeds, UK

⁷University Hospitals Birmingham NHS Foundation Trust, Birmingham, UK

⁸The Royal Marsden Hospital NHS Foundation Trust, London, UK

⁹The Institute of Cancer Research, London, UK

Correspondence

Jennifer L. J. Heaney, Clinical Immunology Service, Institute of Immunology and Immunotherapy, University of Birmingham, Birmingham, UK, B15 2TT.
Email: j.l.j.heaney@bham.ac.uk

Funding information

Department of Health and Social Care and United Kingdom Research and Innovation; Myeloma UK; University of Leeds; Jacquelin Forbes-Nixon Fellowship; Medical Research Foundation Intermediate Career Fellowship, Grant/Award Number: MRF-169-0001-F-STAM-C0826

Summary

Multiple myeloma (MM) and anti-MM therapy cause profound immunosuppression, leaving patients vulnerable to coronavirus disease 2019 (COVID-19) and other infections. We investigated anti-severe acute respiratory syndrome coronavirus-2 (SARS-CoV-2) antibodies longitudinally in ultra-high-risk patients with MM receiving risk-adapted, intensive anti-CD38 combined therapy in the Myeloma UK (MUK) *nine* trial. Despite continuous intensive therapy, seroconversion was achieved in all patients, but required a greater number of vaccinations compared to healthy individuals, highlighting the importance of booster vaccinations in this population. Reassuringly, high antibody cross-reactivity was found with current variants of concern, prior to Omicron subvariant adapted boosting. Multiple booster vaccine doses can provide effective protection from COVID-19, even with intensive anti-CD38 therapy for high-risk MM.

KEYWORDS

antibodies, anti-CD38, high-dose therapy, multiple myeloma, severe acute respiratory syndrome coronavirus-2 (SARS-CoV-2)

Martin F. Kaiser and Jennifer L. J. Heaney joint last authors.

This is an open access article under the terms of the [Creative Commons Attribution-NonCommercial-NoDerivs](https://creativecommons.org/licenses/by-nc-nd/4.0/) License, which permits use and distribution in any medium, provided the original work is properly cited, the use is non-commercial and no modifications or adaptations are made.

© 2023 The Authors. *British Journal of Haematology* published by British Society for Haematology and John Wiley & Sons Ltd.

Multiple myeloma (MM), a cancer of differentiated bone marrow plasma cells, causes wide-ranging immunodeficiency and immune dysregulation. Immunoparesis is well-documented and increases susceptibility to both bacterial and viral infections.¹⁻³ Infection-related morbidity and mortality is high, particularly in the first 3 months after diagnosis, where infections are responsible for half of early deaths.^{4,5} Anti-CD38 monoclonal antibodies such as daratumumab (Dara) are highly effective anti-myeloma therapies and improve responses in patients with newly diagnosed MM (NDMM); however, they are also associated with hypogammaglobulinaemia and increased infection risk.

As a result of disease and therapy-related immunosuppression, which endures into remission,⁶ patients with MM are extremely vulnerable to coronavirus disease 2019 (COVID-19). High mortality rates have been observed in patients with MM admitted to hospital due to COVID-19.⁷ Certain patients with MM may be especially vulnerable to infection because of the treatment they receive. Anti-CD38 anti-MM therapy has been specifically associated with increased risk of severe COVID-19 and impaired responses to COVID-19 vaccination.⁸ Initial guidance by the International Myeloma Working Group and the European Myeloma Network recommended COVID-19 vaccination preferably in treatment-free intervals.^{9,10} However, particularly in patients requiring sustained intensive therapy, such as those with molecular ultra-high-risk (UHir) MM, this is not feasible.

As treatment outcomes for UHir NDMM remain poor, we performed the Myeloma UK (MUK) *nine* OPTIMUM trial (NCT03188172), in which patients with molecular UHir MM received intensified induction, autologous stem cell transplantation (ASCT) and intensive long-term post-ASCT consolidation with 18 cycles of Dara, bortezomib, lenalidomide, dexamethasone (Dara-VRd), followed by Dara-R maintenance.¹¹ The trial therapy regime is illustrated in Supplementary Figure S1. Early results show very promising improvement in progression-free survival over the current standard of care.¹²

However, the COVID-19 vaccine response of an UHir NDMM patient population in receipt of highly intensive anti-CD38 combined therapy is currently unknown, including the potential of antibody responses against Omicron variants of concern (VoC) such as BA.2, BA.4 and BA.5. As OPTIMUM therapy may emerge as a new standard for UHir NDMM, such knowledge could be essential to help inform patient management and any required updates to the current vaccination programme, which in the UK includes regular booster vaccines for the entire MM patient population.

The present investigation (i) evaluated OPTIMUM UHir risk MM patient's long-term response to vaccination in accordance with the UK booster programme, (ii) compared their responses to healthy individuals, and (iii) measured cross-reactivity of patients with MM with existing anti-severe acute respiratory syndrome coronavirus-2 (SARS-CoV-2) antibodies with current VoC.

The study included samples from patients from the OPTIMUM trial¹¹; a sub-cohort of up to 79% ($n = 85/107$) recruited trial patients were included in the present analyses. Samples were also analysed from a non-myeloma cohort: healthcare workers (HCW) who participated in the Immune response to SARS-CoV-2 infection (COCO) study.¹³ Samples collected from donors before 2019 were included as negative controls. All participants from these UK trial/studies provided informed consent, which all had appropriate ethics committee approval in line with the Declaration of Helsinki. Samples were analysed using a total anti-immunoglobulins G, A, and M (IgGAM) SARS-CoV-2 spike glycoprotein enzyme-linked immunosorbent assay (ELISA) and IgG ELISAs against SARS-CoV-2 spike proteins, anti-Wuhan and anti-Omicron (BA.1, BA.4 and BA.5), described in detail previously.^{14,15} Longitudinal antibody measurements were performed after doses of the original SARS-CoV-2 vaccines (Pfizer/BioNTech, AstraZeneca) and subsequent boosters (either Pfizer/BioNTech, AstraZeneca, Moderna). Both patients with MM and HCW received vaccinations at the recommended intervals in accordance with UK national recommendations and all serum samples were taken ≥ 28 days after vaccination. Live virus neutralisation assays were performed as previously described,¹⁶ either after the second vaccine dose (HCW) or third dose (patients with MM).

The OPTIMUM patients with MM responses to the SARS-CoV-2 UK vaccination programme to date are shown in Figure 1. All patients had completed up to six cycles of induction with Dara-CVRd and a bortezomib-enhanced ASCT. The majority of patients (62.9%) had already completed at least six cycles of post-ASCT consolidation one with Dara-VRD and were receiving consolidation two with Dara-VR and 37.1% had completed 18 cycles of Dara-VR(D) consolidation one and two and were on maintenance with Dara-RD when they received the first vaccine dose. At time of the third dose of vaccine the majority (91.9%) of patients were in receipt of maintenance with Dara-R and 8.11% were on consolidation two with Dara-VR. The majority (97.6%) of patients were in receipt of maintenance with Dara-R and 2.5% of patients were in receipt of consolidation two with Dara-VR at the time of the fourth vaccine dose.

For Figure 2A,B, the majority of patients (63.2%) were on consolidation two with Dara-VR when they received their second vaccine dose. In all, 36.8% of patients were on maintenance with Dara-R at the time of the second vaccine dose. The majority of patients (94.1%) were on maintenance with Dara-R and 5.9% were on consolidation two with Dara-VR at the time of the third vaccine dose. For Figure 2C,D, the majority (96.7%) of patients had already completed consolidation two with Dara-VR and were on maintenance with Dara-R and 3.23% were on consolidation two with Dara-VR when they received their fourth vaccine dose. All of the patients were on maintenance with Dara-R at the time of the fifth vaccine dose. The third and fourth vaccine doses were given on average 6 and 4 months after the previous dose; therefore, patients will have received six and four Dara

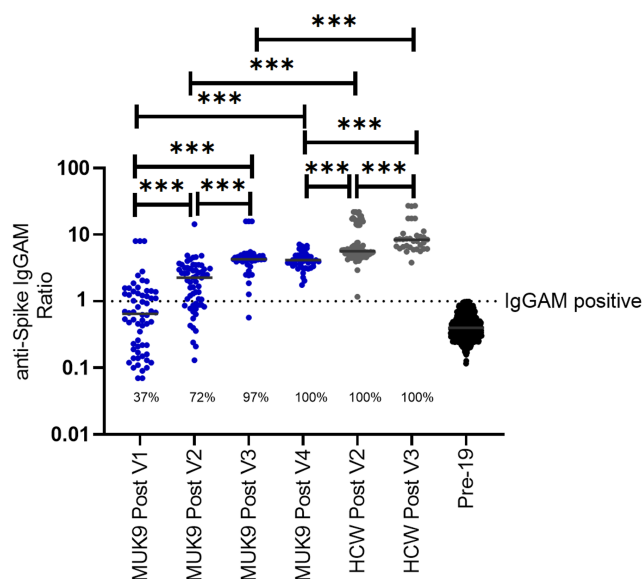


FIGURE 1 Responses to coronavirus disease 2019 (COVID-19) vaccinations in patients with multiple myeloma and healthcare workers (HCW). Results are shown for anti-Spike immunoglobulins G, A, and M (IgGAM) antibody ratio. Results for this enzyme-linked immunosorbent assay are reported as a ratio relative to a monoclonal Spike-specific calibration antibody standard; any ratio values >1 are classed as positive.¹⁴ Serum samples collected pre-2019 prior to the COVID-19 pandemic are shown evidencing this ratio cut-off ($n = 746$). Data includes Myeloma UK MUK *nine* trial (MUK9) patients ($n = 62$) after the first (V1), second (V2) ($n = 61$), third (V3) ($n = 37$) and fourth (V4) ($n = 41$) COVID-19 vaccination doses, and HCW after V2 ($n = 91$) and V3 ($n = 33$). Percentages shown indicate proportion of patients with a positive IgGAM ratio. Differences within cohorts over time and between cohorts at the same timepoint (after V2 or V3) were tested using Kruskal–Wallis or Mann–Whitney tests as appropriate. Significant differences are indicated, *** $p < 0.001$.

administrations between vaccinations due to high compliance and minimal delays between monthly administrations.

Samples were measured for combined anti-spike IgG, IgA, IgM ratio (Figure 1).¹⁴ Patients' anti-spike antibody levels increased over the course of the vaccination programme and data highlights the necessity of multiple vaccinations in these patients. After the first vaccine, only 37% of patients were seropositive; this proportion nearly doubled after the second dose but over a third of patients were still seronegative. The third dose significantly increased antibody levels again and converted the majority of patients (97%) to seropositive. Results demonstrate the fourth vaccination as essential to achieve seroconversion across all patients with MM. In contrast, all HCW achieved seropositivity after the second vaccination, although median antibody levels still increased from the second to third dose. When comparing cohorts at equivalent time points (after the second and third doses), patients with MM had significantly lower IgGAM antibody ratios compared with the HCW (Figure 1). Data demonstrates MM responses are weakened compared to healthy individuals and are reliant on multiple vaccinations. Even after four vaccinations, in the patients with MM, the median antibody ratios still had not caught up and were

significantly lower than the HCW after only two or three vaccinations.

Immunoglobulin G contributed to most anti-spike antibodies measured, with little derived from IgA and IgM (Supplementary Figure S1). No differences in antibody responses were observed based on patient's response to anti-MM therapy (Supplementary Figure S3).

Supplementary Figure S2 shows that most of the patients with MM antibodies also exhibited effective neutralisation responses when measured against Wuhan. Although, despite having received three vaccine doses compared to the two received by the HCW, the patients with MM responses were still significantly lower. Of the patients with MM, 81% demonstrated neutralisation of $>50\%$ compared with 96.5% of the HCW. A previous report found most patients treated with anti-CD38 therapy attained suboptimal antibody responses ($<50\%$ neutralisation) after primary vaccination.¹⁷ Our findings suggest booster vaccination can markedly increase neutralising antibody response in these patients.

Figure 2A,B displays IgG anti-spike antibody levels for MM and HCW for SARS-CoV-2 variants anti-Wuhan and anti-Omicron (BA.1). Again, the patients with MM antibody response against these SARS-CoV-2 variants was inferior compared to the HCW. Although antibody levels were lower, the majority of patients with MM were IgG seropositive after receiving two or three vaccinations: 94% and 97% for anti-Wuhan and BA.1 respectively.

Omicron variants BA.4 and BA.5 are currently driving transmission and infections. The most recent serum samples (either after the fourth or fifth vaccine dose) in the patients with MM were analysed to see if their antibodies were able to react with these VoC. Figure 2C,D shows all patients with MM were IgG positive against BA.4 and BA.5. This 100% positivity was also seen in the HCW who had received three doses. Although all samples analysed were IgG positive, it should be acknowledged that the patients with MM still had lower median antibody levels compared with the HCW, despite having received more doses.

All the HCW received Pfizer/BioNTech (messenger RNA [mRNA]) vaccination only; no switching took place. For patients with MM who received four or more vaccine doses, 2% received only AstraZeneca vector vaccine for all doses, 42% received only Pfizer/Moderna mRNA vaccines for all doses, and the remaining 56% of patients received AstraZeneca for the first two primary doses, then switched to mRNA Pfizer BioNTech/Moderna vaccine for subsequent booster doses. There were no significant differences in antibody levels (either anti-Wuhan or anti-Omicron variants) based on vaccine schedules. At individual time points, no differences were seen between the types of vaccine (vector/mRNA), nor were there any differences between patients who switched from vector to mRNA for booster doses and those who received mRNA for all doses.

Four instances of hospitalisations due to COVID-19 infection were recorded in this cohort of trial patients. Two of these cases occurred prior to first vaccination dose and in one case vaccination status was unknown. However, one

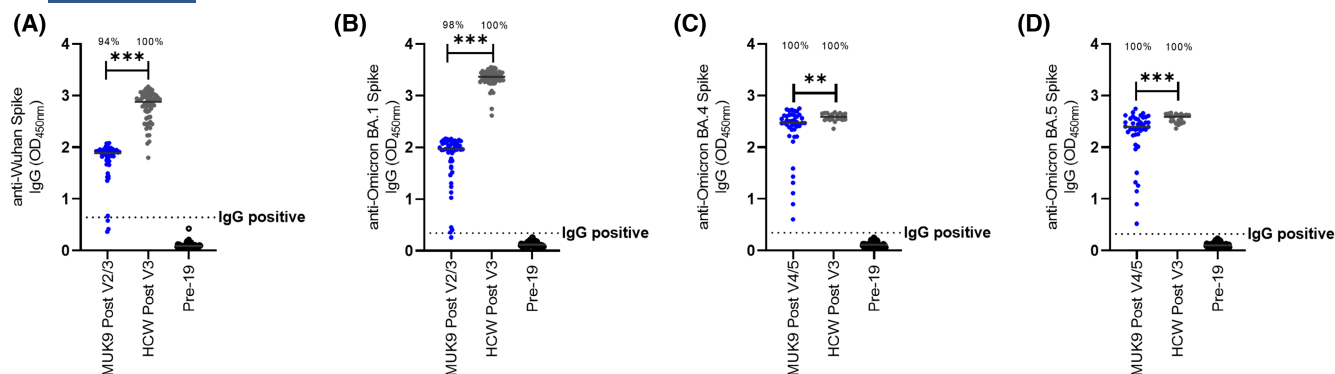


FIGURE 2 Anti-Wuhan and anti-Omicron spike immunoglobulin (IgG) antibodies in patients with multiple myeloma (MM) and healthcare workers (HCW). IgG positivity thresholds are indicated, and serum samples collected before 2019 (pre-19) prior to the coronavirus disease 2019 (COVID-19) pandemic are shown ($n = 47$ [A], $n = 73$ [B], $n = 86$ [C], $n = 85$ [D]). Panels A and B show anti-spike IgG antibody levels for Wuhan (A), Omicron BA.1 (B) in Myeloma UK MUK *nine* trial (MUK9) patients with MM ($n = 53$) who had received either two ($n = 19$) or three ($n = 34$) vaccinations (post V2/V3) at the time of the sample and in HCW ($n = 60$) after three vaccinations (post V3). Panels C and D show anti-spike IgG antibody levels for Omicron BA.4 (C) and Omicron BA.5 (D) in MUK9 patients with MM ($n = 42$) who had received either four ($n = 31$) or five ($n = 11$) vaccinations (post V4/V5) and HCW ($n = 20$) after three vaccinations (post V3). Cohorts were compared using Mann–Whitney tests and significant differences are indicated, ** $p < 0.01$, *** $p < 0.001$.

hospitalisation did occur after the first two doses, prior to boosters. This patient did not respond to the first two vaccine doses (seronegative) and only mounted a positive response after their third vaccination dose. These findings concur that despite the effectiveness of vaccines in reducing severity of disease, hospitalisation, and deaths, patients with existing diseases remain at higher risk and thus remain a priority for additional boosters.¹⁸ Our observed overall low hospitalisation rate is difficult to compare to other studies. However, there were no deaths due to COVID-19 in our study, with all patients recovering from infection. Treatment with anti-CD38 monoclonal antibody within 6 months of COVID-19 infection has recently been found to be an independent predictor for intensive care unit admission.¹⁹ In general, studies in MM populations have mainly focused on inpatients and subsequent mortality,^{18,19} rather than infection rates and risk of hospitalisation. In addition, the efficacy of vaccination in preventing non-severe breakthrough infections and re-infection in MM populations requires investigation within future studies.

Overall, our findings demonstrate that antibodies induced as part of the UK vaccination programme to date display high cross-reactivity with Omicron VoC. It is encouraging that patients with MM who are up to date with boosters may already have some degree of protection against these circulating variants. While data demonstrates antibody binding with BA.4 and BA.5, neutralisation data were only available for the Wuhan strain. Further, cellular data, such as T-cell responses to vaccination, were not investigated in this study and should be examined in patients with MM.

CONCLUSIONS

Myeloma is one of the most immunosuppressive of all blood cancers, and novel intensive treatment approaches

including anti-CD38 combinations for UHMR patients as in OPTIMUM exert additional immunosuppressive effects. Despite this, patients with UHMR can mount an effective antibody response to vaccination providing multiple doses are administered. As these patients were receiving sustained intensified therapy, we advocate that breaks in treatment are not necessary to facilitate administration of COVID-19 vaccinations. As patients with MM require an additional two vaccinations to reach the higher antibody levels and full seroconversion rate seen in non-cancer populations, it is essential to prioritise the timely offering and uptake of booster vaccinations in clinical practice, irrespective of whether the patient is undergoing therapy. The high-cross-reactivity of patients' existing SARS-CoV-2 antibodies with current VoC are reassuring in the interim while patients await additional booster vaccinations adapted for Omicron subvariants BA.4 and BA.5.

AUTHOR CONTRIBUTIONS

Jennifer L. J. Heaney and Martin F. Kaiser wrote the manuscript. Jennifer L. J. Heaney, Martin F. Kaiser and Mark T. Drayson interpreted the data. Mark T. Drayson, Alex Richter, Jennifer L. J. Heaney designed the antibody investigation. Sian E. Faustini carried out all antibody measurements and Andrew Hall and Sian E. Faustini analysed the data. Harriet Hill and Zania Stamataki performed antibody neutralisation measurements. Sarah Brown, Sadie Roberts, Matthew W. Jenner, Roger G. Owen, Guy Pratt, Gordon Cook (members of the MUK *nine* OPTIMUM trial management group) collected data and reviewed the final manuscript. The Protective Immunity from T cells to COVID-19 in Health workers (PITCH) consortium supported antibody analysis and all members reviewed the final manuscript. Martin F. Kaiser is chief investigator of the MUK *nine* OPTIMUM trial. All authors reviewed and approved the final manuscript.

ACKNOWLEDGEMENTS

We would like to thank Chloe Tanner, Neal Townsend, Zahra Ahmed, Elena Efstathiou, Madeeha Hoque, and Mohammed Dinally for their assistance with sample analysis in the laboratory. We are also grateful to the Clinical Immunology Service at the University of Birmingham for sample processing. We also would like to thank Dr Margaret Goodall at the University of Birmingham Monoclonal Production Unit for supplying antibodies used in the immunoassays. We are grateful to the MUK *nine* OPTIMUM trial clinical teams and Leeds Clinical Trials Unit for recruiting patients to the clinical trial. We are grateful to all patients at centres throughout the UK who participated in OPTIMUM. We are grateful to all individuals who participated in the COCO study and would also like to acknowledge the National Institute for Health Research (NIHR)/Wellcome Trust Birmingham Clinical Research Facility.

FUNDING INFORMATION

Janssen and Celgene provided funding to Myeloma UK and University of Leeds who in turn funded the MUK *nine* trial. Janssen and Celgene approved the design of the study but have no input in the collection, analysis or interpretation of data as this is a fully academically sponsored trial. The COCO/PITCH healthcare worker cohort was funded by the UK Department of Health and Social Care and UK Research and Innovation COVID-19 Rapid Response Rolling Call as part of the PITCH Consortium. Martin F. Kaiser was supported by a Jacquelin Forbes-Nixon Fellowship via Myeloma UK. Zania Stamataki was supported by a Medical Research Foundation Intermediate Career Fellowship MRF-169-0001-F-STAM-C0826 (UK Research and Innovation). Harriet Hill is a technician supported by MRF-169-0001-F-STAM-C0826 (UK Research and Innovation) to Zania Stamataki.

CONFLICT OF INTEREST STATEMENT

Martin F. Kaiser has consulted for Abbvie, consulted for and received honoraria from Amgen, consulted for and received honoraria, research support, and travel support from BMS/Celgene, consulted for and received honoraria and travel support from Janssen, consulted for GSK, consulted for Karyopharm, consulted for Pfizer, consulted for Regeneron, consulted for Seattle Genetics, and consulted for and received honoraria and travel support from Takeda. Mark T. Drayson owns stock in Abingdon Health Ltd. Roger G. Owen has consulted for and received honoraria from Janssen. Matthew W. Jenner has consulted for Janssen, BMS and Pfizer and received sponsorship for meeting attendance from Janssen. All other authors declare no conflict of interests.

DATA AVAILABILITY STATEMENT

Data in this Report concern patient data and are not available in a public repository. Data from the laboratory analysis included in this study are available on request.

ORCID

Sarah Brown  <https://orcid.org/0000-0002-7975-7537>
 Guy Pratt  <https://orcid.org/0000-0002-6937-2852>
 Gordon Cook  <https://orcid.org/0000-0003-1717-0412>
 Martin F. Kaiser  <https://orcid.org/0000-0002-3677-4804>
 Jennifer L. J. Heaney  <https://orcid.org/0000-0002-2928-9712>

REFERENCES

1. Nucci M, Anaissie E. Infections in patients with multiple myeloma in the era of high-dose therapy and novel agents. *Clin Infect Dis*. 2009;49(8):1211–25.
2. Hargreaves RM, Lea JR, Griffiths H, Faux JA, Holt JM, Reid C, et al. Immunological factors and risk of infection in plateau phase myeloma. *J Clin Pathol*. 1995;48(3):260–6.
3. Heaney LJ, Campbell JP, Iqbal G, Cairns D, Richter A, Child JA, et al. Characterisation of immunoparesis in newly diagnosed myeloma and its impact on progression-free and overall survival in both old and recent myeloma trials. *Leukemia*. 2018;32(8):1727–38.
4. Augustson BM, Begum G, Dunn JA, Barth NJ, Davies F, Morgan G, et al. Early mortality after diagnosis of multiple myeloma: analysis of patients entered onto the United Kingdom Medical Research Council trials between 1980 and 2002--Medical Research Council Adult Leukaemia Working Party. *J Clin Oncol*. 2005;23(36):9219–26.
5. Holmström MO, Gimsing P, Abildgaard N, Andersen NF, Helleberg C, Clausen NA, et al. Causes of early death in multiple myeloma patients who are ineligible for high-dose therapy with hematopoietic stem cell support: a study based on the nationwide Danish myeloma database. *Am J Hematol*. 2015;90(4):E73–4.
6. Chicca IJ, Heaney LJ, Iqbal G, Dunn JA, Bowcock S, Pratt G, et al. Anti-bacterial antibodies in multiple myeloma patients at disease presentation, in response to therapy and in remission: implications for patient management. *Blood Cancer J*. 2020;10(11):114.
7. Hultcrantz M, Richter J, Rosenbaum CA, Patel D, Smith EL, Korde N, et al. COVID-19 infections and clinical outcomes in patients with multiple myeloma in New York City: a cohort study from five academic centers. *Blood Cancer Discov*. 2020;1(3):234–43.
8. Henriquez S, Zerbit J, Bruel T, Ouedrani A, Planas D, Deschamps P, et al. Anti-CD38 therapy impairs SARS-CoV-2 vaccine response against alpha and delta variants in patients with multiple myeloma. *Blood*. 2022;139(6):942–6.
9. Raje NS, Anaissie E, Kumar SK, Lonial S, Martin T, Gertz MA, et al. Consensus guidelines and recommendations for infection prevention in multiple myeloma: a report from the international myeloma working group. *Lancet Haematol*. 2022;9(2):e143–e61.
10. Ludwig H, Sonneveld P, Facon T, San-Miguel J, Avet-Loiseau H, Mohty M, et al. COVID-19 vaccination in patients with multiple myeloma: a consensus of the European myeloma network. *Lancet Haematol*. 2021;8(12):e934–e46.
11. Brown S, Sherratt D, Hinsley S, Flanagan L, Roberts S, Walker K, et al. MUKnine OPTIMUM protocol: a screening study to identify high-risk patients with multiple myeloma suitable for novel treatment approaches combined with a phase II study evaluating optimised combination of biological therapy in newly diagnosed high-risk multiple myeloma and plasma cell leukaemia. *BMJ Open*. 2021;11(3):e046225.
12. Kaiser MF, Hall A, Walker K, Newnham N, de Tute RM, Roberts S, et al. Daratumumab, cyclophosphamide, bortezomib, lenalidomide, dexamethasone (Dara-CVRd), V-augmented autologous stem cell transplant (V-ASCT) and Dara-Vrd consolidation in ultra-high risk (UHR) newly diagnosed myeloma (NDMM) and primary plasma cell leukemia (pPCL) compared with myeloma XI/XI+ trial treatment for UHR MM: the UK optimum/muknine trial. *Blood*. 2021;138(Supplement 1):465.
13. Shields AM, Faustini SE, Perez-Toledo M, Jossi S, Allen JD, Al-Taei S, et al. Serological responses to SARS-CoV-2 following non-hospitalised infection: clinical and ethnodemographic features associated with the magnitude of the antibody response. *BMJ Open Res*. 2021;8:e000872.

14. Cook AM, Faustini SE, Williams LJ, Cunningham AF, Drayson MT, Shields AM, et al. Validation of a combined ELISA to detect IgG, IgA and IgM antibody responses to SARS-CoV-2 in mild or moderate non-hospitalised patients. *J Immunol Methods*. 2021;494:113046.
15. Faustini S, Shields A, Banham G, Wall N, Al-Taei S, Tanner C, et al. Cross reactivity of spike glycoprotein induced antibody against Delta and omicron variants before and after third SARS-CoV-2 vaccine dose in healthy and immunocompromised individuals. *J Infect*. 2022;84(4):579–613.
16. Shields AM, Faustini SE, Hill HJ, Al-Taei S, Tanner C, Ashford F, et al. SARS-CoV-2 vaccine responses in individuals with antibody deficiency: findings from the COV-AD study. *J Clin Immunol*. 2022;42(5):923–34.
17. Terpos E, Gavriatopoulou M, Ntanasis-Stathopoulos I, Briasoulis A, Gumeni S, Malandrakis P, et al. The neutralizing antibody response post COVID-19 vaccination in patients with myeloma is highly dependent on the type of anti-myeloma treatment. *Blood Cancer J*. 2021;11(8):138.
18. Agrawal U, Bedston S, McCowan C, Oke J, Patterson L, Robertson C, et al. Severe COVID-19 outcomes after full vaccination of primary schedule and initial boosters: pooled analysis of national prospective cohort studies of 30 million individuals in England, Northern Ireland, Scotland, and Wales. *Lancet*. 2022;400(10360):1305–20.
19. Ho M, Zanwar S, Buadi FK, Ailawadhi S, Larsen J, Bergsagel L, et al. Risk factors for severe infection and mortality In patients with

COVID-19 in patients with multiple myeloma and AL amyloidosis. *Am J Hematol*. 2023;98(1):49–55.

SUPPORTING INFORMATION

Additional supporting information can be found online in the Supporting Information section at the end of this article.

How to cite this article: Faustini SE, Hall A, Brown S, Roberts S, Hill H, Stamataki Z, et al. Protective Immunity from T cells to COVID-19 in Health workers (PITCH) consortium. Immune responses to COVID-19 booster vaccinations in intensively anti-CD38 antibody treated patients with ultra-high-risk multiple myeloma: results from the Myeloma UK (MUK) *nine* OPTIMUM trial. *Br J Haematol*. 2023;00:1–6. <https://doi.org/10.1111/bjh.18714>