

Search for invisible Higgs-boson decays in events with vector-boson fusion signatures using 139 fb⁻¹ of proton-proton data recorded by the ATLAS experiment

ATLAS Collaboration

DOI:
[10.1007/JHEP08\(2022\)104](https://doi.org/10.1007/JHEP08(2022)104)

License:
Creative Commons: Attribution (CC BY)

Document Version
Publisher's PDF, also known as Version of record

Citation for published version (Harvard):
ATLAS Collaboration 2022, 'Search for invisible Higgs-boson decays in events with vector-boson fusion signatures using 139 fb⁻¹ of proton-proton data recorded by the ATLAS experiment', *JHEP*, vol. 2022, no. 8, 104. [https://doi.org/10.1007/JHEP08\(2022\)104](https://doi.org/10.1007/JHEP08(2022)104)

[Link to publication on Research at Birmingham portal](#)

General rights

Unless a licence is specified above, all rights (including copyright and moral rights) in this document are retained by the authors and/or the copyright holders. The express permission of the copyright holder must be obtained for any use of this material other than for purposes permitted by law.

- Users may freely distribute the URL that is used to identify this publication.
- Users may download and/or print one copy of the publication from the University of Birmingham research portal for the purpose of private study or non-commercial research.
- User may use extracts from the document in line with the concept of 'fair dealing' under the Copyright, Designs and Patents Act 1988 (?)
- Users may not further distribute the material nor use it for the purposes of commercial gain.

Where a licence is displayed above, please note the terms and conditions of the licence govern your use of this document.

When citing, please reference the published version.

Take down policy

While the University of Birmingham exercises care and attention in making items available there are rare occasions when an item has been uploaded in error or has been deemed to be commercially or otherwise sensitive.

If you believe that this is the case for this document, please contact UBIRA@lists.bham.ac.uk providing details and we will remove access to the work immediately and investigate.

Search for invisible Higgs-boson decays in events with vector-boson fusion signatures using 139 fb^{-1} of proton-proton data recorded by the ATLAS experiment



The ATLAS collaboration

E-mail: atlas.publications@cern.ch

ABSTRACT: A direct search for Higgs bosons produced via vector-boson fusion and subsequently decaying into invisible particles is reported. The analysis uses 139 fb^{-1} of pp collision data at a centre-of-mass energy of $\sqrt{s} = 13 \text{ TeV}$ recorded by the ATLAS detector at the LHC. The observed numbers of events are found to be in agreement with the background expectation from Standard Model processes. For a scalar Higgs boson with a mass of 125 GeV and a Standard Model production cross section, an observed upper limit of 0.145 is placed on the branching fraction of its decay into invisible particles at 95% confidence level, with an expected limit of 0.103 . These results are interpreted in the context of models where the Higgs boson acts as a portal to dark matter, and limits are set on the scattering cross section of weakly interacting massive particles and nucleons. Invisible decays of additional scalar bosons with masses from 50 GeV to 2 TeV are also studied, and the derived upper limits on the cross section times branching fraction decrease with increasing mass from 1.0 pb for a scalar boson mass of 50 GeV to 0.1 pb at a mass of 2 TeV .

KEYWORDS: Hadron-Hadron Scattering, Higgs Physics, Vector Boson Production

ARXIV EPRINT: [2202.07953](https://arxiv.org/abs/2202.07953)

Contents

1	Introduction	1
2	ATLAS detector	3
3	Data and simulation	4
3.1	Data and triggers	4
3.2	Event simulation	4
3.2.1	V + jets and VV + jets	5
3.2.2	$t\bar{t}$, tW , and single top	7
3.2.3	QCD multijet	7
3.2.4	Signal	7
4	Object and event selection	8
4.1	Object definitions and event cleaning	8
4.2	Signature from vector-boson fusion	10
4.3	Event selection	11
5	Background estimation	12
5.1	V + jets background	12
5.2	Multijet background	17
6	Systematic uncertainties	23
6.1	Theoretical uncertainties	23
6.1.1	W + jets and Z + jets uncertainties	24
6.1.2	Signal uncertainties	25
6.2	Experimental uncertainties	26
7	Statistical model	27
8	Validation	29
9	Results	29
10	Conclusion	38
	The ATLAS collaboration	49

1 Introduction

This paper presents a direct search for the decay of the Higgs boson [1, 2] into invisible particles. While the expectation for the branching fraction of invisible decays (\mathcal{B}_{inv}) from the Standard Model (SM) is 0.12% due to the decay $H \rightarrow ZZ^* \rightarrow \nu\bar{\nu}\nu\bar{\nu}$, several scenarios of physics beyond the Standard Model (BSM) allow for anomalous and sizeable $\mathcal{O}(10\%)$ values. In one class of models under consideration [3–15] the Higgs boson might decay into $\chi\chi$, a pair of weakly interacting massive particles (WIMPs) [16, 17], which may explain the existence of dark matter (DM) [18–20]. Such models, in which the DM candidate is a singlet under the gauge symmetries of the SM and the Higgs boson acts as a mediator to the DM, are called Higgs-portal models. They represent a simple extension of the SM to provide a DM candidate and are able to predict the observed relic DM density via s -channel $\chi\chi \rightarrow f\bar{f}$ annihilation processes [21], where f denotes a fermion. The phenomenology of such models is very rich, and depends strongly on the spin of the DM candidate.

A long list of searches for invisible Higgs boson decays that target various final states have been performed by the ATLAS and CMS experiments [22–31] at the LHC [32]. The absence of an excess of such events is interpreted as an upper limit on \mathcal{B}_{inv} , assuming the SM production cross sections [33] of the Higgs boson. Statistical combinations of search results have been performed, for which ATLAS reported an observed (expected) limit of 0.26 (0.17) [34] and CMS reported 0.19 (0.15) [35] at 95% confidence level (CL), both using Run-1 and up to 36 fb^{-1} of Run-2 data. The results with the highest expected sensitivity are from the vector-boson fusion (VBF) channel, for which ATLAS reported an upper limit of 0.37 (0.28) using 36 fb^{-1} of Run-2 data [27], while CMS reported 0.18 (0.10) using a combination of the full Run-1 and Run-2 data [30].

Global fits to the measurements of visible decay channels of the Higgs boson place indirect constraints on the decay branching fraction \mathcal{B}_{BSM} into final states which are either invisible (\mathcal{B}_{inv}) or not included in the combination of visible decays ($\mathcal{B}_{\text{undet}}$), such as a BSM Higgs boson that decays into light quarks. A combination of ATLAS and CMS results, using only the cross-section measurements of the visible decay channels from Run-1 data and under the assumption that the couplings between the Higgs boson and the vector bosons are not larger than in the SM, results in an observed (expected) upper limit on \mathcal{B}_{BSM} of 0.34 (0.39) [36]. Direct searches for invisible Higgs boson decays are complementary to indirect constraints from measurements of visible decays. A simultaneous excess in the two approaches would confirm a signal, while a non-zero branching fraction \mathcal{B}_{BSM} in the global fit, but no excess in the direct searches, would point towards other undetected decays. In combinations of direct and indirect constraints, CMS reported a limit on \mathcal{B}_{inv} of 0.22 from 36 fb^{-1} of Run-2 data [37], and ATLAS a limit of 0.30 using up to 80 fb^{-1} of Run-2 data [38].

The data sample used for the analysis reported in this paper corresponds to an integrated luminosity of 139 fb^{-1} of proton-proton (pp) collisions at $\sqrt{s} = 13 \text{ TeV}$ recorded by the ATLAS detector. This search targets the VBF production process [39, 40] with its distinct signature of a pair of energetic quark-induced jets with a wide gap in pseudorapidity ($\Delta\eta_{\text{jj}}$) resulting in a large invariant mass (m_{jj}). Feynman diagrams for the signal and dominant background processes are shown in figure 1. The characteristic VBF topology

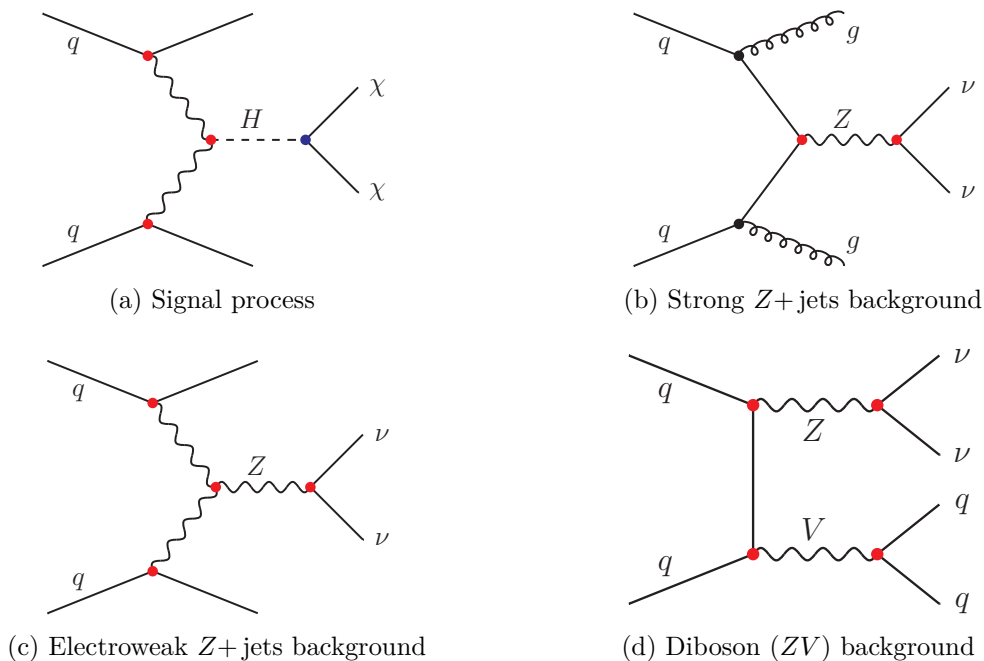


Figure 1. Representative Feynman diagrams for (a) the signal and for the three dominant background processes: (b) strong Z +jets, (c) electroweak Z +jets, and (d) diboson production. The latter two processes are collectively referred to as ‘electroweak’ Z production. Electroweak vertices are shown as red markers. For simplicity, no distinction is made between particles and antiparticles, or between different quark flavours.

provides a powerful way to reject backgrounds from single vector-boson production in association with two jets from QCD radiation, which is the main background after the large backgrounds from multijet processes are suppressed by requiring a large amount of missing transverse momentum (E_T^{miss}). In this analysis, Higgs boson production via the gluon-gluon fusion (ggF) mechanism and in association with a vector boson (VH , where V stands for W or Z) are also considered as signal, but their contributions are small compared to the VBF process after the selection.

In this analysis, several changes and improvements are made relative to the previous ATLAS paper on this topic [27]. The selection criteria for m_{jj} , $\Delta\eta_{jj}$ and the azimuthal angle between the two highest- p_T jets ($\Delta\phi_{jj}$) are relaxed, while the E_T^{miss} requirement is increased slightly. While the previous analysis rejected events with a third jet, events with three or four jets are accepted in this analysis if these jets are compatible with the hypothesis that they originate from final-state radiation. To profit from the larger data set, a finer binning in m_{jj} and for the first time a binning in $\Delta\phi_{jj}$ ($\Delta\phi_{jj} < 1$ and $1 \leq \Delta\phi_{jj} < 2$) and jet multiplicity are used. This results in improved performance since it better captures the characteristic shape of the signal, which yields higher signal-to-background ratios in kinematic regions with larger values of m_{jj} and at smaller values of $\Delta\phi_{jj}$.

The analysis extracts the signal yield using a binned likelihood fit to 16 search bins and corresponding $Z_{\ell\ell}$ and $W_{\ell\nu}$ ($\ell = e, \mu$) control region bins to estimate the main backgrounds from the $Z(\rightarrow \nu\nu)$ +jets and $W(\rightarrow \ell\nu)$ +jets processes. A recent theoretical calculation [41],

performed in the phase space relevant for this analysis, is used to constrain the ratio of $Z + \text{jets}$ to $W + \text{jets}$ events. This allows a reduction of the statistical uncertainties in the estimate of the background from $Z(\rightarrow \nu\nu) + \text{jets}$ events, by also using the $W_{\ell\nu}$ control region. For the estimation of the multijet background, two independent data-driven techniques are used, and this reduces the overall uncertainties relative to the previously published result. The signal yield extracted from the likelihood fit is used to determine an upper limit on \mathcal{B}_{inv} . The background predictions are validated in a separate kinematic region with two jets and $2 < \Delta\phi_{\text{jj}} < 2.5$.

2 ATLAS detector

The ATLAS detector [42] at the LHC covers nearly the entire solid angle around the collision point.¹ It consists of an inner tracking detector (ID) surrounded by a thin superconducting solenoid, electromagnetic (EM) and hadronic calorimeters, and a muon spectrometer incorporating three large superconducting toroidal magnets.

The ID system is immersed in a 2 T axial magnetic field and provides charged-particle tracking in the range $|\eta| < 2.5$. The high-granularity silicon pixel detector covers the vertex region and typically provides four measurements per track, the first hit normally being in the insertable B-layer installed before the start of Run 2 [43–45]. It is followed by the silicon microstrip tracker which usually provides eight measurements per track. These silicon detectors are complemented by the transition radiation tracker, which enables radially extended track reconstruction up to $|\eta| = 2.0$. This detector also provides electron identification information based on the fraction of hits (typically 30 in total) above a higher energy-deposit threshold corresponding to transition radiation.

The calorimeter system covers the pseudorapidity range $|\eta| < 4.9$. Within the region $|\eta| < 3.2$, EM calorimetry is provided by barrel and endcap high-granularity lead/liquid-argon (LAr) calorimeters, with an additional thin LAr presampler covering $|\eta| < 1.8$ to correct for energy loss in material upstream of the calorimeters. Hadronic calorimetry is provided by the steel/scintillator-tile calorimeter, segmented into three barrel structures within $|\eta| < 1.7$, and two copper/LAr hadronic endcap calorimeters. The solid angle coverage is completed with forward copper/LAr and tungsten/LAr calorimeter modules optimised for EM and hadronic measurements respectively.

The muon spectrometer (MS) comprises separate trigger and high-precision tracking chambers measuring the deflection of muons in a magnetic field generated by the superconducting air-core toroids. The field integral of the toroids ranges between 2.0 and 6.0 T m across most of the detector. A set of precision chambers covers the region $|\eta| < 2.7$ with three layers of monitored drift tubes, complemented by cathode-strip chambers

¹ATLAS uses a right-handed coordinate system with its origin at the nominal interaction point (IP) in the centre of the detector and the z -axis along the beam pipe. The x -axis points from the IP to the centre of the LHC ring, and the y -axis points upward. Cylindrical coordinates (r, ϕ) are used in the transverse plane, ϕ being the azimuthal angle around the z -axis. The transverse momentum of an object is defined as $p_T = \sqrt{p_x^2 + p_y^2}$. The pseudorapidity is defined in terms of the polar angle θ as $\eta = -\ln \tan(\theta/2)$ and the rapidity is given by $y = (1/2) \ln[(E + p_z)/(E - p_z)]$. Angular separation between two objects is quantified by the distance metric $\Delta R = \sqrt{(\Delta y)^2 + (\Delta\phi)^2}$.

in the forward region, where the background is highest. The muon trigger system covers the range $|\eta| < 2.4$ with resistive-plate chambers in the barrel, and thin-gap chambers in the endcap regions.

Interesting events are selected to be recorded by the first-level (L1) trigger system implemented in custom hardware, followed by selections made by algorithms implemented in software in the high-level trigger (HLT) [46]. The L1 trigger accepts events from the 40 MHz bunch crossings at a rate below 100 kHz, which the HLT reduces in order to record events to disk at about 1 kHz.

An extensive software suite [47] is used in the reconstruction and analysis of real and simulated data, in detector operations, and in the trigger and data acquisition systems of the experiment.

3 Data and simulation

3.1 Data and triggers

The analysis is performed using pp collisions at $\sqrt{s} = 13$ TeV collected by ATLAS in 2015–2018 during stable beam conditions and with all subsystems operational [48]. A total integrated luminosity of 139 fb^{-1} is used, with an uncertainty of 1.7% [49], obtained using the LUCID-2 detector [50] for the primary luminosity measurements.

The data used for this analysis were recorded using several event triggers, as detailed in the following. Signal event candidates were collected with unrescaled $E_{\text{T}}^{\text{miss}}$ triggers [51] having the lowest threshold. In 2015, a threshold of 70 GeV was used, which was subsequently raised multiple times to cope with increasing effects from multiple interactions in the same and neighbouring bunch crossings (pile-up) and it reached 110 GeV during the 2017–2018 data-taking period. Control samples for W and Z backgrounds were recorded with the unrescaled single-lepton and dilepton triggers having the lowest p_{T} thresholds [52, 53]. The thresholds for single-lepton triggers ranged from 20 to 26 GeV for the tightest lepton identification, while for dileptons the thresholds were typically lower, even though the lepton identification was looser. The $E_{\text{T}}^{\text{miss}}$ trigger was also used for the muon control regions, and raised the efficiency for muons by 12%–28% depending on the detector region. The $E_{\text{T}}^{\text{miss}}$ in the trigger is based only on calorimetric measurements and does not include any reconstructed muons, so the muons behave similarly to invisible particles in this trigger. One of the techniques to estimate the multijet background uses inclusive jet-triggered data recorded with a set of single-jet triggers with jet p_{T} thresholds ranging from 15 GeV to ~ 400 GeV [54]. The single-jet triggers with low p_{T} thresholds have significant prescale factors that reduce the data collection rate. To compensate for these factors, which can be as large as $\mathcal{O}(10^6)$, each event is weighted appropriately. After this treatment, a smooth jet p_{T} spectrum is obtained.

3.2 Event simulation

Simulated event samples are used to model both the signal and background processes. The full set of simulated samples is summarised in table 1. The generated events were

Process	Generator	ME order	PDF	Parton shower	Tune
Strong V +jets	SHERPA 2.2.1 and SHERPA 2.2.7 (m_{jj} -filtered)	NLO (up to 2 jets), LO (up to 4 jets)	NNPDF3.0NNLO	SHERPA MEPS@NLO	SHERPA
Electroweak V +jets	HERWIG 7.2.1	NLO (for 2 jets)	MMHT2014NLO	HERWIG angular-order and PYTHIA 8 dipole recoil	HERWIG 7.2
V +jets α_{EW}^3 interference	MADGRAPH5_AMC@NLO	LO	PDF4LHC15	PYTHIA 8	
Strong VV +jets (including $gg \rightarrow VV$ +jets)	SHERPA 2.2.1 or SHERPA 2.2.2	NLO (up to 1 jet), LO (up to 3 jets)	NNPDF3.0NNLO	SHERPA MEPS@NLO	SHERPA
Electroweak VV +jets	SHERPA 2.2.1 or SHERPA 2.2.2	LO	NNPDF3.0NNLO	SHERPA MEPS@LO	SHERPA
$t\bar{t}$	POWHEG BOX v2	NLO	NNPDF3.0NLO	PYTHIA 8	A14
QCD multijet	PYTHIA 8.230	LO	NNPDF2.3LO	PYTHIA 8	A14
ggF Higgs	POWHEG NNLOPS	NNLO	PDF4LHC15NNLO	PYTHIA 8	AZNLO
VBF Higgs	POWHEG	NLO	PDF4LHC15	PYTHIA 8 dipole recoil	AZNLO
VH Higgs	POWHEG BOX v2	NLO	PDF4LHC15	PYTHIA 8	AZNLO

Table 1. Summary of generators used for simulation. The details and the corresponding references are provided in the body of the text.

processed through a simulation [55] of the ATLAS detector geometry and response using GEANT4 [56], and through the same reconstruction software as the data. The effect of pile-up was modelled by adding detector signals from simulated inelastic pp events to the original hard-scattering event. Those were generated with PYTHIA 8.186 [57] using the NNPDF2.3LO set of parton distribution functions (PDFs) [58] and the A3 set of tuned parameters (A3 tune) [59]. The lepton energy scales and resolutions, as well as the lepton reconstruction and identification efficiencies, and the trigger efficiencies in the simulation are corrected to match those measured in data.

3.2.1 V + jets and VV + jets

The dominant backgrounds in this analysis arise from single weak boson production in association with jets, denoted by V +jets, where the boson decays via $Z \rightarrow \nu\nu$ or $W \rightarrow \ell\nu$. The $Z \rightarrow \ell\ell$ decay modes ($\ell = e$ or μ) are also important in constraining the $Z \rightarrow \nu\nu$ contribution. The V +jets production processes defined by $\mathcal{O}(\alpha_{EW}^2)$ diagrams, such as in figure 1(b), are referred to as ‘strong’, while ‘electroweak’ V production is defined by $\mathcal{O}(\alpha_{EW}^4)$ diagrams. The latter is divided into diboson and single boson production. Diboson processes (figure 1(d)) can mimic the signal when one of the two vector bosons decays into jets and the other decays into leptons, which are either neutrinos or ‘lost’ during reconstruction. Electroweak single boson production includes the VBF diagram (figure 1(c)), where the jets originate from the initial-state quarks that radiated the vector bosons.

Similar simulation configurations were used for strong production of single-boson V +jets and for strong and electroweak production of diboson VV +jets. These are based on the SHERPA 2.2 Monte Carlo (MC) generator [60] with the NNPDF3.0NNLO set of PDFs [61]. Parton-shower matching [62] was performed using either the MEPS@LO [63] or MEPS@NLO [63–66] prescription with associated parameters tuned by the SHERPA authors.

Strong production of V +jets was simulated using next-to-leading-order (NLO) matrix elements for up to two partons, and leading-order (LO) matrix elements for up to four partons, calculated with the Comix [67] and OPENLOOPS [68, 69] libraries and the MEPS@NLO prescription. The samples were normalised to a next-to-next-to-leading-order (NNLO) prediction [70]. The simulated Z +jets events were further weighted as function of m_{jj} , such that the ratio of the strong W +jets and Z +jets cross sections matches a dedicated NLO QCD and NLO electroweak calculation in the phase space of a VBF-like signature [41].

The strong V +jets samples were filtered in dijet mass at the matrix-element level to enhance the statistical precision in the region $m_{jj} > 0.8$ TeV, while generating fewer events in the lower m_{jj} regions. With the default CSS merging criterion [66] used in SHERPA, the filter was found to be inefficient due to the possibility of selecting different objects before and after the parton shower. To improve the efficiency of the filter, the k_t algorithm [71, 72] was used as the jet criterion when matching the matrix element to the parton shower. In comparison with the default CSS criterion, the k_t jet criterion classifies more of the forward partons as being above the threshold to be modelled by the matrix element, giving better agreement between the pre- and post-shower m_{jj} values.

Electroweak VBF production of V +jets at NLO was modelled using HERWIG 7.2.1 [73, 74] and the VBFNLO [75] external matrix element. The renormalisation and factorisation scales were set to the parton-level H_T defined as the scalar sum of the p_T of all parton-level jets with $p_T > 20$ GeV. The MMHT2014NLO [76] PDF set was used for the matrix-element calculation. Two sets of samples were generated, one using the default parton shower with angular ordering, and the other using the dipole shower as an alternative.

Additionally, there is a term of $\mathcal{O}(\alpha_{EW}^3)$ from interference between the strong and electroweak production modes. This was modelled independently using MADGRAPH5_AMC@NLO [77]. In the phase space of this search, its contribution was found to be negligible at LO and is therefore not considered further in the background estimation.

Diboson final states (VV) were simulated at NLO accuracy in QCD for up to one additional parton and at LO accuracy for up to three additional parton emissions. Loop-induced $gg \rightarrow VV$ processes were generated using LO-accurate matrix elements for up to one additional parton emission. In both cases, the matrix-element calculations were matched and merged with the parton shower using the MEPS@NLO prescription. Electroweak diboson production in association with two jets ($VVjj$) was simulated at LO accuracy with the MEPS@LO prescription. The diboson samples include only contributions from doubly resonant diboson diagrams, where either one or both bosons decay leptonically. The off-shell component is assumed to be negligible.

3.2.2 $t\bar{t}$, tW , and single top

The production of $t\bar{t}$, the production of a top quark in association with a W boson (tW), and single-top s -channel and t -channel production were modelled using the POWHEG BOX [78–81] v2 generator at NLO with the NNPDF3.0NLO PDF set. For $t\bar{t}$ production, the h_{damp} parameter² was set to $1.5 m_{\text{top}}$ [82]. The events were interfaced to PYTHIA 8.230 to model the parton shower, hadronisation, and underlying event, with parameters set according to the A14 tune [83] and using the NNPDF2.3LO set of PDFs. The decays of bottom and charm hadrons were performed by EVTGEN 1.6.0 [84].

3.2.3 QCD multijet

QCD multijet production was modelled using PYTHIA 8.230 with leading-order matrix elements for dijet production interfaced to a p_T -ordered parton shower. The squared renormalisation and factorisation scales were set to the geometric mean of the squared transverse masses of the two outgoing particles, $\sqrt{(p_{T,1}^2 + m_1^2)(p_{T,2}^2 + m_2^2)}$. The NNPDF2.3LO PDF set was used in the matrix-element generation, the shower, and in the simulation of the multi-parton interactions. The A14 tune was used. Perturbative uncertainties are estimated through event weights [85] that encompass variations of the scales at which the strong coupling constant is evaluated for the initial- and final-state showers as well as the effect of the PDF uncertainty on the shower and the non-singular part of the splitting functions.

3.2.4 Signal

This analysis targets VBF Higgs boson production. The small contributions from the ggF and VH Higgs boson production processes passing the analysis selection are also treated as signal. The invisible decay of the Higgs boson for ggF, VH , and VBF was simulated using the SM $H \rightarrow ZZ^* \rightarrow \nu\bar{\nu}\nu\bar{\nu}$ decay, assuming a branching fraction into this final state of 100%. The difference between this and decays into new invisible particles is negligible, as the Higgs boson is always produced on-shell for any of the scenarios this analysis is sensitive to. Events produced via VBF $H \rightarrow W^*W$ also enter the control regions and were modelled using that same set of generators.

Higgs boson production via gluon-gluon fusion was simulated at NNLO accuracy in QCD using the POWHEG NNLOPS program [79–81, 86, 87]. The simulation achieves NNLO accuracy for arbitrary inclusive $gg \rightarrow H$ observables by reweighting the Higgs boson rapidity spectrum from HJ-MINLO [88–90] to that from HNNLO [91]. The PDF4LHC15nnlo PDF set [92] and the AZNLO tune of PYTHIA 8 were used. The gluon-gluon fusion prediction from the Monte Carlo samples was normalised to the next-to-NNLO cross section in QCD plus NLO electroweak corrections [33, 93–102].

The $qq \rightarrow VH$ production processes were simulated to NLO accuracy in QCD using the POWHEG BOX v2 generator with the PDF4LHC15 set of PDFs.

²The h_{damp} parameter is a resummation damping factor and one of the parameters that controls the matching of POWHEG matrix elements to the parton shower and thus effectively regulates the high- p_T radiation against which the $t\bar{t}$ system recoils.

Higgs boson production via VBF processes was modelled with POWHEG [79–81, 103] and interfaced with PYTHIA 8 for parton showering, using the dipole recoil scheme, and non-perturbative effects. The POWHEG prediction is accurate to NLO and tuned to match calculations with effects due to finite heavy-quark masses and soft-gluon resummations up to next-to-next-to-leading-logarithm accuracy. The PDF4LHC15 PDF set and the AZNLO tune of PYTHIA 8 were used. The MC prediction was normalised to an approximate-NNLO QCD cross section [104–106]. NLO electroweak (EWK) corrections to VBF Higgs boson ($m_H = 125$ GeV) production were computed separately using HAWK [107]. This was achieved by applying a reweighing factor of $1 - \alpha_{\text{NLO EWK}}^{\text{HAWK}}$ to the POWHEG events described above, where $\alpha_{\text{NLO EWK}}^{\text{HAWK}} = -0.000350 \text{ GeV}^{-1} \cdot p_{\text{T}}^{\text{Higgs}} - 0.0430$. This correction was derived in a kinematic region defined by mimicking the analysis selection requirements on jet p_{T} , $\Delta\eta_{\text{jj}}$, and m_{jj} .

Additional VBF samples with lighter or heavier Higgs bosons were generated in a mass range from 50 GeV to 2 TeV to allow interpretation of the results in scenarios with massive scalar mediators. The parameter values used in the production of these samples are exactly the same as those for the main signal sample; the only difference is the Higgs boson mass. The samples with alternative Higgs boson masses were processed with a fast simulation [55] which relies on a parameterisation of the calorimeter response [108] instead of the full GEANT4-based simulation.

For the background estimation, the normalisation of all Higgs boson samples also accounts for the decay branching fraction calculated with HDECAY [109–111] and PROPHECY4F [112–114].

4 Object and event selection

4.1 Object definitions and event cleaning

Each event is required to have a primary vertex, which is the vertex with the highest sum of squared transverse momenta from at least two associated tracks with $p_{\text{T}} > 0.5$ GeV [115].

Electrons are reconstructed by matching clustered energy deposits in the EM calorimeter to a track in the ID [116], including the transition regions between barrel and endcap EM calorimeters at $1.37 < |\eta| < 1.52$. Electron candidates must satisfy $p_{\text{T}} > 4.5$ GeV, $|\eta| < 2.47$, and a ‘loose’ identification criterion. Depending on the p_{T} and $|\eta|$ range, muons are reconstructed as either an ID track matched to an MS track or track segment(s), an ID track matched to a calorimeter energy deposit compatible with a minimum-ionising particle, or an MS track passing a requirement on compatibility with originating from the IP [117]. Muon candidates must satisfy $p_{\text{T}} > 4$ GeV, $|\eta| < 2.7$, and a ‘very loose’ identification criterion. No isolation requirements are placed on electron and muon candidates.

To be considered as a ‘signal lepton’ stemming from a leptonic decay of a vector boson or a τ -lepton, the leading lepton has to have $p_{\text{T}} > 30$ GeV and fulfil a ‘loose’ isolation criterion. For events with one lepton, i.e. for the control samples used to constrain the background from $W(\rightarrow \ell\nu) + \text{jets}$ processes, the lepton identification uses a ‘tight’ (‘medium’) criterion for electrons (muons) [116, 117]. If two leptons are required, as in the $Z \rightarrow \ell\ell$ control region,

the identification uses ‘loose’ criteria for electrons and muons. Furthermore, the lepton has to be compatible with originating from the primary vertex.

Photon candidates are reconstructed from clustered energy deposits in the EM calorimeter [116]. To be considered by the analysis, photons are required to have $p_T > 20$ GeV, to fulfil ‘tight’ identification and isolation criteria and to be within $|\eta| < 2.37$, excluding the transition regions between barrel and endcap EM calorimeters. Events that contain an isolated photon are rejected to ensure orthogonality to other ATLAS analyses [118].

Particle-flow (PFlow) jets are constructed using the anti- k_t algorithm [119, 120] with a radius parameter of $R = 0.4$, using charged constituents associated with the primary vertex and neutral PFlow constituents as inputs [121]. Jets are calibrated to the particle scale using a sequence of corrections, including pile-up subtraction and in situ calibration [122].

Jets are required to have $p_T > 20$ GeV and $|\eta| < 4.5$. For jets with $p_T < 60$ GeV and $|\eta| < 2.5$, the jet vertex tagger (JVT) discriminant is used to identify jets originating from the hard-scatter interaction through the use of tracking and vertexing information [123]. The chosen selection criterion accepts hard-scatter jets with an efficiency of about 97%. If either of the two leading jets has $|\eta| > 2.5$ and $p_T < 120$ GeV, it must satisfy a threshold for the forward jet vertex tagger (fJVT) discriminant [124, 125] that has an efficiency for hard-scatter jets of about 93% and rejects about 58% of pile-up jets with $p_T > 50$ GeV. To further suppress the multijet background for selections with $E_T^{\text{miss}} < 200$ GeV a tighter fJVT criterion has to be satisfied, which has an efficiency of 70%–90% for hard-scatter jets and rejects more than 80% of pile-up jets depending on the p_T and η for jets with $p_T > 50$ GeV.

Jets containing b -hadrons (b -jets) are identified using a multivariate discriminant (MV2c10) [126]. The chosen criterion is estimated to have 77% efficiency for selecting b -jets in an inclusive $t\bar{t}$ sample, with associated rejection factors of 5 and 134 for jets with charm and without heavy-flavour content, respectively.

To avoid double counting of energy deposits, the reconstructed objects are required to be separated in (y, ϕ) -space according to the procedure detailed in table 2. For leptons in the vicinity of jets, the ΔR threshold depends on the transverse momentum of the lepton to account for the collimation of boosted objects.

The missing transverse momentum, with magnitude E_T^{miss} , is defined as the negative vectorial sum of the transverse momenta of all selected electrons, muons, photons, and jets, as well as tracks compatible with the primary vertex but not matched to any of those objects; this last contribution is called the ‘soft term’ in ATLAS analyses [127, 128]. In the control samples with one or two signal leptons, the E_T^{miss} is adjusted such that these leptons are treated as invisible particles and referred to as ‘ E_T^{miss} (without leptons)’. For the $W_{e\nu}$ control regions (see section 5.1), an E_T^{miss} significance variable is used to enrich the sample with multijet events containing a fake electron, i.e. a jet that is misidentified as an electron:

$$S_{\text{MET}} = \frac{E_T^{\text{miss}}}{\sqrt{p_T^{j1} + p_T^{j2} + p_T^e}},$$

where the upper indices specify the two highest- p_T jets (j1 and j2) as well as the electron (e). To suppress the background from multijet events for which the E_T^{miss} stems from

Remove	Keep	Matching criteria
electron	electron	shared inner-detector track, electron with lower p_T removed
muon	electron	muon with calorimeter energy deposits and shared inner-detector track
electron	muon	shared inner-detector track
photon	electron	$\Delta R < 0.4$
photon	muon	$\Delta R < 0.4$
jet	electron	$\Delta R < 0.2$
electron	jet	$\Delta R < \min(0.4, 0.04 + 10 \text{ GeV}/p_T^e)$
jet	muon	number of tracks < 3 and $\Delta R < 0.2$
muon	jet	$\Delta R < \min(0.4, 0.04 + 10 \text{ GeV}/p_T^\mu)$
jet	photon	$\Delta R < 0.4$

Table 2. Overview of the overlap removal procedure applied to pairs of objects and the corresponding matching criteria, listed according to priority.

unidentified pile-up jets, or jets mistagged as pile-up, the variable $p_T^{\text{all-jets}}$ is defined as the magnitude of the vectorial sum of the transverse momenta of all jets with $p_T > 20 \text{ GeV}$, including jets tagged as pile-up jets.

Several requirements are applied to suppress non-collision background events [129] with fake jets that do not stem from collisions at the IP. Such fake jets can be caused by electronic noise, and jets from collisions are identified by requiring a good fit to the expected pulse shape for each constituent calorimeter cell. Another source of fake jets are beam-halo interactions with the LHC collimators. Those jets are identified by requirements on their energy distribution in the calorimeters and the fraction of their constituent tracks that originate from the primary vertex. The event is rejected if any selected jet is identified as a fake jet.

4.2 Signature from vector-boson fusion

The VBF process exhibits characteristic features which are exploited in this analysis. The two leading jets are typically in opposite hemispheres of the detector and are more forward than jets from non-VBF processes at a comparable parton interaction scale $\sqrt{\hat{s}}$. This leads to large values of the pseudorapidity separation $\Delta\eta_{jj}$ and dijet invariant mass m_{jj} . In QCD multijet events, the two leading jets exhibit a characteristic back-to-back topology ($\Delta\phi_{jj} \sim \pi$) in the transverse plane, while for the VBF signal, the Higgs boson tends to have significant p_T , which results in smaller values of the azimuthal separation $\Delta\phi_{jj}$. Hence, a selection based on $\Delta\phi_{jj}$ is an effective way to suppress the multijet background.

Another distinct feature of the VBF process is the reduced hadronic activity within the rapidity gap between the two leading jets, caused by the absence of colour connection between the two quarks. Therefore, strong $V+$ jets production can be significantly suppressed by requiring that no further jet with $p_T > 25 \text{ GeV}$ is present. However, initial- and final-state radiation in VBF processes can result in additional jets with $p_T > 25 \text{ GeV}$. Therefore, to enhance the sensitivity of the analysis, events with three or four jets are considered as well, but with additional requirements. The centrality C_i of a third- and fourth-highest- p_T jet

($i = j3$ and $i = j4$) [130] is defined as

$$C_i = \exp\left(-\frac{4}{(\eta^{j1} - \eta^{j2})^2} \left(\eta^i - \frac{\eta^{j1} + \eta^{j2}}{2}\right)^2\right).$$

QCD processes tend to have sub-leading jets emitted close to the midpoint of the rapidity gap, which gives $C_i \approx 1$, while sub-leading jets from final-state radiation in a VBF process tend to have smaller values of C_i . Another observable that tests whether a sub-leading jet is compatible with having been radiated from one of the two leading jets in the VBF process is the smaller of the values of the invariant mass of this sub-leading jet and one of the two leading jets, relative to m_{jj} :

$$m_i^{\text{rel}} = \frac{\min\{m_{j1,i}, m_{j2,i}\}}{m_{jj}}.$$

Small values of m_i^{rel} indicate that the additional jet is compatible with final-state radiation.

4.3 Event selection

To enter the signal region (SR), the following event requirements must be satisfied:

- The event contains no lepton candidate, nor a photon.
- The event has two, three or four jets with $p_T > 25$ GeV that fulfil the JVT requirement if they have $|\eta| < 2.5$.
- The leading and sub-leading jets have $p_T > 80$ GeV and 50 GeV, respectively. Both jets must fulfil fJVT requirements if they have $|\eta| > 2.5$ and $p_T < 120$ GeV.
- To ensure orthogonality to other searches, it is required that not more than one of the jets are b -tagged. The fraction of events removed by this requirement is less than 0.02% because most of the jets are outside the acceptance of the tracking detector.
- Any existing third ($i = j3$) or fourth ($i = j4$) jet must have $C_i < 0.6$ and $m_i^{\text{rel}} < 0.05$, to be compatible with VBF final-state radiation.
- The event has $E_T^{\text{miss}} > 160$ GeV, which strongly suppresses the multijet background.
- The soft term of the E_T^{miss} is smaller than 20 GeV. This requirement removes events with $W \rightarrow \mu\nu$ decays where the muon is not identified but is reconstructed as a track.
- Further suppression of the multijet background is achieved by requiring $p_T^{\text{all-jets}} > 140$ GeV.
- The two leading jets are not back-to-back: $\Delta\phi_{jj} < 2$.
- The two leading jets must fulfil the VBF topology requirements of opposite longitudinal hemispheres ($\eta^{j1} \cdot \eta^{j2} < 0$), large pseudorapidity separation ($\Delta\eta_{jj} > 3.8$), and large invariant mass ($m_{jj} > 0.8$ TeV).

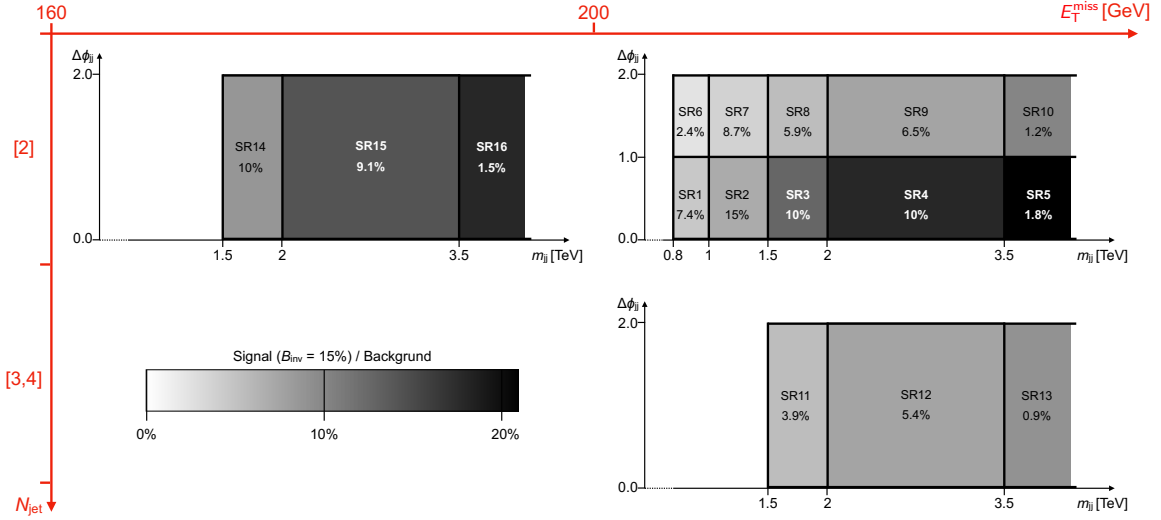


Figure 2. Schematic view of the 16 bins in the signal region. The shading indicates the signal-to-background ratio, assuming a branching fraction of the Higgs boson to invisible particles of $B_{\text{inv}} = 0.15$. The percentage gives the approximate contribution of signal from invisibly decaying Higgs bosons to each of the bins relative to the total signal yield in the inclusive SR.

For the VBF process, which contributes approximately 90% of the signal events in the SR, the selection efficiency for an invisibly decaying Higgs boson is about 1.1%. For the ggF process, the selection efficiency is two orders of magnitude smaller. The selected events in the SR are separated into 16 bins of different signal purity. Events with exactly two jets and $E_T^{\text{miss}} > 200$ GeV are separated into five m_{jj} bins (0.8–1.0 TeV, 1.0–1.5 TeV, 1.5–2.0 TeV, 2.0–3.5 TeV, > 3.5 TeV) and are further separated into two bins with $\Delta\phi_{\text{jj}} < 1$ and $1 \leq \Delta\phi_{\text{jj}} < 2$. This results in ten SR bins for two-jet events. The highest signal-to-background ratio is obtained for the largest values of m_{jj} , while the lower range in $\Delta\phi_{\text{jj}}$ also shows better background suppression. Events with three or four jets and $E_T^{\text{miss}} > 200$ GeV form another three bins defined by three m_{jj} ranges: 1.5–2.0 TeV, 2.0–3.5 TeV, and > 3.5 TeV. Finally, the same three m_{jj} intervals are used to define three more bins with two jets but $160 \text{ GeV} < E_T^{\text{miss}} \leq 200 \text{ GeV}$. A schematic view of the binning strategy is shown in figure 2.

5 Background estimation

Events from V +jets processes comprise about 95% of the background that enters the SR and their contributions are estimated using dedicated control regions (CRs). A smaller contribution arises from multijet (MJ) processes and is estimated from data. Minor backgrounds from $t\bar{t}$, VV , VVV , and VBF H production are estimated by MC simulation.

5.1 V + jets background

The backgrounds in the SR from V +jets processes are challenging to model, and hence have large associated theoretical uncertainties. To improve the estimation of these backgrounds, a

data-driven technique is implemented that uses CRs defined in kinematic regions analogous to the SR but containing selected $Z(\rightarrow \ell\ell) + \text{jets}$ and $W(\rightarrow \ell\nu) + \text{jets}$ events. The CRs are divided into 16 bins following the same selection in m_{jj} , $\Delta\phi_{\text{jj}}$, $E_{\text{T}}^{\text{miss}}$, and N_{jet} as for the SR, but using ‘ $E_{\text{T}}^{\text{miss}}$ (without leptons)’ instead of $E_{\text{T}}^{\text{miss}}$. By construction, the strong and electroweak $V + \text{jets}$ processes are probed simultaneously in those CR bins.

The $Z_{\ell\ell}$ CR is based on the same selection criteria as the SR, but the lepton veto is replaced by a requirement of exactly two same-flavour opposite-sign ‘signal leptons’ (ℓ) with $|m_{\ell\ell} - m_Z| < 25 \text{ GeV}$. The p_{T} threshold for the leading lepton is 30 GeV, while for the sub-leading lepton no further requirement on p_{T} is applied. To suppress contamination from VV and VVV production, as well as contributions from VBF $H \rightarrow W^*W$ or $H \rightarrow \tau^+\tau^-$, the events are required to have $E_{\text{T}}^{\text{miss}} < 70 \text{ GeV}$, where the leptons are included in the $E_{\text{T}}^{\text{miss}}$ calculation. This exploits the fact that events from those processes are expected to have larger amounts of $E_{\text{T}}^{\text{miss}}$, due to the neutrinos produced by leptonically decaying W bosons or τ -leptons, than events from $Z(\rightarrow \ell\ell) + \text{jets}$ processes, for which the $E_{\text{T}}^{\text{miss}}$ arises mainly from jet mismeasurements and peaks at values of $\mathcal{O}(10 \text{ GeV})$. These selection criteria ensure a purity in $Z + \text{jets}$ events greater than 90% for all bins. A comparison of the observed yields in the $Z_{\ell\ell}$ CR and the expectation from simulation is shown for selected distributions in figure 3.

The W CRs require exactly one ‘signal lepton’ with $p_{\text{T}} > 30 \text{ GeV}$. The remaining selection criteria are identical to those of the signal region. Events that pass these requirements are separated according to the lepton flavour. The single-electron sample is expected to have a contribution of events with fake electrons originating from multijet processes in which a jet is misidentified as an isolated electron. To suppress this contribution, the events in the single-electron control region ($W_{e\nu}$ CR) are also required to satisfy $S_{\text{MET}} > 4\sqrt{\text{GeV}}$. The single-electron events that fail this S_{MET} selection define the ‘fake- e CR’, which is enriched with fake electrons since multijet events have no or very little $E_{\text{T}}^{\text{miss}}$ and hence are expected to have low S_{MET} values, as checked in simulation. In this CR, the fake-electron contribution can be extracted in all 16 bins by subtracting from the data the MC predictions for processes with real electrons. To evaluate the fake-electron background in the $W_{e\nu}$ CR, another control region ($W_{e\nu}$ anti-ID) enriched with fake electrons is defined with the electron passing a loose identification requirement but not the tight one for ‘signal leptons’ (figure 4(a)). For this selection the ratio R_S of the number of data events with high S_{MET} to the number with low S_{MET} is calculated after the W , Z , VV , VVV and $t\bar{t}$ backgrounds are subtracted. The average R_S for all 16 bins is 0.12 ± 0.01 and its value is evaluated for each m_{jj} range for $160 \text{ GeV} < E_{\text{T}}^{\text{miss}} < 200 \text{ GeV}$ and $E_{\text{T}}^{\text{miss}} > 200 \text{ GeV}$ separately. The fake-electron contribution entering bin i of the $W_{e\nu}$ CR is evaluated as $R_{S,i} \cdot n_{\text{fake-}e,i}$, where $n_{\text{fake-}e,i}$ is the excess of data events over the expected prompt background in the corresponding bin of the ‘fake- e CR’. This procedure assumes that the identification efficiencies of electrons and S_{MET} are uncorrelated.

A small contribution of events with fake muons from misidentified jets is expected in the $W_{\mu\nu}$ control region. This contribution is estimated similarly to the fake-electron contribution in the $W_{e\nu}$ CR discussed above. Since events with fake muons tend to contain a significant amount of $E_{\text{T}}^{\text{miss}}$, the variable S_{MET} is not well suited to increasing the contribution of

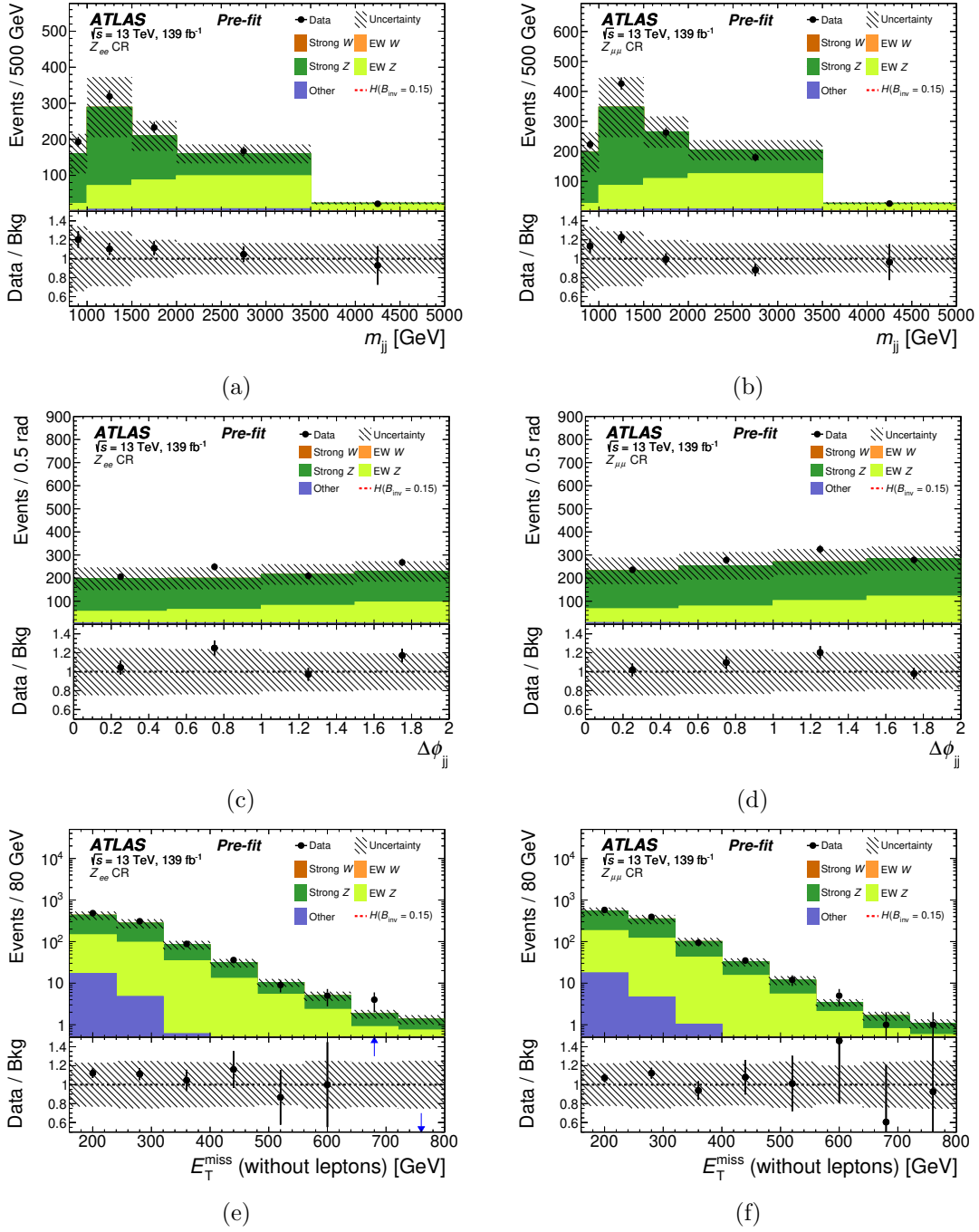


Figure 3. Observed and predicted distributions of m_{jj} , $\Delta\phi_{jj}$, and E_T^{miss} (without leptons) in the $Z\ell\ell$ control regions, separately for $Z \rightarrow e^+e^-$ ((a), (c), and (e)) and $Z \rightarrow \mu^+\mu^-$ ((b), (d), and (f)). The MC predictions are normalised to cross sections times luminosity and are shown prior to the likelihood fit. Minor contributions from $t\bar{t}$, VV , VVV , and VBF H with $H \rightarrow \tau^+\tau^-$ or $H \rightarrow W^*W$ are combined and labelled ‘other’. The tiny contributions from W +jets processes are not visible for the given value range. The hatched band indicates statistical and experimental systematic uncertainties. The dielectron and dimuon channels are combined to a dilepton CR in the statistical analysis.

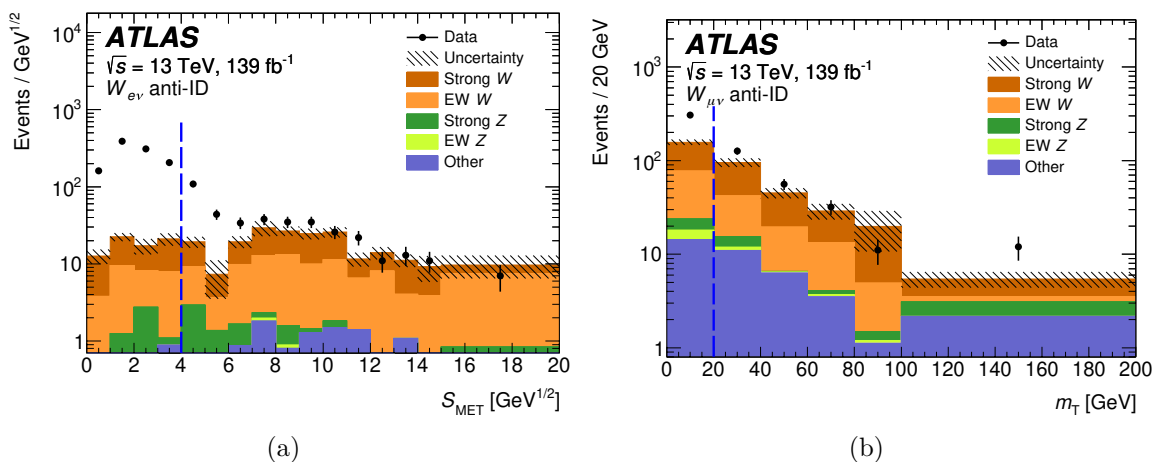


Figure 4. The figure labelled (a) shows a comparison of the S_{MET} distribution in data and simulation for the $W_{e\nu}$ anti-ID control region, for which the electron passes a loose identification criterion but not the tight one. The figure labelled (b) shows a comparison of the transverse mass m_T distribution in data and simulation for the $W_{\mu\nu}$ anti-ID control region, for which the muon candidate does not pass the loose identification criterion. Minor contributions from $t\bar{t}$, VV , VVV , and VBF H with $H \rightarrow \tau^+\tau^-$ or $H \rightarrow WW^*$ are combined and labelled ‘other’. The excesses in data, observed at low S_{MET} and low m_T values, are caused by multijet events containing a fake lepton. The hashed bands display the combined uncertainty from MC sample sizes and experimental sources.

events with W boson decays. Instead, events in the single-muon control region ($W_{\mu\nu}$ CR) must have a large transverse mass $m_T = \sqrt{2E_T^\ell E_T^{\text{miss}}(1 - \cos \phi(\ell, E_T^{\text{miss}}))} > 20$ GeV for the muon candidate. Events that fail this additional requirement form the ‘fake- μ ’ control region. The requirement on m_T suppresses fake muons, as those are typically aligned with the direction of the missing transverse momentum and consequently exhibit smaller values of m_T . The contribution of events with fake muons to each bin i of the $W_{\mu\nu}$ CR is given by $R_M \cdot n_{\text{fake-}\mu,i}$. Here, $n_{\text{fake-}\mu,i}$ is the excess of data events over the expected prompt background in the corresponding bin of the ‘fake- μ ’ CR and R_M is the ratio of the number of events with $m_T > 20$ GeV to the number with $m_T < 20$ GeV. To determine R_M from the data, another control region ($W_{\mu\nu}$ anti-ID) enriched with fake muons is defined with a muon candidate being present, but not passing the loose identification requirement for ‘signal muons’ (figure 4(b)). For this method, we assume no correlation of the identification efficiencies of muons and m_T . As before, the W , Z , VV , and $t\bar{t}$ backgrounds are subtracted from the observed yields in the $W_{\mu\nu}$ anti-ID control region. No statistically significant dependence of R_M on m_{jj} is observed and its averaged value is 0.29 ± 0.15 , where the uncertainty is from the limited number of events in the anti-ID control region. A comparison of the observed yield in the W CRs and the expectation from simulation is shown in figure 5.

The event yield in the $Z_{\ell\ell}$ CR is significantly lower than that of the $Z \rightarrow \nu\nu$ background in the SR because of the small branching fraction of $Z \rightarrow \ell\ell$ and the need to identify two leptons within the detector acceptance. Therefore, using only the $Z_{\ell\ell}$ CR to constrain the Z background in the SR results in sizeable statistical uncertainties that limit the sensitivity

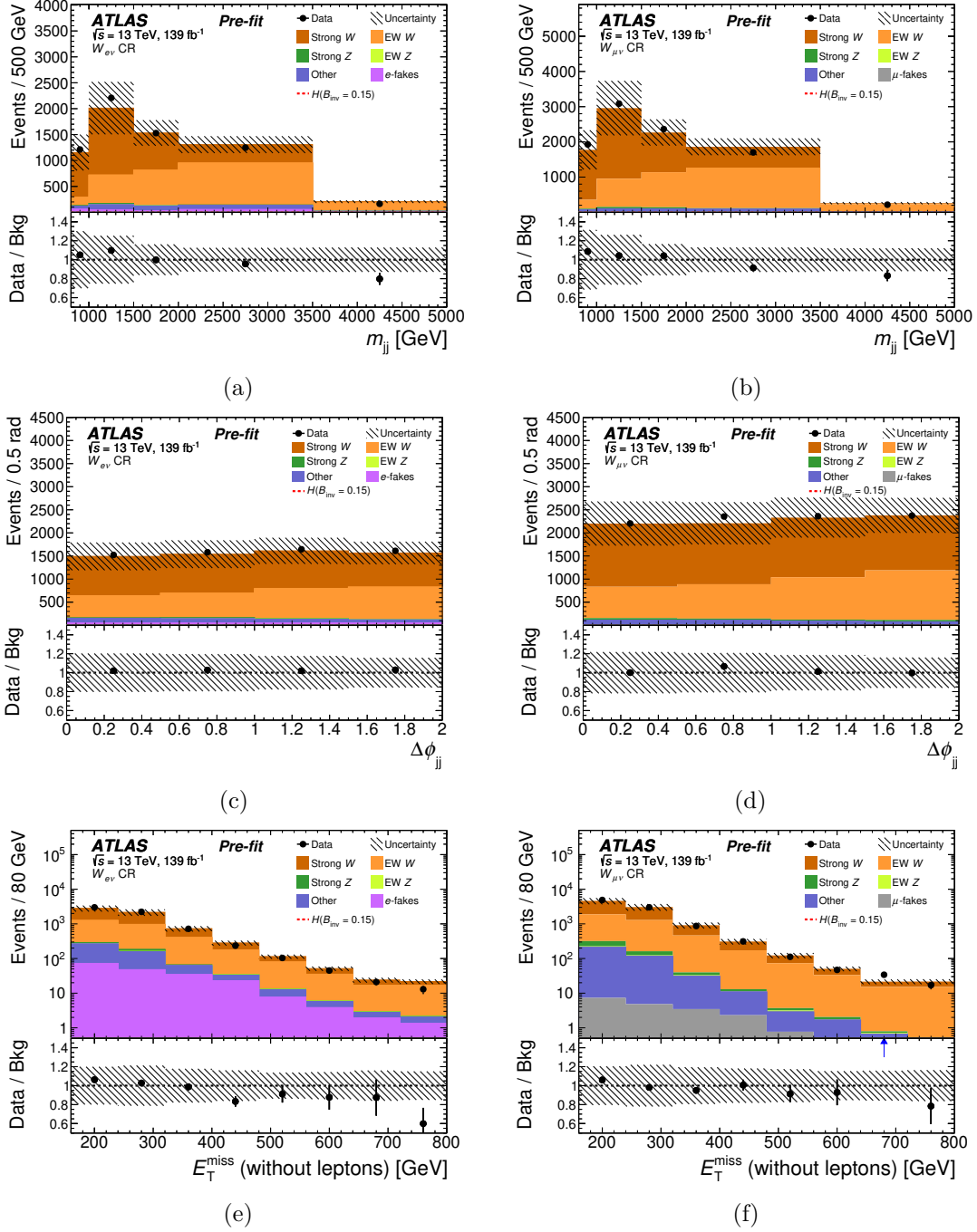


Figure 5. Observed and predicted distributions of m_{jj} , $\Delta\phi_{jj}$, and E_T^{miss} (without leptons) in the $W_{e\nu}$ ((a), (c), and (e)) and $W_{\mu\nu}$ ((b), (d), and (f)) control regions. The MC predictions are normalised to cross sections times luminosity and are shown prior to the likelihood fit. The small contribution from fake electrons is the expected contribution after the combined likelihood fit. Minor contributions from $t\bar{t}$, VV , VVV , and VBF H with $H \rightarrow \tau^+\tau^-$ or $H \rightarrow W^*W$ are combined and labelled ‘other’. The hatched band indicates statistical and experimental systematic uncertainties.

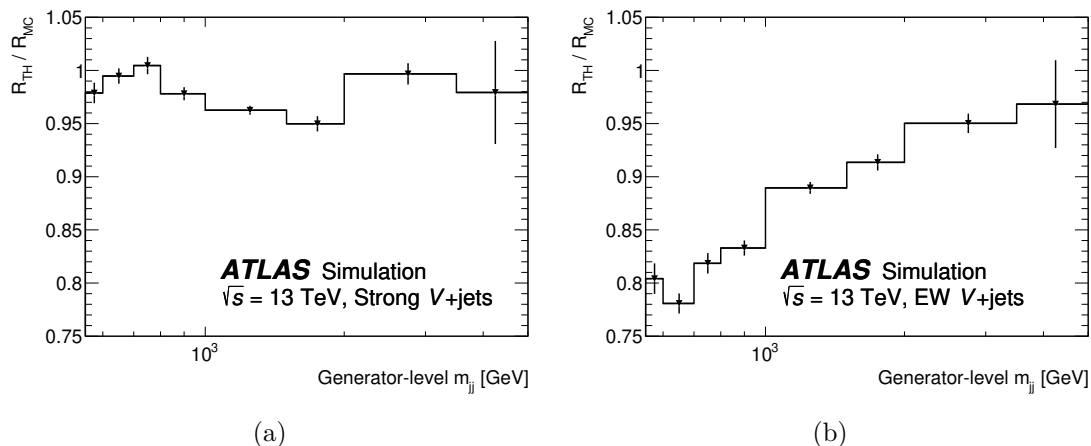


Figure 6. The double ratio $\mathcal{R}_{\text{TH}}^{Z/W} / \mathcal{R}_{\text{MC}}^{Z/W}$ as a function of generator-level m_{jj} , which is used to correct the (a) strong and (b) electroweak V + jets simulation to achieve state-of-the art precision for the ratio of Z + jets to W + jets cross sections in the phase-space of a VBF-like signature as detailed in Reference [41], which is similar to the kinematic region targeted by the analysis. The error bars show the statistical uncertainty of the simulation.

of the analysis. To improve the Z + jets background estimation, the $W_{\ell\nu}$ CRs are used to determine not only the W + jets contribution to the SR, but also the Z + jets background. This is motivated by the similarity of the W + jets and Z + jets processes: they have identical QCD couplings for the hadronic part of the process, with only small differences in the mass, spin- and flavour structure. This approach requires an accurate estimate of the ratio $\mathcal{R}_{\text{TH}}^{Z/W}$ of the Z + jets and W + jets cross sections, which is provided by a dedicated NLO QCD and NLO electroweak calculation in the phase space of a VBF-like signature separately for the electroweak and strong processes [41]. The ratio $\mathcal{R}_{\text{TH}}^{Z/W}$ is evaluated as a function of generator-level m_{jj} , and the expectations for Z + jets processes in all CRs and SRs are reweighted by $\mathcal{R}_{\text{TH}}^{Z/W} / \mathcal{R}_{\text{MC}}^{Z/W}$ where $\mathcal{R}_{\text{MC}}^{Z/W}$ is the Z to W cross-section ratio in the same VBF-like region as is used for the numerator, with ‘MC’ being SHERPA for strong V + jets samples and HERWIG for electroweak V + jets samples. The correction to the strong Z + jets prediction is below 5% across the whole m_{jj} range (figure 6(a)); however, for the electroweak Z + jets prediction it varies between 20% at low m_{jj} values and 5% at large m_{jj} values (figure 6(b)). The main reasons for these significant corrections at low m_{jj} are missing NLO s -channel contributions [131] and missing interference between s - and t -channel processes in the simulated event samples.

5.2 Multijet background

Events from multijet processes have momentum balance in the transverse plane at generator level, but can have some $E_{\text{T}}^{\text{miss}}$ due to neutrinos produced in subsequent decays of c - and b -hadrons. At reconstruction level, significant $E_{\text{T}}^{\text{miss}}$ can occasionally be produced by experimental effects, primarily fluctuations in the detector’s response to jets, quantified by the jet energy resolution (JER), but also effects such as very energetic jets not having their energy fully deposited within the calorimeters (‘punch-through’) and misclassification of jets

as originating from the hard-scatter interaction or a pile-up interaction. The signal selection is designed to heavily suppress such events through the requirement of large E_T^{miss} and small $\Delta\phi_{jj}$. However, in the presence of high pile-up activity a combination of jet mismeasurement and mistagging of pile-up jets can produce signal-like topologies. In such cases, it is possible that the two highest- p_T jets in the event originate from different scattering processes and thus are uncorrelated and can have a small $\Delta\phi_{jj}$ separation. Furthermore, each of the two jets would have its own hadronic recoil system. In most of these cases, the hadronic recoil to the selected jets will result in additional reconstructed jets, and the event will not pass the SR selection. However, some or all of these additional jets might be lost, either because their reconstructed p_T is below the jet p_T requirement or because they are misclassified by the pile-up tagging. The latter effect is a source of E_T^{miss} that is of particular interest for the investigated signature since one or both of the leading jets are often located outside the tracker acceptance, where the pile-up tagging is less efficient.

The multijet background is estimated using two independent methods: a modified version of the ‘Rebalance and Smear’ (R+S) technique used in previous analyses [27, 132] and a novel data-driven approach, called the ‘pile-up-CR method’, using multijet-enriched control regions. These methods use different approaches and independent data sets to obtain predictions of the multijet background in each SR bin with associated uncertainties. As further detailed below, the final multijet estimate is obtained using either the more precise method, with the other prediction providing validation, or in some parts of the SR a combination of the estimates from the two methods. An overview of all control regions used for the estimation and validation of the multijet background is presented in table 3.

The R+S method has two distinct steps. First, a multijet event sample is constructed in which each event exhibits momentum balance in the transverse plane and hence approximates the particle level. Next, the detector response and event reconstruction is emulated multiple times per event, which will occasionally produce events that fulfil the SR requirements. The R+S method is performed twice using different input events, namely single-jet-triggered data events and simulated multijet events. These approaches make different assumptions and result in two separate predictions. Each jet is classified as either a hard-scatter (HS) jet or a pile-up (PU) jet. When simulated events are used, a jet is identified as a HS jet if it is matched with $\Delta R < 0.1$ to a generator-level jet from the hard-scatter process, while jets that are not matched are classified as PU jets. Events are only considered further if the transverse momentum imbalance calculated from all matched generator-level jets is less than 35 GeV. This ensures that all significant HS jets have been identified. The subset of events with two or more HS jets but no PU jet with $p_T > 50$ GeV defines a HS-only sample, while the HS+PU sample contains events with two or more HS jets and at least one PU jet with $p_T > 50$ GeV. When data events are used, HS jets cannot be identified by a ΔR matching to generator-level jets. Instead, information from the pile-up tagging is used. Those with no pile-up-tagged jets with $p_T > 25$ GeV define the HS-only sample. PU jets stemming from the same scattering process are identified by requiring two pile-up-tagged jets with $p_T > 25$ GeV, which also fulfil the requirements that their average p_T is above 40 GeV and that they are back-to-back ($\Delta\phi_{jj} > 2.7$). Events with exactly two such jets define the HS+PU sample. If simulated events are used as input, the advantage is a clean

Region	Definition	Binned	Purpose
MJ CR	$100 \text{ GeV} < E_T^{\text{miss}} < 200 \text{ GeV}$ and $m_{\text{jj}} > 400 \text{ GeV}$ $N_{\text{jet}} = 2$, $\Delta\eta_{\text{jj}} > 2.5$ no requirement on $p_T^{\text{all-jets}}$	no	Determine HS-only and HS+PU composition
low- m_{jj} CR	$150 \text{ GeV} < E_T^{\text{miss}} < 200 \text{ GeV}$ $2 \leq N_{\text{jet}} \leq 4$, $200 \text{ GeV} < m_{\text{jj}} < 800 \text{ GeV}$ $\Delta\eta_{\text{jj}} > 2.5$, ($ \eta^{j1} > 2.4$ or $ \eta^{j2} > 2.4$) $\Delta\phi_{\text{jj}} < 1$, no requirement on $p_T^{\text{all-jets}}$	no	Multijet (R+S) normalisation Estimate non-closure uncertainty
mid- m_{jj} CR	$160 \text{ GeV} < E_T^{\text{miss}} < 200 \text{ GeV}$ $N_{\text{jet}} = 2$, $800 \text{ GeV} < m_{\text{jj}} < 1500 \text{ GeV}$ $\Delta\phi_{\text{jj}} < 1$, no requirement on $p_T^{\text{all-jets}}$	no	Same as low- m_{jj} CR
pile-up CR	$ \eta^{j1} > 2.4$ and j1 is PU tagged no pile-up-tagging requirement for j2 $2 \leq N_{\text{jet}} \leq 4$ no m_i^{rel} requirement for $1 < \Delta\phi_{\text{jj}} < 2$	yes	Scaled by R_{MJ} to obtain multijet yield in SR
low-MET CR	$100 \text{ GeV} < E_T^{\text{miss}} < 160 \text{ GeV}$	yes	Numerator of R_{MJ}
low-MET PU-CR	same as pile-up CR, but $100 \text{ GeV} < E_T^{\text{miss}} < 160 \text{ GeV}$	yes	Denominator of R_{MJ}
low-MET VR	$110 \text{ GeV} < E_T^{\text{miss}} < 150 \text{ GeV}$ loose fJVT requirement no requirement on $p_T^{\text{all-jets}}$	no	Performance check of pile-up CR method

Table 3. Control regions used for the multijet background estimation. Only changes relative to the SR selection are given. The third column shows if a the control region is binned in $\Delta\phi_{\text{jj}}$ and m_{jj} like the signal region. Except for the MJ CR, which uses single-jet-triggered data, all control regions use E_T^{miss} -triggered data.

separation of the HS and PU jets by using available generator-level information. If data events are used as input, the method relies on pile-up tagging to identify the PU jets, which is less efficient. But in the latter case, the method takes the pile-up contribution from data, which is expected to be more accurate than if it were taken from simulation.

The HS jets are ‘rebalanced’, i.e. the momenta of the jets are adjusted within their experimental resolution such that no transverse momentum imbalance is present. If simulated seed events are used, PU jets remain unchanged in this procedure, but if seed events from data are used the two back-to-back PU jets are rebalanced as well. The rebalanced jets are then ‘smeared’ according to the expected jet response function, which is evaluated using simulated events and parameterised as a function of jet energy and η separately for light- and heavy-flavour jets. Following the smearing step, the pile-up jet tagging (JVT and fJVT selection) is re-evaluated since the selection efficiency depends on the jet momentum, which is altered during the smearing. To account for large event weights stemming from huge cross sections for some simulated processes or large prescale factors for single-jet triggers, the events are smeared up to 8000 times with accordingly reduced event weights. Since significant fluctuations of the jet response are the primary source of E_T^{miss} in multijet events, the tails of the jet response function are sampled with increased probability for the three leading jets. To further increase the size of the HS+PU sample, the HS and PU components

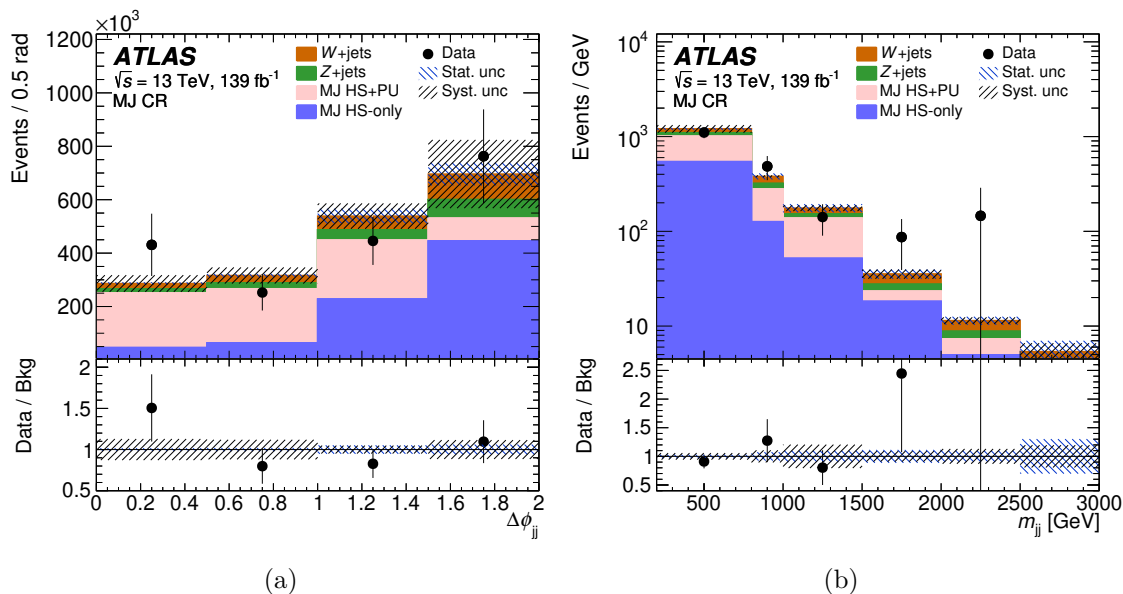


Figure 7. Distributions of (a) $\Delta\phi_{jj}$ and (b) m_{jj} are shown in the MJ CR. The shapes of the multijet background components (HS-only and PU+HS) are estimated by the R+S technique using simulated events as input. The components are normalised using a fit to the observed $\Delta\phi_{jj}$ distribution (a). The hatched bands indicate the statistical and the systematic uncertainties separately.

of each event are rotated relative to each other by a random azimuthal angle multiple times. Following this procedure, the event selection is applied to populate the SR and CR bins.

Independently of how the HS-only and the HS+PU samples are defined, the two multijet background components are normalised by a fit to the $\Delta\phi_{jj}$ distribution in a loose multijet control region using single-jet-triggered data (MJ CR, defined in table 3). The $\Delta\phi_{jj}$ distribution is well suited for this, since HS-only topologies are expected to accumulate at large $\Delta\phi_{jj}$, while at low $\Delta\phi_{jj}$ the HS+PU topology should be dominant. The shapes of the m_{jj} and $\Delta\phi_{jj}$ distributions after the normalisation are shown in figure 7 for the case of the HS-only and HS+PU samples being derived from simulated events.

The final step in the multijet background estimation is to apply a correction to account for the inefficiency of the E_T^{miss} triggers used to collect the data in the SR bins. For E_T^{miss} values above 160 GeV, the E_T^{miss} triggers are almost fully efficient and the corrections are small compared with the other uncertainties, which are summarised later. The multijet background is estimated separately for three data-taking periods (2015–2016, 2017, and 2018) to account for different pile-up, beam, and trigger conditions.

The multijet prediction from the R+S method is tested in two dedicated control regions. The first (low- m_{jj} CR) is defined at low m_{jj} ($200 \text{ GeV} < m_{jj} < 800 \text{ GeV}$) for E_T^{miss} values between 150 and 200 GeV. The selection criterion for $\Delta\eta_{jj}$ is relaxed to $\Delta\eta_{jj} > 2.5$ but one of the two leading jets is required to be forward with $|\eta| > 2.4$. Another control region (mid- m_{jj} CR) is defined at intermediate m_{jj} ($800 \text{ GeV} < m_{jj} < 1500 \text{ GeV}$) for E_T^{miss} values between 160 and 200 GeV and $N_{\text{jet}} = 2$. Both control regions have no requirement on $p_T^{\text{all-jets}}$ and furthermore the events have to fulfil $\Delta\phi_{jj} < 1$ to increase each sample’s purity in multijet

events. The remaining selection requirements are the same as for the SR, i.e. the used data are collected by E_T^{miss} triggers in contrast to the MJ CR, which uses single-jet triggers. For each of the two control regions, the multijet prediction is normalised to the observed data. The average normalisation factor from the two multijet control regions is used for the nominal multijet prediction, while half of the difference between the two normalisation factors is assigned as a ‘non-closure’ uncertainty of the method.

Further systematic uncertainties in the R+S multijet prediction arise from three sources. The smearing is repeated with systematically varied jet energy response distributions to account for potential differences between data and simulation. Two uncertainty variations of the jet energy response are considered: a 15% widening of its ‘core’ part, which is modelled by a Gaussian distribution, and a 50% increase of the non-Gaussian tails. These uncertainties are motivated by finely binned data-MC comparisons of the widths and the non-Gaussian tails of the dijet p_T asymmetry, which is closely related to the calorimeter’s response to jets [122]. The differences from the nominal prediction are used as an additional systematic uncertainty. The prediction of the multijet background is made with seed events from simulation and from data, and the resulting difference is used as a further systematic uncertainty. Table 4 summarises the inclusive multijet predictions and the assigned systematic uncertainties.

An independent and novel approach used to predict the multijet background is the pile-up-CR method. A control region enriched with multijet events (PU-CR) is defined by inverting the fJVT criterion for the leading jet, i.e. by requiring that the leading jet in p_T is identified as a forward pile-up jet. No requirement is made on the fJVT value of the sub-leading jet in p_T . This ensures that the PU-CR contains events with both leading jets originating from different interactions, as well as events in which they do originate from the same scattering process. This control region’s purity in multijet events is around 95% for E_T^{miss} larger than 200 GeV and greater than 92% for E_T^{miss} between 160 and 200 GeV. The pile-up CR is binned in $\Delta\phi_{jj}$, m_{jj} , and E_T^{miss} bins corresponding to the signal region bins. The event yield $N_i^{\text{PU-CR}}$ in the pile-up CR bin i is scaled to the expected multijet background in the corresponding SR bin by a normalisation factor $R_{\text{MJ},i}$, which is measured at lower E_T^{miss} where the multijet background is a significant contribution. Because forward pile-up jets are identified only up to p_T values of 120 GeV, the yields in the pile-up CRs are biased to lower values in E_T^{miss} compared with the SR if only events with two jets are used. To ensure that the normalisation factor is valid over the considered range in E_T^{miss} the event selection for the pile-up CR allows up to four jets, following the jet requirements on C_i and m_i^{rel} for $i = 3$ or 4 as defined in section 4.3. Because not many events contribute to the pile-up CR bins for $1 < \Delta\phi_{jj} < 2$ the requirement on m_i^{rel} for a possible third or fourth jet is dropped. The normalisation factor $R_{\text{MJ},i}$ is calculated from the event yields $N_i^{\text{low-MET}}$ and $N_i^{\text{PU-CR,low-MET}}$ at low E_T^{miss} between 100 GeV and 160 GeV with the remaining selection criteria being identical to the SR and pile-up CR bin definitions, respectively:

$$R_{\text{MJ},i} = \frac{N_i^{\text{low-MET}} - B_{\text{non-MJ},i}^{\text{low-MET}}}{N_i^{\text{PU-CR,low-MET}} - B_{\text{non-MJ},i}^{\text{PU-CR,low-MET}}}.$$

Here, $B_{\text{non-MJ},i}^{\text{low-MET}}$ and $B_{\text{non-MJ},i}^{\text{PU-CR,low-MET}}$ are the contributions from non-multijet processes to

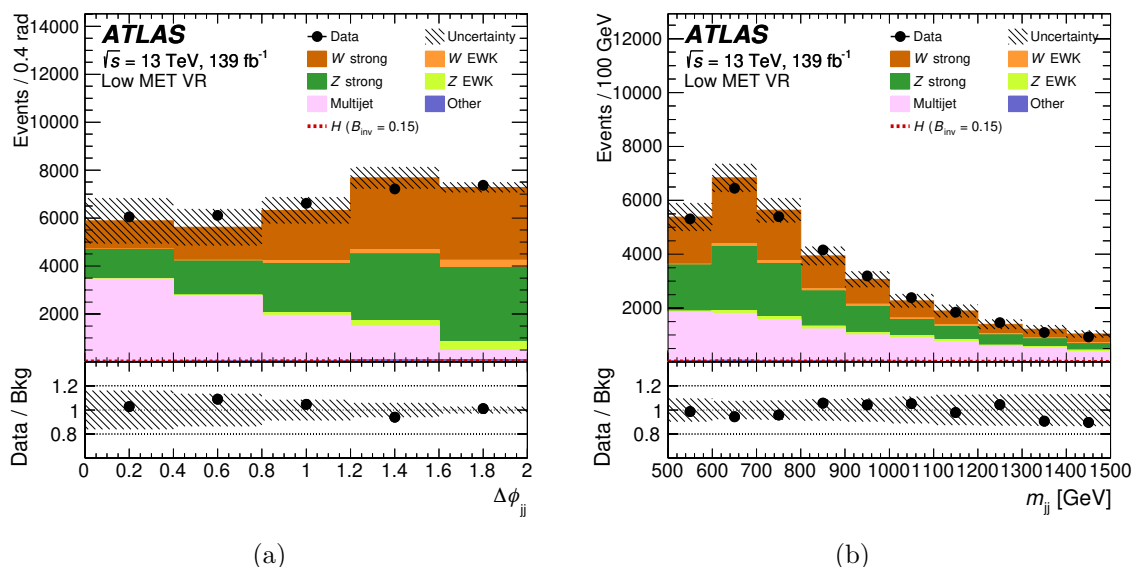


Figure 8. The distribution of (a) $\Delta\phi_{jj}$ and (b) m_{jj} in the low- E_T^{miss} validation region. The multijet background is predicted by the pile-up-CR method. Minor contributions from $t\bar{t}$, VV , VVV , and VBF H with $H \rightarrow \tau^+\tau^-$ or $H \rightarrow W^*W$ are combined and labelled ‘other’. The hatched band indicates the statistical and systematic uncertainties of the backgrounds.

the corresponding bins. The normalisation factor is then applied to the event yield in the pile-up CR after subtraction of the non-multijet backgrounds to obtain a prediction of the multijet yield in the SR:

$$B_{\text{MJ},i}^{\text{SR}} = R_{\text{MJ},i} \cdot \left(N_i^{\text{PU-CR}} - B_{\text{non-MJ},i}^{\text{PU-CR}} \right),$$

with the non-multijet backgrounds $B_{\text{non-MJ},i}^{\text{PU-CR}}$ taken from simulation but normalised to the data in appropriate control regions that have no requirement on the fJVT value of the leading jet. For SR bins 14 to 16 ($160 \text{ GeV} < E_T^{\text{miss}} < 200 \text{ GeV}$), the ratio $R_{\text{MJ},i}$ and the pile-up CRs use the tighter fJVT criterion than for the remaining SR bins as mentioned in section 4.1. The stability of $R_{\text{MJ},i}$ as a function of E_T^{miss} was checked in bins of E_T^{miss} with a width of 10 GeV between values of 100 GeV and 160 GeV for the SR bins with $160 \text{ GeV} < E_T^{\text{miss}} < 200 \text{ GeV}$ and between values of 100 GeV and 200 GeV for SR bins with $E_T^{\text{miss}} > 200 \text{ GeV}$. To increase the statistical precision of this test, the bins 1–5, 6–10 and 14–16 are merged. No statistically significant dependence on E_T^{miss} is observed and an uncertainty of 20% is assigned for this effect, which corresponds to the statistical precision of the test. For the individual bins, the statistical uncertainty of the measured $R_{\text{MJ},i}$ is added in quadrature to this value, resulting in an uncertainty of 20% to 27% for the normalisation factor. The method is validated by using a selection enriched in multijet events (low-MET VR) with a reduced E_T^{miss} requirement ($110 \text{ GeV} < E_T^{\text{miss}} < 150 \text{ GeV}$), no requirement on $p_T^{\text{all-jets}}$ and the same loose fJVT requirement as used for the SR bins with $E_T^{\text{miss}} > 200 \text{ GeV}$ (figure 8). The contributions from V +jets processes are normalised in appropriate CRs and the data agrees with the background prediction within the uncertainties.

Multijet pred. (SR incl.)	Rebalance and Smear		Pile-up-CR method		
	840 ± 367		761 ± 186		
Source	Uncertainties [%]				
	inclusive	per bin	Source	inclusive	per bin
Statistical	9	6–46	Stat.	8.6	16–49 (only bins 1–5)
Non-closure	40	37–43	Syst.	20	20–27
Jet energy response (core)	4.8	1–41			
Jet energy response (tail)	5.7	1–53			
Data vs simulation	4.9	2–30			

Table 4. Predicted multijet background, before the likelihood fit, entering the signal region bins with $N_{\text{jet}} = 2$ with associated uncertainties from the Rebalance and Smear method and the pile-up-CR method. The quoted uncertainty in the inclusive prediction is estimated by summing uncertainties from all sources in quadrature over the SR bins. The individual sources of uncertainty are given for the inclusive SR but also as a range for the individual SR bins. The range for the statistical uncertainties of the pile-up-CR method are only shown for bins 1 to 5; for bin 6 to 10 no bin-by-bin uncertainties are evaluated since those are merged, and for bins 14 to 16 the statistical uncertainties are negligible.

The predicted yields and their uncertainties are summarised in table 4 for SR bins with $N_{\text{jet}} = 2$. The SR bins with $3 \leq N_{\text{jet}} \leq 4$ are excluded from the comparison, because for those no predictions from the pile-up-CR method are available. The multijet background predictions from the two methods for the inclusive signal region agree within their uncertainties. Since for the SR bins with $\Delta\phi_{jj} < 1$ and the bins with $160 \text{ GeV} < E_{\text{T}}^{\text{miss}} < 200 \text{ GeV}$ the uncertainties in the expected yields from the pile-up-CR method are smaller than those from the R+S method, the former are used. Because not many events contribute to the pile-up CR bins for $1 < \Delta\phi_{jj} < 2$ associated with the SR bins 6–10, the prediction with the pile-up-CR method is made inclusively for these bins and the result is then distributed over the individual bins in accord with predictions from the R+S method. For the SR bins with $3 \leq N_{\text{jet}} \leq 4$ the multijet prediction from the R+S approach is adopted in order to avoid using the same pile-up-CR bins as used for SR bins with $N_{\text{jet}} = 2$.

6 Systematic uncertainties

6.1 Theoretical uncertainties

The theoretical uncertainties affect both the signal and background processes and originate from the limited order at which the matrix elements are calculated, the matching of those calculations to parton showers, and the uncertainty of the proton PDFs. For the minor backgrounds from $t\bar{t}$, VV , VVV , and VBF H production with $H \rightarrow \tau^+\tau^-$ or $H \rightarrow W^*W$ the theoretical uncertainties have been found to be negligible.

6.1.1 W + jets and Z + jets uncertainties

The higher-order matrix-element effects and parton shower matching uncertainties are assessed by varying the four scale choices used in the event generation: the renormalisation, factorisation, resummation, and CKKW matching scales [133].

The factorisation and renormalisation scales are varied upwards and downwards by a factor of two using on-the-fly varied event weights in the SHERPA MC simulation. The use of event weights reduces the statistical uncertainty of the estimate compared with using independently generated samples. The corresponding uncertainties are calculated by taking an envelope of the seven factorisation/renormalisation scale variations: the central values, each scale varied separately, and both scales varied coherently. For the strong V +jets background, the effect of the seven-point scale variations on the expected yield in bins of m_{jj} are $+27\%$ at low m_{jj} , increasing to $+43\%$ at high m_{jj} . The corresponding values for the electroweak V +jets background are 2%–14% for Z + jets and 1%–8% for W + jets.

The resummation scale is also varied by a factor of two, while the CKKW scale is decreased to 15 GeV and increased to 30 GeV from the nominal 20 GeV value. These are applied to the samples using event-by-event reweighting factors calculated with SHERPA 2.1, thereby reducing the overall CPU resources needed to generate the required samples. The reweighting factors are binned in p_T^V , the transverse momentum of the produced vector boson, and the number of generator-level jets in the event. The relative error, calculated as the average of the relative effects of the upwards and downwards variations, ranges from 4% to 8% for the resummation scale and from 4% to 6% for the CKKW scale.

The effects of the PDF uncertainties on the W and Z backgrounds are evaluated separately for each bin as the standard deviation of the yields obtained by using the different PDF replicas of the NNPDF set. This results in uncertainties ranging from 1% to 2%.

All theoretical uncertainties are treated as uncorrelated between strong and electroweak processes; however, uncertainty sources affecting Z + jets and W + jets events from the same type of process are treated as correlated. This means that an uncertainty variation that increases the strong Z + jets background in the SR also increases the strong W + jets background in the SR and the corresponding backgrounds in the Z and W CRs. This leads to a significant decrease in the uncertainty of the total background yield in each signal region bin. To quantify how well the effects of these uncertainties cancel out, the variation of the ratio of each V + jets background in the SR to that in the corresponding CR is calculated. The uncertainty in the value of each ratio is 1%–3% and is dominated by the statistical uncertainties of the samples used.

The V + jets prediction is estimated by the likelihood fit (see section 7) with one normalisation factor per SR bin, so Z + jets and W + jets backgrounds are assumed to be correlated. Several uncertainties are then assessed by a dedicated NLO QCD and NLO electroweak calculation [41] of the $\mathcal{R}^{Z/W}$ ratio, which is used to refine the MC prediction of the W + jets and Z + jets backgrounds (see section 5.1). The relative size of the impact of the NLO QCD corrections on the $\mathcal{R}^{Z/W}$ ratio is taken as the uncertainty, which amounts to $\sim 2\%$ for both the strong and electroweak processes across m_{jj} bins. The QCD and electroweak corrections are applied either multiplicatively (default) or additively, resulting

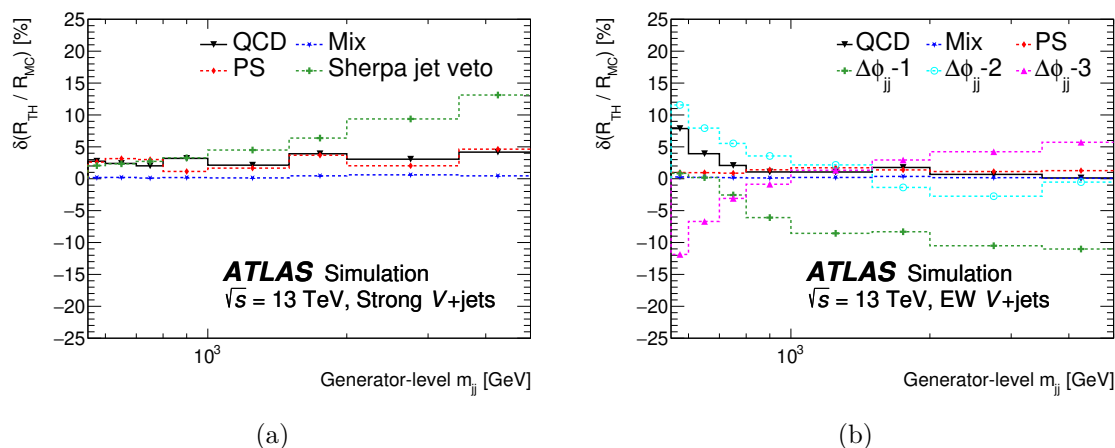


Figure 9. Fractional uncertainties of the double ratio $\mathcal{R}_{\text{TH}}^{Z/W} / \mathcal{R}_{\text{MC}}^{Z/W}$. ‘QCD’ refers to the change in the ratio induced by the NLO QCD corrections, ‘Mix’ shows the difference between additive and multiplicative application of the NLO QCD and NLO electroweak corrections, and ‘PS’ stands for the uncertainties attributed to the parton shower. For the strong V +jets processes (a), ‘Sherpa jet veto’ denotes the difference between the ratios with and without a jet veto being applied. For the electroweak V +jets processes (b), the three ‘ $\Delta\phi_{jj}$ -[1,2,3]’ uncertainty components quantify the impact of the $\Delta\phi_{jj}$ dependence on the correction and are evaluated in the ranges 0–1, 1–2, and >2 .

in a difference of less than 1% in all bins, which is assigned as an uncertainty. For the strong process, parton shower uncertainties of 3% to 5% are calculated as the difference between $\mathcal{R}^{Z/W}$ values at NLO with and without parton shower simulation. For the electroweak process, they are calculated as the difference between dipole and angular ordering in HERWIG, resulting in uncertainties of less than 2%. The dedicated NLO QCD and NLO electroweak calculation does not use the same VBF selection as the analysis, nor does it give an $\mathcal{R}^{Z/W}$ value for each CR and SR bin. Instead, for strong V +jets production the $\mathcal{R}^{Z/W}$ differences between the VBF-like region used to define $\mathcal{R}^{Z/W}$ and the individual CR and SR regions are modelled with SHERPA. The dominant effect is due to the jet-veto requirement, which is estimated from SHERPA as the change in $\mathcal{R}^{Z/W}$ when applying the jet veto. It ranges from 2% at low m_{jj} to 13% at high m_{jj} , where the contribution from strong V +jets production is comparatively small. For electroweak V +jets production, the dominant effect is the difference between the $\mathcal{R}^{Z/W}$ values for the inclusive $\Delta\phi_{jj}$ range and the individual generator-level $\Delta\phi_{jj}$ ranges of 0–1, 1–2, and >2 . This is estimated from the dedicated NLO QCD and NLO electroweak calculation and ranges up to 11%. The difference between the requirement on $\Delta\eta_{jj}$ for the SR definition ($\Delta\eta_{jj} > 3.8$) and that for the NLO calculation ($\Delta\eta_{jj} > 2.5$) is covered by the assigned uncertainties and has a negligible impact on the final results. A summary of the theoretical uncertainties of $\mathcal{R}^{Z/W}$ is given in figures 9(a) and 9(b) for the strong and electroweak V +jets processes, respectively.

6.1.2 Signal uncertainties

The inclusive VBF and ggF Higgs boson production cross sections and uncertainties are provided by the LHC Higgs working group [33]. For the VBF process, there is an uncertainty

due to the p_T -dependent NLO electroweak correction. This is estimated from HAWK to be 2%. The m_{jj} -dependent effects of the renormalisation and factorisation scale uncertainties and their correlations were computed by the LHC Higgs working group [134] for the POWHEG+PYTHIA signal sample. The factorisation and renormalisation scales are varied independently. Additionally, the Stewart-Tackmann technique [135] is used to compute the uncertainty due to the jet veto. These uncertainties are in the range from 1% to 3%. By comparison with a POWHEG+HERWIG 7 sample, parton shower uncertainties are estimated to have a 2%–4% effect on the VBF signal. PDF uncertainties assessed from the NNPDF set affect the VBF signal by 1%–2%.

Uncertainties associated with the ggF process are also evaluated by renormalisation and factorisation scale variations. A Stewart-Tackmann procedure is used to estimate the jet bin migration uncertainty. This gives a 45% uncertainty in bins with $N_{\text{jet}} = 2$ and 41% in the bins with $N_{\text{jet}} = 3$ or 4. The smaller PDF and parton shower uncertainties are also included.

6.2 Experimental uncertainties

Several experimental uncertainties impact the sensitivity of the analysis. They can be grouped into three categories: uncertainties in the luminosity, uncertainties in the trigger efficiencies, and uncertainties related to the used physics objects such as electrons, muons, jets, and the E_T^{miss} .

The uncertainty in the luminosity is 1.7% [49] and impacts only the signal yield because its effect on the dominant V +jets backgrounds cancels out in the chosen approach (see section 7).

To maximise the sensitivity of the analysis, the E_T^{miss} requirement of at least either 160 or 200 GeV for the signal selection is chosen. But since at these values the E_T^{miss} triggers are yet not fully efficient, systematic uncertainties have to be considered to account for possible trigger efficiency differences between data and simulation. This is done by comparing the combined L1+HLT efficiency turn-on curve for simulated signal events with the turn-on curve derived from data using a sample recorded with single-muon triggers. They agree within the statistical uncertainty, which is below 1%. To cover the difference between the trigger efficiencies for $W \rightarrow \mu\nu$ and $Z \rightarrow \nu\nu$, a further systematic uncertainty is taken from the difference found in simulated samples, which is smaller than 0.5% for all signal region bins. For the W and Z control regions, scale factors and uncertainties of the corresponding single-lepton and dilepton triggers are applied [52, 53].

For electrons and muons, uncertainties in the reconstruction and isolation efficiencies [136, 137], as well as in energy scale and resolution [116, 138], are considered. For the electron veto, an uncertainty in the electron inefficiency is taken into account. For jets, uncertainties in the energy scale and resolution [139] and in the pile-up tagging efficiencies are used [123, 125]. The above uncertainties associated with the reconstructed objects are propagated to the calculation of E_T^{miss} to evaluate their impact on the predicted yields. The uncertainties in the scale and resolution of the E_T^{miss} soft term are also propagated to the overall E_T^{miss} uncertainty [128].

7 Statistical model

A simultaneous maximum-likelihood fit is used to extract the signal yield from the observed event counts in the signal region and control regions. The likelihood is a product of terms for the Poisson probabilities to observe each data count of bin i , $N_i^{\text{CR/SR}}$, from a signal-plus-background model. Furthermore, it depends on a set of parameters representing the yields from multijet processes in the fake- e , fake- μ and pile-up CRs, and on a set of nuisance parameters θ_j that represent experimental and theoretical uncertainties. The strong and electroweak components of the V +jets estimates in each SR bin i and the corresponding CR bins are scaled by one dedicated free parameter β_i . Since the V +jets CR is enriched in events from V +jets processes, the β_i factors are almost exclusively determined so as to match the data counts in these CR bins, and these normalisation constraints are appropriately transferred to the V +jets prediction in the corresponding SR bin.

The dependence of all background (B) and signal (S) yields on the nuisance parameters $\vec{\theta}$ is omitted to simplify the notation. The signal region yield likelihood is

$$\mathcal{L}^{\text{SR}} = \prod_i \mathcal{P} \left(N_i^{\text{SR}} \mid \beta_i \cdot B_{Z,i}^{\text{SR}} + \beta_i \cdot B_{W,i}^{\text{SR}} + B_{\text{MJ},i}^{\text{SR}} + B_{\text{other},i}^{\text{SR}} + \mu \cdot S_i^{\text{SR}} \right),$$

where $B_{W,i}^{\text{SR}}$ and $B_{Z,i}^{\text{SR}}$ are the W +jets and Z +jets yields in the simulation, with the latter already weighted by the double ratio $\mathcal{R}_{\text{TH}}^{Z/W} / \mathcal{R}_{\text{MC}}^{Z/W}$ as discussed in section 5.1. The $B_{\text{MJ},i}^{\text{SR}}$ are the multijet background estimates detailed below; $B_{\text{other},i}^{\text{SR}}$ are sums of the simulated $t\bar{t}$, VV , VVV yields and VBF H with $H \rightarrow \tau^+\tau^-$ or $H \rightarrow W^*W$; S_i^{SR} is the simulated yield for an invisible Higgs boson decay branching fraction of 100%; and μ is the signal strength. Since the same β_i is used for W +jets and Z +jets contributions, the larger number of events in the $W_{\ell\nu}$ CRs reduces the uncertainty of the Z +jets background, particularly in bins with high m_{jj} requirements.

The background from multijet events, $B_{\text{MJ},i}^{\text{SR}}$, is determined as detailed in section 5.2 by two independent methods. The pile-up-CR method uses a multijet-enriched control region that is binned according to the SR to constrain the free fit parameters $n_{\text{PU-MJ},i}$. Those are scaled by the ratio $R_{\text{MJ},i}$ to give the final multijet estimates. In bins 6–10, which have high $E_{\text{T}}^{\text{miss}}$ and $1 < \Delta\phi_{\text{jj}} < 2$, the total event yield is evaluated using the merged bins of the PU-CR, while the shape, i.e. the fraction $f_{\text{R+S},i}$ of events in each bin, is predicted by the R+S method. For bins 11–13, with $N_{\text{jet}} > 2$, the prediction is obtained solely by using the R+S method. The corresponding likelihood is

$$\mathcal{L}^{\text{PU-CR}} = \prod_{i \in [1,5] \text{ or } \{6-10\} \text{ or } [14,16]} \mathcal{P} \left(N_i^{\text{PU-CR}} \mid B_{\text{non-MJ},i}^{\text{PU-CR}} + n_{\text{PU-MJ},i} \right),$$

where $B_{\text{non-MJ},i}^{\text{PU-CR}}$ is the non-multijet contribution determined from simulation, and $\{6-10\}$ represents the index of the merged bins. The full multijet estimate that enters the signal region likelihood is

$$B_{\text{MJ},i}^{\text{SR}} = \begin{cases} n_{\text{PU-MJ},i} \cdot R_{\text{MJ},i} & \text{for } i \in [1, 5] \text{ or } [14, 16] \\ n_{\text{PU-MJ},\{6-10\}} \cdot R_{\text{MJ},\{6-10\}} \cdot f_{\text{R+S},i} & \text{for } i \in [6, 10] \\ B_{\text{MJ-R+S},i}^{\text{SR}} & \text{for } i \in [11, 13] \end{cases}.$$

The V +jets backgrounds are constrained by dedicated W and Z control regions and the associated likelihood is:

$$\begin{aligned} \mathcal{L}^{V+\text{jets-CR}} &= \prod_i \mathcal{P} \left(N_i^{Z\text{CR}} \mid \beta_i \cdot B_{Z,i}^{Z\text{CR}} + B_{\text{non-}Z,i}^{Z\text{CR}} \right) \\ &\quad \times \prod_i \mathcal{P} \left(N_i^{W\mu\nu\text{CR}} \mid \beta_i \cdot B_{W,i}^{W\mu\nu\text{CR}} + B_{\text{non-}W,i}^{W\mu\nu\text{CR}} + R_M \cdot n_{\text{fake-}\mu,i} \right) \\ &\quad \times \prod_i \mathcal{P} \left(N_i^{We\nu\text{CR}} \mid \beta_i \cdot B_{W,i}^{We\nu\text{CR}} + B_{\text{non-}W,i}^{We\nu\text{CR}} + R_{S,i} \cdot n_{\text{fake-}e,i} \right), \end{aligned}$$

where β_i are the same free parameters present in the signal region yield likelihood to propagate the control region constraints to the expected W and Z background yields in the SR. The $B_{W,i}^{W\mu\nu\text{CR}}$ and $B_{W,i}^{We\nu\text{CR}}$ terms are the simulated W +jets yields separated by lepton flavour, and $B_{Z,i}^{Z\text{CR}}$ are the Z +jets yields in simulation scaled by the same theoretical model for the ratio of Z/W as in the SR. The $B_{\text{non-}Z,i}^{Z\text{CR}}$, $B_{\text{non-}W,i}^{W\mu\nu\text{CR}}$, and $B_{\text{non-}W,i}^{We\nu\text{CR}}$ are the simulated yields due to non- W , non- Z , and non-fake contributions to these control regions. The ‘fake’ electrons (muons) are modelled with free parameters $n_{\text{fake-}e,i}$ ($n_{\text{fake-}\mu,i}$) multiplied by the $R_{S,i}$ (R_M) scale factors introduced in section 5.1.

The last set of yield probabilities in the likelihood are for the fake- e and fake- μ control regions

$$\begin{aligned} \mathcal{L}^{\text{fake-CR}} &= \prod_i \mathcal{P} \left(N_i^{\text{fake-}\mu\text{CR}} \mid \beta_i \cdot B_{W,i}^{\text{fake-}\mu\text{CR}} + B_{\text{non-}W,i}^{\text{fake-}\mu\text{CR}} + n_{\text{fake-}\mu,i} \right) \\ &\quad \times \prod_i \mathcal{P} \left(N_i^{\text{fake-}e\text{CR}} \mid \beta_i \cdot B_{W,i}^{\text{fake-}e\text{CR}} + B_{\text{non-}W,i}^{\text{fake-}e\text{CR}} + n_{\text{fake-}e,i} \right), \end{aligned}$$

where the first two terms in each correspond to the real-lepton contributions calculated in the same way as in the W and Z control regions, and the last terms, $n_{\text{fake-}\mu,i}$ and $n_{\text{fake-}e,i}$, are the contributions from the fake leptons.

To constrain the nuisance parameters within their uncertainties the following likelihood term is considered:

$$\mathcal{L}^{\text{NP}} = \prod_j \mathcal{G}(0|\theta_j),$$

where \mathcal{G} is the Gaussian probability density function. All systematic uncertainties are implemented as nuisance parameters $\vec{\theta}$ modifying the B , S , and R parameters. Their nominal values are zero and they are constrained by Gaussian probability distributions with widths corresponding to the size of their uncertainties, which are normalised to one. The effect of the nuisance parameters on the yields is through an exponential response function $(1 + \varepsilon_{ij})^{\theta_j}$ where ε_{ij} is the fractional uncertainty amplitude of bin i from the uncertainty source j . This treatment prevents the fitted yields from becoming negative in cases with large uncertainties.

Each experimental uncertainty source is taken to be fully correlated across all signal and control regions. For the correlation of theory systematic uncertainties the following assumptions are made. PDF uncertainties are treated as fully correlated across bins. The perturbative uncertainties of each of the four V +jets samples (strong and electroweak

components of W and Z production) are split into 17 components: one for each of the 16 SR (CR) bins, and one component that is fully correlated across all bins. Each of the 16 uncorrelated uncertainty sources only affects one SR (CR) bin, with an uncertainty amplitude obtained from the seven-point scale variation as discussed in section 6.1.1. The last uncertainty component, which affects all bins for a particular V +jets sample, is assigned such that the combined uncertainty is equal to the systematic uncertainty for the inclusive SR (CR).

Combining all the terms gives the full likelihood expression

$$\mathcal{L}(\mu, \vec{\beta}_V, \vec{n}_{\text{PU-MJ/fake-}e/\text{fake-}\mu}, \vec{\theta}) = \mathcal{L}^{\text{SR}} \cdot \mathcal{L}^{\text{PU-CR}} \cdot \mathcal{L}^{V+\text{jets-CR}} \cdot \mathcal{L}^{\text{fake-CR}} \cdot \mathcal{L}^{\text{NP}},$$

which contains a total of 58 free parameters and 105 observed event counts. Asymptotic formulae for the CL_s frequentist approach [140–142] are used to set an upper limit on μ at 95% CL. This corresponds to the observed upper limit on the branching fraction of Higgs boson decays into invisible particles.

8 Validation

Since the event selection requires $\Delta\phi_{jj} < 2$, events with $2 < \Delta\phi_{jj} < 2.5$ are not part of the analysis but are instead used to define a validation region (VR). The VR data set is used to validate the background estimation techniques, and in particular to test the used ratio of the W +jets and Z +jets cross sections and the assigned uncertainties (see section 6.1.1). The validation parallels the full analysis chain with five VR bins in m_{jj} with the same boundaries as the SR bins 1–5 or 6–10. The expected signal from invisibly decaying Higgs bosons at an assumed branching fraction \mathcal{B}_{inv} of 0.15 is less than 5% of the background in all VR bins corresponding to the SR. Because of the larger multijet background for bins with $160 \text{ GeV} < E_{\text{T}}^{\text{miss}} < 200 \text{ GeV}$ or $N_{\text{jets}} = 3$ or 4, only events with $E_{\text{T}}^{\text{miss}} > 200 \text{ GeV}$ with $N_{\text{jets}} = 2$ are considered. Corresponding validation regions, each with five bins, are defined for W +jets, Z +jets, fake- e , and fake- μ . The multijet background is estimated with the R+S method. The likelihood function is adjusted to the reduced number of VR bins. A fit is performed in the VR bins, excluding the zero-lepton bins, using only the background contributions and with μ set to zero. In total, the likelihood function for the VR has 15 free parameters and 30 observed event counts. The fitted V +jets background scaling factors β_i are then applied to the corresponding VR bins with zero leptons, and the resulting background expectations are compared with the observed yields as shown in figure 10. Good agreement between the total background prediction and data yields is obtained across all bins, including the zero-lepton validation region, which justifies the application of this strategy to the SR bins with $\Delta\phi_{jj} < 2$.

9 Results

The fit strategy as described in section 7 is applied to the data set. Overall, good agreement between the predicted and observed yields is observed. The expected background yields in the inclusive signal region and the control regions prior to the likelihood fit are summarised in

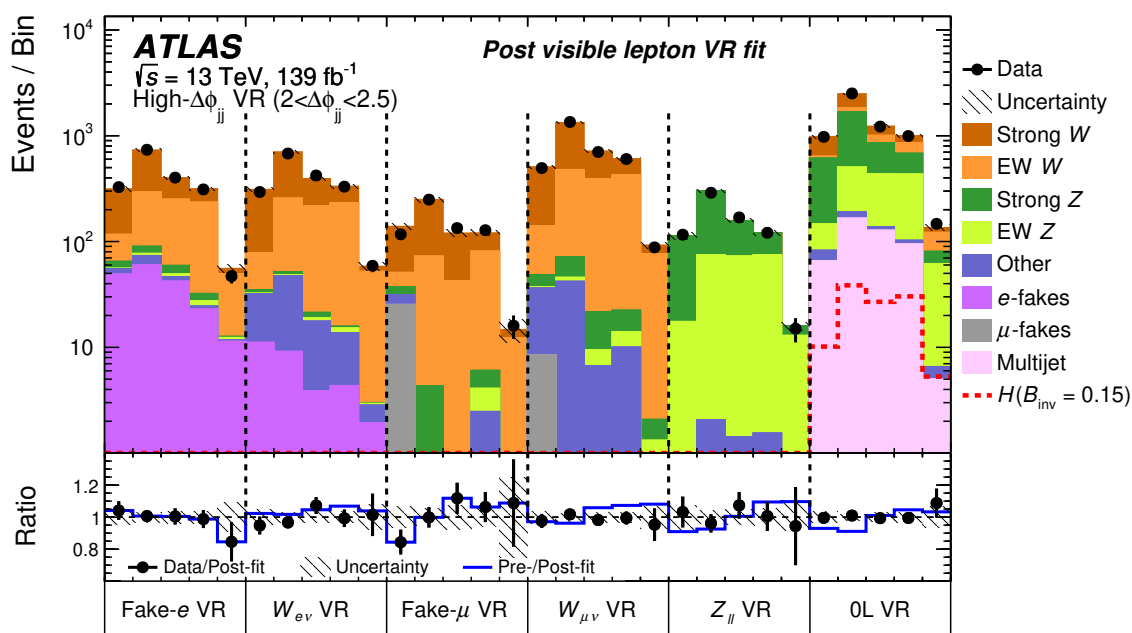


Figure 10. Post-fit yields and their uncertainties for all VR bins with $2 < \Delta\phi_{jj} < 2.5$ and with μ set to zero. The five bins in each region correspond to the m_{jj} bins of the SR bins 1–5 and 6–10. The fit is performed only in the VR bins with one or two leptons, and the fitted background scaling factors β_i are applied to the corresponding VR bins with zero leptons. Minor contributions from $t\bar{t}$, VV , VVV , and VBF H with $H \rightarrow \tau^+\tau^-$ or $H \rightarrow W^*W$ are combined and labelled ‘other’. The resulting background expectations are compared with the observed yield. The signal is scaled to a branching ratio of 15% for Higgs boson decays into invisible particles. The ratio of the observed yields to the prediction of the model post-fit is shown by the points in the bottom plot and the relative change of the prediction with respect to the pre-fit yields is shown by the blue line.

table 5. The event yields in the 16 signal selection bins after a background-only likelihood fit, i.e. with the signal strength μ set to zero, are compared with the observed numbers of events in tables 6 and 7, and a comparison in CR and SR bins is presented in figure 11, excluding the fake-lepton and pile-up CR bins. Figure 12 shows the m_{jj} and $\Delta\phi_{jj}$ distributions after the likelihood fit in the inclusive signal region. The ratio of yields before and after the likelihood fit shows a clear trend in m_{jj} . This is in agreement with the observation that SHERPA 2.2.1 tends to overestimate the strong Z + jets processes at large values of m_{jj} [143].

The fitted value of the signal strength μ is 0.053 ± 0.052 . The contributions of the systematic uncertainties to the 68% confidence interval of the fitted μ are shown in table 8. They are evaluated in a fit with the data yields set to the total background expectation, as is done to determine the expected limits. Groups of systematic uncertainties (section 6) are subsequently switched off, i.e. the corresponding nuisance parameters are fixed to their best-fit values. The reduction of the 68% confidence interval of μ is obtained by quadratically subtracting the resulting size of the confidence interval from the nominal case, which includes all systematic uncertainties. The statistical uncertainties of the data yields in the V + jets CR bins and the remaining SR and CR bins have an impact of $\sim 42\%$

Process	SR	$Z_{\ell\ell}$ CR	$W_{e\nu}$ CR	$W_{\mu\nu}$ CR	Fake- e CR	Fake- μ CR	Pile-up CR
Z strong	6030 ± 2050	1220 ± 440	42 ± 14	143 ± 21	160 ± 57	40 ± 14	$42 \pm \frac{59}{42}$
Z EWK	2630 ± 260	618 ± 74	12.1 ± 1.8	28.3 ± 3.3	23.5 ± 3.3	15.3 ± 2.8	7.2 ± 3.1
W strong	3710 ± 1300	-	3260 ± 1180	5170 ± 1850	1810 ± 650	1010 ± 370	$49 \pm \frac{92}{49}$
W EWK	1610 ± 150	-	2360 ± 190	3410 ± 240	1400 ± 140	822 ± 69	22.9 ± 7.7
Fake- e	-	-	191 ± 70	-	1100 ± 330	-	-
Fake- μ	-	-	-	43 ± 15	-	130 ± 51	-
Multijet	830 ± 190	-	-	-	-	-	1890 ± 110
Other	180 ± 46	46 ± 25	346 ± 82	351 ± 71	67 ± 13	89 ± 27	19.5 ± 9.0
Total bkg.	14990 ± 2990	1880 ± 510	6210 ± 1260	9150 ± 1890	4560 ± 760	2110 ± 390	2030 ± 110
H (VBF)	886 ± 81						3.9 ± 1.3
H (ggF)	106 ± 41		Predicted signal for $\mathcal{B}_{\text{inv}} = 15\%$				$1.0 \pm \frac{1.5}{1.0}$
H (VH)	0.9 ± 0.2						-
Data	16490	2051	6361	9294	4563	2110	2033

Table 5. Observed and expected background event yields with associated uncertainties in the signal region (SR) and control regions ($Z_{\ell\ell}$ CR, $W_{e\nu}$ CR, $W_{\mu\nu}$ CR, fake- e CR, fake- μ CR, pile-up CR) prior to the likelihood fit. Minor backgrounds from $t\bar{t}$, VV , VVV , and VBF $H \rightarrow W^*W / \tau^+\tau^-$ are combined and labelled ‘other’. The uncertainties in the backgrounds include the statistical, experimental, and theoretical uncertainties, taking into account the correlations between the individual SR and CR bins. The predicted signal yields (VBF, ggF, and VH) for $\mathcal{B}_{\text{inv}} = 15\%$ (the observed limit) are presented for comparison. For all CRs with leptons, the contribution from the predicted signal is negligible.

and $\sim 54\%$, respectively. For the experimental uncertainties, the dominant two groups are the uncertainties associated with the leptons (reconstruction and isolation efficiencies, lepton energy scale and resolution) and the uncertainties in the JER, having an impact of $\sim 32\%$ and $\sim 29\%$, respectively. The uncertainties in the multijet background (section 5.2) contribute with $\sim 40\%$ and the contributions of fake leptons to the W CRs have an impact of $\sim 37\%$. The dominant theoretical uncertainties are in the V +jets background estimates and amount to $\sim 28\%$. Given, that the fit does not show any significant signal contribution, an upper limit of 0.145 is set on the branching fraction of Higgs boson decays into invisible particles at 95% confidence level. This is in agreement with the expected value of $0.103^{+0.041}_{-0.028}$ as shown in table 9. In comparison with the observed (expected) limit on \mathcal{B}_{inv} of 0.37 (0.28) from the previous search [27], this analysis shows a significant improvement.

The limit on \mathcal{B}_{inv} is related to a limit on the spin-independent WIMP-nucleon cross section [11, 12, 144, 145]. This allows the result obtained here to be compared with limits from a selection of the most sensitive direct-detection experiments [146–148] in figure 13. The relation between \mathcal{B}_{inv} and $\sigma_{\text{WIMP-nucleon}}$ is presented in the effective field theory framework assuming that the new-physics scale is $\mathcal{O}(1)$ TeV, well above the scale probed at the Higgs boson mass [12]. To enable comparisons with the 90% CL direct-detection limits, the observed 90% CL upper limit of 12.7% on \mathcal{B}_{inv} from this analysis is used, the expected limit being 8.7%. For the scalar WIMP interpretation, cross sections

Process	$N_{\text{jet}} = 2, \Delta\phi_{\text{jj}} < 1, m_{\text{jj}}$ bins				
	0.8–1.0 TeV	1.0–1.5 TeV	1.5–2.0 TeV	2.0–3.5 TeV	>3.5 TeV
	Bin 1	Bin 2	Bin 3	Bin 4	Bin 5
Z strong	1110 ± 57	1289 ± 79	362 ± 41	169 ± 29	10.6 ± 3.4
Z EWK	132 ± 27	318 ± 69	190 ± 32	186 ± 27	28.9 ± 4.8
W strong	632 ± 41	735 ± 77	179 ± 24	82 ± 19	2.6 ± 1.8
W EWK	78 ± 16	157 ± 33	90 ± 16	120 ± 17	25.2 ± 4.4
Multijet	76 ± 49	124 ± 41	81 ± 25	82 ± 27	9.1 ± 4.4
Other	15.6 ± 2.8	21.4 ± 3.3	12.5 ± 2.3	11.6 ± 2.8	3.4 ± 1.0
Total bkg.	2044 ± 43	2646 ± 48	915 ± 28	650 ± 23	79.8 ± 7.1
H ($\mathcal{B}_{\text{inv}} = 0.15$)	74 ± 11	154 ± 16	98.9 ± 9.9	102 ± 11	17.9 ± 2.7
Data	2059	2640	905	647	77
Data/bkg.	1.01 ± 0.03	1.00 ± 0.03	0.99 ± 0.04	1.00 ± 0.05	0.97 ± 0.14
β_V	1.18 ± 0.23	1.07 ± 0.21	1.01 ± 0.15	0.97 ± 0.12	0.88 ± 0.12

Process	$N_{\text{jet}} = 2, 1 < \Delta\phi_{\text{jj}} < 2, m_{\text{jj}}$ bins				
	0.8–1.0 TeV	1.0–1.5 TeV	1.5–2.0 TeV	2.0–3.5 TeV	>3.5 TeV
	Bin 6	Bin 7	Bin 8	Bin 9	Bin 10
Z strong	768 ± 39	1357 ± 80	424 ± 50	222 ± 39	14.5 ± 4.8
Z EWK	89 ± 19	418 ± 77	301 ± 45	313 ± 38	55.5 ± 6.1
W strong	416 ± 39	715 ± 63	228 ± 29	121 ± 34	4.3 ± 1.4
W EWK	56 ± 13	215 ± 41	145 ± 24	165 ± 21	41.8 ± 5.3
Multijet	9.8 ± 5.3	21 ± 12	8.0 ± 4.4	6.2 ± 3.5	0.5 ± 0.3
Other	9.4 ± 1.6	19.1 ± 3.1	7.8 ± 1.4	10.6 ± 2.5	3.7 ± 1.2
Total bkg.	1348 ± 35	2745 ± 49	1115 ± 29	838 ± 26	120.3 ± 8.4
H ($\mathcal{B}_{\text{inv}} = 0.15$)	24.9 ± 3.0	86.4 ± 7.1	58.4 ± 4.7	64.2 ± 5.9	12.2 ± 1.7
Data	1354	2745	1131	841	134
Data/bkg.	1.00 ± 0.04	1.00 ± 0.03	1.01 ± 0.04	1.00 ± 0.05	1.11 ± 0.12
β_V	1.20 ± 0.24	1.14 ± 0.20	0.99 ± 0.12	0.94 ± 0.11	0.96 ± 0.12

Table 6. Yields of data, signal and major backgrounds in the signal regions for each bin after the likelihood fit with μ set to zero. Minor backgrounds from $t\bar{t}$, VV , VVV , and VBF $H \rightarrow W^*W / \tau^+\tau^-$ are combined and labelled ‘other’. The uncertainties in the backgrounds are derived by the fit and take into account the correlations of the background uncertainties. The predicted signal yields (VBF, ggF, and VH) for $\mathcal{B}_{\text{inv}} = 15\%$ (the observed limit) are presented for comparison, along with their associated uncertainties, assuming that the experimental uncertainties are fully correlated between the ggF and VBF contributions. The β_V are the background normalisation factors.

Process	$3 \leq N_{\text{jet}} \leq 4, m_{\text{jj}}$ bins			$160 \text{ GeV} < E_{\text{T}}^{\text{miss}} < 200 \text{ GeV}, m_{\text{jj}}$ bins		
	1.5–2.0 TeV	2.0–3.5 TeV	>3.5 TeV	1.5–2.0 TeV	2.0–3.5 TeV	>3.5 TeV
	Bin 11	Bin 12	Bin 13	Bin 14	Bin 15	Bin 16
Z strong	275 ± 41	224 ± 44	19.3 ± 6.7	530 ± 47	228 ± 32	8.4 ± 3.5
Z EWK	121 ± 39	148 ± 44	28.4 ± 6.0	230 ± 38	199 ± 28	18.7 ± 4.0
W strong	178 ± 30	147 ± 30	10.0 ± 3.8	404 ± 52	143 ± 29	8.6 ± 3.9
W EWK	76 ± 19	104 ± 23	29.7 ± 5.4	169 ± 29	164 ± 23	23.6 ± 5.6
Multijet	33 ± 21	33 ± 15	3.2 ± 2.4	218 ± 61	97 ± 32	9.6 ± 3.5
Other	10.2 ± 1.8	14.4 ± 2.8	3.0 ± 0.9	15.8 ± 2.6	16.8 ± 3.6	2.2 ± 0.8
Total bkg.	694 ± 25	671 ± 23	93.6 ± 8.2	1568 ± 38	848 ± 27	71.0 ± 7.3
H ($\mathcal{B}_{\text{inv}} = 0.15$)	38.7 ± 6.2	54.9 ± 8.0	9.2 ± 2.4	95.6 ± 9.6	90.3 ± 7.8	15.3 ± 3.2
Data	688	681	90	1561	861	76
Data/bkg.	0.99 ± 0.05	1.01 ± 0.05	0.96 ± 0.13	1.00 ± 0.03	1.01 ± 0.05	1.07 ± 0.16
β_V	0.98 ± 0.23	0.84 ± 0.16	0.92 ± 0.14	1.22 ± 0.19	1.06 ± 0.14	0.64 ± 0.11

Table 7. Yields of data, signal and major backgrounds in the signal regions for each bin after the likelihood fit with μ set to zero. Minor backgrounds from $t\bar{t}$, VV , VVV , and VBF $H \rightarrow W^*W / \tau^+\tau^-$ are combined and labelled ‘other’. The uncertainties in the backgrounds are derived by the fit and take into account the correlations of the background uncertainties. The predicted signal yields (VBF, ggF, and VH) for $\mathcal{B}_{\text{inv}} = 15\%$ (the observed limit) are presented for comparison, along with their associated uncertainties, assuming that the experimental uncertainties are fully correlated between the ggF and VBF contributions. The β_V are the background normalisation factors.

exceeding values ranging from $3 \cdot 10^{-43} \text{ cm}^2$ to $1 \cdot 10^{-45} \text{ cm}^2$ are excluded for masses between 1 GeV and 60 GeV. For the Majorana fermion WIMP interpretation, cross sections exceeding values ranging from $4 \cdot 10^{-47} \text{ cm}^2$ to $7 \cdot 10^{-45} \text{ cm}^2$ are excluded for the same mass range, and for a vector-like WIMP the exclusion limit ranges from $5 \cdot 10^{-51} \text{ cm}^2$ to $3 \cdot 10^{-46} \text{ cm}^2$. Adding a renormalisable mechanism for generating the vector-like WIMP masses could modify the above-mentioned correlation substantially [149–151]. Many UV-complete models predict a new scalar particle that mixes with the Higgs boson. This adds at least two free parameters to the model, for example its mass m_2 and the mixing angle α . The dependence of the exclusion limit for the vector-like WIMP hypothesis on the mass m_2 is shown in figure 13. The uncertainty band in the plot uses the latest computation of the nucleon form factors [152]. The overlay shows the complementarity in coverage by the direct-detection experiments and the searches at colliders, such as the presented analysis.

The results are further interpreted as a search for invisible decays of heavy scalar particles acting as mediators to dark matter. The considered masses range from 50 GeV to 2 TeV, and the upper limit on the product of cross section and branching ratio to invisible particles ($\sigma^{\text{VBF}} \cdot \mathcal{B}_{\text{inv}}$) is shown in figure 14. The derived limits become stronger for heavier mediator masses due to an accumulation of the signal events at larger values of m_{jj} , where the background yields are smaller. The 95% CL upper limit on $\sigma^{\text{VBF}} \cdot \mathcal{B}_{\text{inv}}$ is 1.0 pb at a mediator mass of 50 GeV and strengthens to 0.1 pb for a mediator mass of 2 TeV.

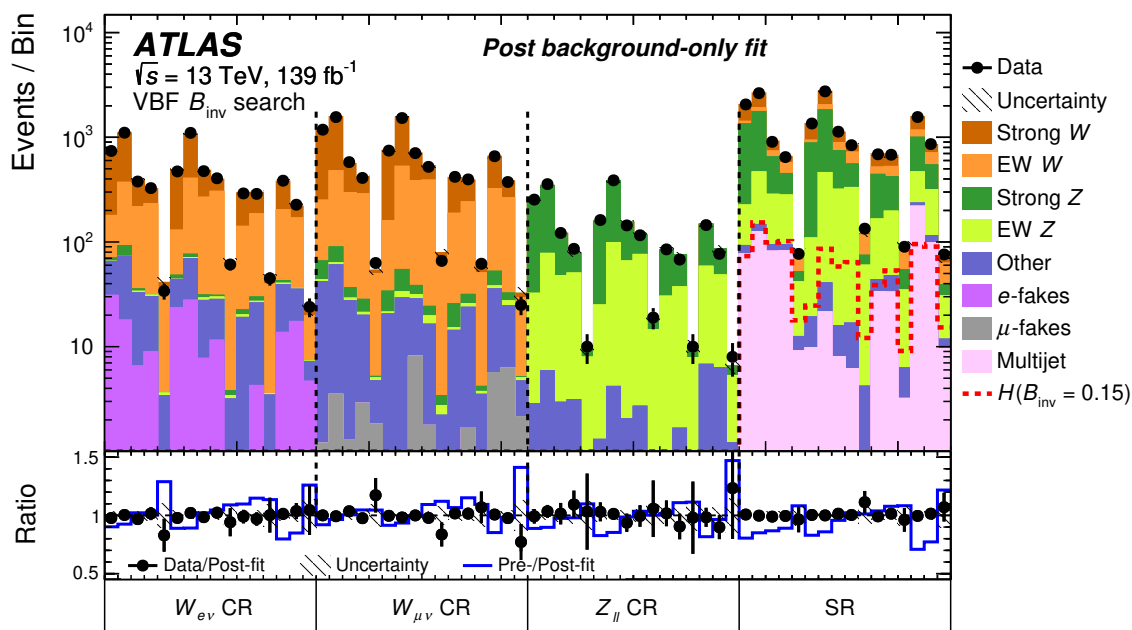
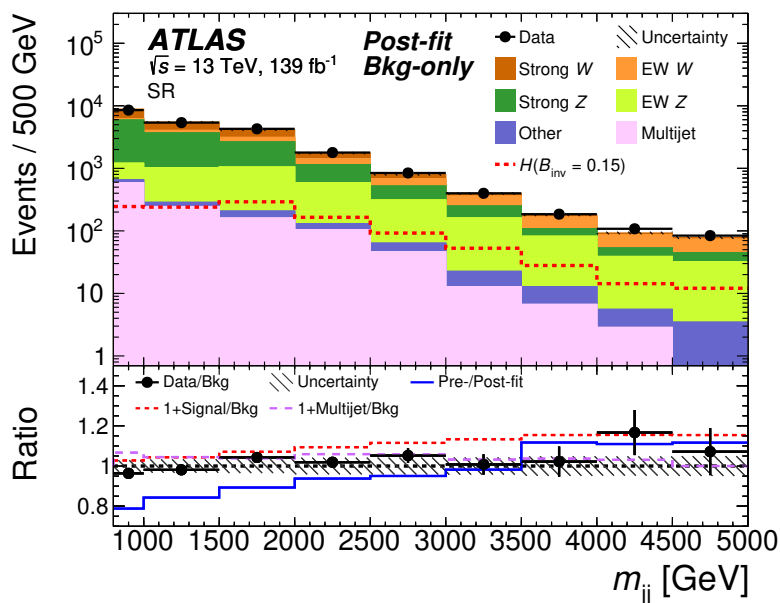
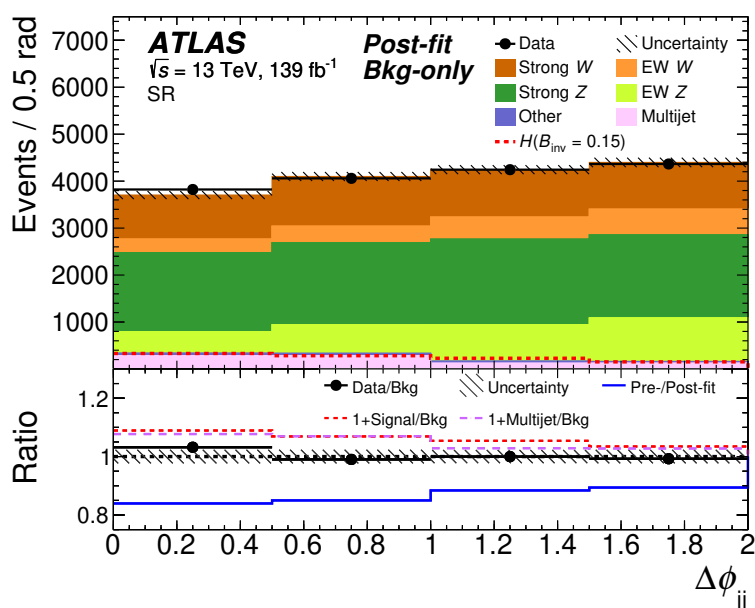


Figure 11. Post-fit results of all SR and CR bins with μ set to zero. Minor contributions from $t\bar{t}$, VV , VVV , and VBF H with $H \rightarrow \tau^+\tau^-$ or $H \rightarrow W^*W$ are combined and labelled ‘other’. The signal (dashed, red line) is scaled to a branching ratio of 15% for Higgs boson decays into invisible particles. The 16 bins in the SR and each of the three CRs are defined in figure 2. The fake-lepton and pile-up CRs, which contain an additional 41 bins that also enter the likelihood fit, are not shown, as this improves the readability. The ratio of the observed yields to the prediction of the model post-fit is shown by the points in the bottom plot and the relative change of the prediction with respect to the pre-fit yields is shown by the blue line.



(a)



(b)

Figure 12. Post-fit (a) m_{jj} and (b) $\Delta\phi_{jj}$ distributions in the inclusive signal region. Minor contributions from $t\bar{t}$, VV , VVV , and VBF H with $H \rightarrow \tau^+\tau^-$ or $H \rightarrow W^*W$ are combined and labelled ‘other’. The signal (dashed red line) is scaled to a branching ratio of 15% for Higgs boson decays into invisible particles. In addition to the data-to-background ratio, the lower panels show the ratio of the background expectation before and after the likelihood fit, the relative size of the multijet background, and the signal-to-background ratio. The latter two quantities are shifted by one to use the same y -axis scaling.

Source	Contribution to $\pm 1\sigma$ ($= 0.052$)
Data stats.	0.029
V + jets data stats.	0.022
MC stats.	0.014
Multijet	0.021
μ/e -fakes	0.019
Lepton	0.017
(Lepton – muon only)	0.0049
(Lepton – electron only)	0.016
JER	0.015
JES	0.011
Remaining	0.012
V + jets – theory	0.015
Signal – theory	0.0056

Table 8. The contributions to the 68% confidence interval of the fitted signal strength μ from different sources of systematic uncertainty. They are evaluated in a fit with the data yields set to the total background expectation. Due to residual correlations between categories, the sum in quadrature of the individual contributions only approximately equals the total uncertainty. The uncertainty due to the number of data events (‘Data stats.’) is obtained by fixing all systematic uncertainties to their best-fit values. The entry ‘ V + jets data stats.’ is the statistical uncertainty originating from data yields for the W and Z normalisation. The experimental uncertainties and the uncertainty related to the size of MC simulated samples (‘MC stats.’) are treated as separate categories. The ‘Remaining’ category contains E_T^{miss} , luminosity, and pile-up uncertainties, and a diboson uncertainty in the $Z_{\ell\ell}$ CR.

Observed	Expected	$+1\sigma$	-1σ	$+2\sigma$	-2σ
0.145	0.103	0.144	0.075	0.196	0.055

Table 9. Observed and expected limits on \mathcal{B}_{inv} for a Higgs boson with a mass of 125 GeV calculated at the 95% CL for a 139fb^{-1} data set. The $\pm 1\sigma$ and $\pm 2\sigma$ variations of the expected limit are also shown.

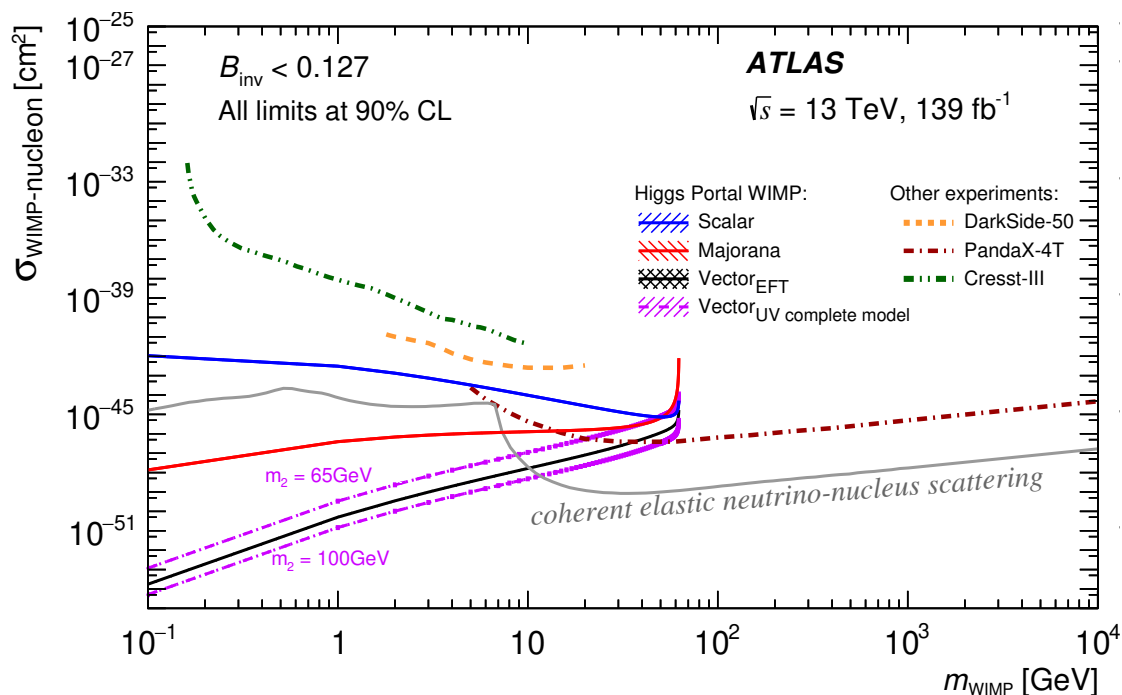


Figure 13. Upper limits on the spin-independent WIMP-nucleon cross section using Higgs portal interpretations of \mathcal{B}_{inv} at 90% CL vs m_{WIMP} . For the vector-like WIMP hypothesis, the dependence on the mass m_2 of the new scalar particle, which is often predicted by renormalisable models, is shown for two different values taken from ref. [151]. For comparison with direct searches for DM, the plot shows results from refs. [146–148]. The neutrino floor for coherent elastic neutrino-nucleus scattering is taken from refs. [153, 154] and assumes germanium as the target over the whole WIMP mass range. The dependence on the choice of target nucleus is relatively small, given the large range of cross sections shown.

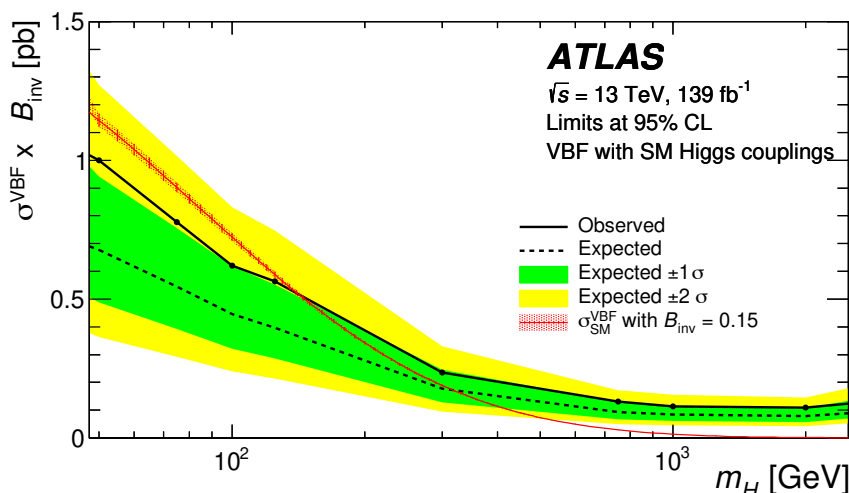


Figure 14. Upper limit on cross section times branching ratio to invisible particles for a scalar mediator as a function of its mass. For comparison the VBF cross section at NLO in QCD, i.e. without the electroweak corrections, for a particle with SM Higgs boson couplings, multiplied by a \mathcal{B}_{inv} value of 15%, is overlaid.

10 Conclusion

A search for Higgs boson decays into invisible particles is presented using 139 fb^{-1} of proton-proton collision data with a centre-of-mass energy of $\sqrt{s} = 13 \text{ TeV}$ collected between 2015 and 2018 by the ATLAS detector at the LHC. The VBF production mode is targeted by requiring two energetic jets that are not back-to-back in the azimuthal plane and exhibit a large rapidity separation, in addition to large values of the two-jet invariant mass and missing transverse momentum. Events with three or four jets are also considered if the additional jets are compatible with the hypothesis that they originate from final-state radiation from one of the VBF jets. The dominant $Z + \text{jets}$ and $W + \text{jets}$ backgrounds are evaluated using common control regions, which is made possible due to the use of a dedicated theoretical calculation at next-to-leading order in the phase space that is relevant for this analysis. Two independent data-driven techniques are used to estimate the multijet background.

Assuming the Standard Model cross section for the Higgs boson, an upper limit of 0.145 is set on the branching fraction \mathcal{B}_{inv} into invisible particles at 95% CL, with an expected limit of 0.103. This is a significant improvement on the previously published result using 36 fb^{-1} of Run-2 data and originates from various changes. The increased size of the data sample and simulated samples, together with refinements of the lepton identification and acceptance results in a relative improvement of the expected limit by $\sim 36\%$. The extension of the requirement that both leading jets are not pile-up tagged to forward jets with $|\eta| > 2.5$ improves the sensitivity by $\sim 17\%$. Considering events with three or four jets and events with lower values of missing transverse momentum, along with the finer binning of the signal region reduces the upper limit by $\sim 19\%$. The changes to the multijet and $V + \text{jets}$ background estimation lead to further improvements of $\sim 10\%$ and $\sim 6\%$, respectively.

The result is interpreted using Higgs portal models to exclude regions in the parameter space of $\sigma_{\text{WIMP-nucleon}}$ and m_{WIMP} for various WIMP models. The obtained results are further interpreted as a search for invisible decays of new scalar particles with masses of up to 2 TeV, resulting in an upper limit on $\sigma^{\text{VBF}} \cdot \mathcal{B}_{\text{inv}}$ of 1.0 pb for a mediator mass of 50 GeV and of 0.1 pb for 2 TeV.

Acknowledgments

We thank CERN for the very successful operation of the LHC, as well as the support staff from our institutions without whom ATLAS could not be operated efficiently.

We acknowledge the support of ANPCyT, Argentina; YerPhI, Armenia; ARC, Australia; BMWFW and FWF, Austria; ANAS, Azerbaijan; SSTC, Belarus; CNPq and FAPESP, Brazil; NSERC, NRC and CFI, Canada; CERN; ANID, Chile; CAS, MOST and NSFC, China; Minciencias, Colombia; MEYS CR, Czech Republic; D NRF and DNSRC, Denmark; IN2P3-CNRS and CEA-DRF/IRFU, France; SRNSFG, Georgia; BMBF, HGF and MPG, Germany; GSRI, Greece; RGC and Hong Kong SAR, China; ISF and Benozziyo Center, Israel; INFN, Italy; MEXT and JSPS, Japan; CNRST, Morocco; NWO, Netherlands; RCN, Norway; MEiN, Poland; FCT, Portugal; MNE/IFA, Romania; JINR; MES of Russia and NRC KI, Russian Federation; MESTD, Serbia; MSSR, Slovakia; ARRS and MIZŠ, Slovenia; DSI/NRF, South Africa; MICINN, Spain; SRC and Wallenberg Foundation, Sweden; SERI, SNSF and Cantons of Bern and Geneva, Switzerland; MOST, Taiwan; TAEK, Turkey; STFC, United Kingdom; DOE and NSF, United States of America. In addition, individual groups and members have received support from BCKDF, CANARIE, Compute Canada and CRC, Canada; COST, ERC, ERDF, Horizon 2020 and Marie Skłodowska-Curie Actions, European Union; Investissements d’Avenir Labex, Investissements d’Avenir Idex and ANR, France; DFG and AvH Foundation, Germany; Herakleitos, Thales and Aristeia programmes co-financed by EU-ESF and the Greek NSRF, Greece; BSF-NSF and GIF, Israel; Norwegian Financial Mechanism 2014–2021, Norway; NCN and NAWA, Poland; La Caixa Banking Foundation, CERCA Programme Generalitat de Catalunya and PROMETEO and GenT Programmes Generalitat Valenciana, Spain; Göran Gustafssons Stiftelse, Sweden; The Royal Society and Leverhulme Trust, United Kingdom.

The crucial computing support from all WLCG partners is acknowledged gratefully, in particular from CERN, the ATLAS Tier-1 facilities at TRIUMF (Canada), NDGF (Denmark, Norway, Sweden), CC-IN2P3 (France), KIT/GridKA (Germany), INFN-CNAF (Italy), NL-T1 (Netherlands), PIC (Spain), ASGC (Taiwan), RAL (U.K.) and BNL (U.S.A.), the Tier-2 facilities worldwide and large non-WLCG resource providers. Major contributors of computing resources are listed in ref. [155].

We thank Jonas Lindert, Marek Schönherr, and Stefano Augusto Pozzorini for providing the full next-to-leading-order corrections to the V +jets cross sections in the vector-boson-fusion signature while being associated with ATLAS.

Open Access. This article is distributed under the terms of the Creative Commons Attribution License ([CC-BY 4.0](https://creativecommons.org/licenses/by/4.0/)), which permits any use, distribution and reproduction in any medium, provided the original author(s) and source are credited. SCOAP³ supports the goals of the International Year of Basic Sciences for Sustainable Development.

References

- [1] ATLAS collaboration, *Observation of a new particle in the search for the Standard Model Higgs boson with the ATLAS detector at the LHC*, *Phys. Lett. B* **716** (2012) 1 [[arXiv:1207.7214](#)] [[INSPIRE](#)].
- [2] CMS collaboration, *Observation of a new boson at a mass of 125 GeV with the CMS experiment at the LHC*, *Phys. Lett. B* **716** (2012) 30 [[arXiv:1207.7235](#)] [[INSPIRE](#)].
- [3] R.E. Shrock and M. Suzuki, *Invisible Decays of Higgs Bosons*, *Phys. Lett. B* **110** (1982) 250 [[INSPIRE](#)].
- [4] D. Choudhury and D.P. Roy, *Signatures of an invisibly decaying Higgs particle at LHC*, *Phys. Lett. B* **322** (1994) 368 [[hep-ph/9312347](#)] [[INSPIRE](#)].
- [5] N. Arkani-Hamed, S. Dimopoulos, G.R. Dvali and J. March-Russell, *Neutrino masses from large extra dimensions*, *Phys. Rev. D* **65** (2001) 024032 [[hep-ph/9811448](#)] [[INSPIRE](#)].
- [6] O.J.P. Eboli and D. Zeppenfeld, *Observing an invisible Higgs boson*, *Phys. Lett. B* **495** (2000) 147 [[hep-ph/0009158](#)] [[INSPIRE](#)].
- [7] R.M. Godbole, M. Guchait, K. Mazumdar, S. Moretti and D.P. Roy, *Search for ‘invisible’ Higgs signals at LHC via associated production with gauge bosons*, *Phys. Lett. B* **571** (2003) 184 [[hep-ph/0304137](#)] [[INSPIRE](#)].
- [8] I. Antoniadis, M. Tuckmantel and F. Zwirner, *Phenomenology of a leptonic goldstino and invisible Higgs boson decays*, *Nucl. Phys. B* **707** (2005) 215 [[hep-ph/0410165](#)] [[INSPIRE](#)].
- [9] H. Davoudiasl, T. Han and H.E. Logan, *Discovering an invisibly decaying Higgs boson at hadron colliders*, *Phys. Rev. D* **71** (2005) 115007 [[hep-ph/0412269](#)] [[INSPIRE](#)].
- [10] B. Patt and F. Wilczek, *Higgs-field portal into hidden sectors*, [hep-ph/0605188](#) [[INSPIRE](#)].
- [11] S. Kanemura, S. Matsumoto, T. Nabeshima and N. Okada, *Can WIMP Dark Matter overcome the Nightmare Scenario?*, *Phys. Rev. D* **82** (2010) 055026 [[arXiv:1005.5651](#)] [[INSPIRE](#)].
- [12] A. Djouadi, O. Lebedev, Y. Mambrini and J. Quevillon, *Implications of LHC searches for Higgs-portal dark matter*, *Phys. Lett. B* **709** (2012) 65 [[arXiv:1112.3299](#)] [[INSPIRE](#)].
- [13] D. Ghosh, R. Godbole, M. Guchait, K. Mohan and D. Sengupta, *Looking for an Invisible Higgs Signal at the LHC*, *Phys. Lett. B* **725** (2013) 344 [[arXiv:1211.7015](#)] [[INSPIRE](#)].
- [14] G. Bélanger, B. Dumont, U. Ellwanger, J.F. Gunion and S. Kraml, *Status of invisible Higgs decays*, *Phys. Lett. B* **723** (2013) 340 [[arXiv:1302.5694](#)] [[INSPIRE](#)].
- [15] D. Curtin et al., *Exotic decays of the 125 GeV Higgs boson*, *Phys. Rev. D* **90** (2014) 075004 [[arXiv:1312.4992](#)] [[INSPIRE](#)].
- [16] H. Goldberg, *Constraint on the Photino Mass from Cosmology*, *Phys. Rev. Lett.* **50** (1983) 1419 [*Erratum ibid.* **103** (2009) 099905] [[INSPIRE](#)].
- [17] J.R. Ellis, J.S. Hagelin, D.V. Nanopoulos, K.A. Olive and M. Srednicki, *Supersymmetric Relics from the Big Bang*, *Nucl. Phys. B* **238** (1984) 453 [[INSPIRE](#)].
- [18] F. Zwicky, *On the Masses of Nebulae and of Clusters of Nebulae*, *Astrophys. J.* **86** (1937) 217 [[INSPIRE](#)].
- [19] V.C. Rubin and W.K. Ford Jr., *Rotation of the Andromeda Nebula from a Spectroscopic Survey of Emission Regions*, *Astrophys. J.* **159** (1970) 379 [[INSPIRE](#)].

- [20] D. Clowe et al., *A Direct Empirical Proof of the Existence of Dark Matter*, *Astrophys. J. Lett.* **648** (2006) L109 [[astro-ph/0608407](#)] [[INSPIRE](#)].
- [21] L. Lopez-Honorez, T. Schwetz and J. Zupan, *Higgs portal, fermionic dark matter, and a Standard Model like Higgs at 125 GeV*, *Phys. Lett. B* **716** (2012) 179 [[arXiv:1203.2064](#)] [[INSPIRE](#)].
- [22] CMS collaboration, *Search for invisible decays of Higgs bosons in the vector boson fusion and associated ZH production modes*, *Eur. Phys. J. C* **74** (2014) 2980 [[arXiv:1404.1344](#)] [[INSPIRE](#)].
- [23] ATLAS collaboration, *Search for invisible decays of the Higgs boson produced in association with a hadronically decaying vector boson in pp collisions at $\sqrt{s} = 8$ TeV with the ATLAS detector*, *Eur. Phys. J. C* **75** (2015) 337 [[arXiv:1504.04324](#)] [[INSPIRE](#)].
- [24] CMS collaboration, *Search for dark matter in proton-proton collisions at 8 TeV with missing transverse momentum and vector boson tagged jets*, *JHEP* **12** (2016) 083 [Erratum *ibid.* **08** (2017) 035] [[arXiv:1607.05764](#)] [[INSPIRE](#)].
- [25] ATLAS collaboration, *Search for invisible decays of a Higgs boson using vector-boson fusion in pp collisions at $\sqrt{s} = 8$ TeV with the ATLAS detector*, *JHEP* **01** (2016) 172 [[arXiv:1508.07869](#)] [[INSPIRE](#)].
- [26] ATLAS collaboration, *Search for dark matter in events with a hadronically decaying vector boson and missing transverse momentum in pp collisions at $\sqrt{s} = 13$ TeV with the ATLAS detector*, *JHEP* **10** (2018) 180 [[arXiv:1807.11471](#)] [[INSPIRE](#)].
- [27] ATLAS collaboration, *Search for invisible Higgs boson decays in vector boson fusion at $\sqrt{s} = 13$ TeV with the ATLAS detector*, *Phys. Lett. B* **793** (2019) 499 [[arXiv:1809.06682](#)] [[INSPIRE](#)].
- [28] CMS collaboration, *Search for dark matter produced in association with a leptonically decaying Z boson in proton-proton collisions at $\sqrt{s} = 13$ TeV*, *Eur. Phys. J. C* **81** (2021) 13 [Erratum *ibid.* **81** (2021) 333] [[arXiv:2008.04735](#)] [[INSPIRE](#)].
- [29] CMS collaboration, *Search for new particles in events with energetic jets and large missing transverse momentum in proton-proton collisions at $\sqrt{s} = 13$ TeV*, *JHEP* **11** (2021) 153 [[arXiv:2107.13021](#)] [[INSPIRE](#)].
- [30] CMS collaboration, *Search for invisible decays of the Higgs boson produced via vector boson fusion in proton-proton collisions at $\sqrt{s} = 13$ TeV*, *Phys. Rev. D* **105** (2022) 092007 [[arXiv:2201.11585](#)] [[INSPIRE](#)].
- [31] ATLAS collaboration, *Search for associated production of a Z boson with an invisibly decaying Higgs boson or dark matter candidates at $\sqrt{s} = 13$ TeV with the ATLAS detector*, *Phys. Lett. B* **829** (2022) 137066 [[arXiv:2111.08372](#)] [[INSPIRE](#)].
- [32] L. Evans and P. Bryant, eds., *LHC Machine*, 2008 *JINST* **3** S08001 [[INSPIRE](#)].
- [33] LHC HIGGS CROSS SECTION WORKING GROUP collaboration, *Handbook of LHC Higgs Cross Sections: 4. Deciphering the Nature of the Higgs Sector*, CERN Yellow Rep. Monogr., CERN, Geneva (2016) [[arXiv:1610.07922](#)] [[INSPIRE](#)].
- [34] ATLAS collaboration, *Combination of Searches for Invisible Higgs Boson Decays with the ATLAS Experiment*, *Phys. Rev. Lett.* **122** (2019) 231801 [[arXiv:1904.05105](#)] [[INSPIRE](#)].
- [35] CMS collaboration, *Search for invisible decays of a Higgs boson produced through vector boson fusion in proton-proton collisions at $\sqrt{s} = 13$ TeV*, *Phys. Lett. B* **793** (2019) 520 [[arXiv:1809.05937](#)] [[INSPIRE](#)].

- [36] ATLAS and CMS collaborations, *Measurements of the Higgs boson production and decay rates and constraints on its couplings from a combined ATLAS and CMS analysis of the LHC pp collision data at $\sqrt{s} = 7$ and 8 TeV*, *JHEP* **08** (2016) 045 [[arXiv:1606.02266](#)] [[INSPIRE](#)].
- [37] CMS collaboration, *Combined measurements of Higgs boson couplings in proton-proton collisions at $\sqrt{s} = 13$ TeV*, *Eur. Phys. J. C* **79** (2019) 421 [[arXiv:1809.10733](#)] [[INSPIRE](#)].
- [38] ATLAS collaboration, *Combined measurements of Higgs boson production and decay using up to 80 fb^{-1} of proton-proton collision data at $\sqrt{s} = 13$ TeV collected with the ATLAS experiment*, *Phys. Rev. D* **101** (2020) 012002 [[arXiv:1909.02845](#)] [[INSPIRE](#)].
- [39] LHC HIGGS CROSS SECTION WORKING GROUP collaboration, *Handbook of LHC Higgs Cross Sections: 1. Inclusive Observables*, CERN Yellow Rep. Monogr., CERN, Geneva (2011) [[arXiv:1101.0593](#)] [[INSPIRE](#)].
- [40] S. Dittmaier et al., *Handbook of LHC Higgs Cross Sections: 2. Differential Distributions*, CERN Yellow Rep. Monogr., CERN, Geneva (2012) [[arXiv:1201.3084](#)] [[INSPIRE](#)].
- [41] J.M. Lindert, S. Pozzorini and M. Schönherr, *Precise predictions for $V+2$ jet backgrounds in searches for invisible Higgs decays*, [arXiv:2204.07652](#) [[INSPIRE](#)].
- [42] ATLAS collaboration, *The ATLAS Experiment at the CERN Large Hadron Collider*, 2008 *JINST* **3** S08003 [[INSPIRE](#)].
- [43] ATLAS collaboration, *ATLAS Insertable B-Layer Technical Design Report*, CERN-LHCC-2010-013, ATLAS-TDR-19 (2010).
- [44] ATLAS collaboration, *ATLAS Insertable B-Layer Technical Design Report Addendum*, CERN-LHCC-2012-009, ATLAS-TDR-19-ADD-1 (2012).
- [45] ATLAS IBL collaboration, *Production and integration of the ATLAS Insertable B-Layer*, 2018 *JINST* **13** T05008 [[arXiv:1803.00844](#)] [[INSPIRE](#)].
- [46] ATLAS collaboration, *Performance of the ATLAS trigger system in 2015*, *Eur. Phys. J. C* **77** (2017) 317 [[arXiv:1611.09661](#)] [[INSPIRE](#)].
- [47] ATLAS collaboration, *The ATLAS Collaboration Software and Firmware*, ATLAS-SOFT-PUB-2021-001 (2021).
- [48] ATLAS collaboration, *ATLAS data quality operations and performance for 2015–2018 data-taking*, 2020 *JINST* **15** P04003 [[arXiv:1911.04632](#)] [[INSPIRE](#)].
- [49] ATLAS collaboration, *Luminosity determination in pp collisions at $\sqrt{s} = 13$ TeV using the ATLAS detector at the LHC*, ATLAS-CONF-2019-021 (2019).
- [50] G. Avoni et al., *The new LUCID-2 detector for luminosity measurement and monitoring in ATLAS*, 2018 *JINST* **13** P07017 [[INSPIRE](#)].
- [51] ATLAS collaboration, *Performance of the missing transverse momentum triggers for the ATLAS detector during Run-2 data taking*, *JHEP* **08** (2020) 080 [[arXiv:2005.09554](#)] [[INSPIRE](#)].
- [52] ATLAS collaboration, *Performance of electron and photon triggers in ATLAS during LHC Run 2*, *Eur. Phys. J. C* **80** (2020) 47 [[arXiv:1909.00761](#)] [[INSPIRE](#)].
- [53] ATLAS collaboration, *Performance of the ATLAS muon triggers in Run 2*, 2020 *JINST* **15** P09015 [[arXiv:2004.13447](#)] [[INSPIRE](#)].
- [54] ATLAS collaboration, *The performance of the jet trigger for the ATLAS detector during 2011 data taking*, *Eur. Phys. J. C* **76** (2016) 526 [[arXiv:1606.07759](#)] [[INSPIRE](#)].

- [55] ATLAS collaboration, *The ATLAS Simulation Infrastructure*, *Eur. Phys. J. C* **70** (2010) 823 [[arXiv:1005.4568](#)] [[INSPIRE](#)].
- [56] GEANT4 collaboration, *GEANT4 — a simulation toolkit*, *Nucl. Instrum. Meth. A* **506** (2003) 250 [[INSPIRE](#)].
- [57] T. Sjöstrand et al., *An introduction to PYTHIA 8.2*, *Comput. Phys. Commun.* **191** (2015) 159 [[arXiv:1410.3012](#)] [[INSPIRE](#)].
- [58] R.D. Ball et al., *Parton distributions with LHC data*, *Nucl. Phys. B* **867** (2013) 244 [[arXiv:1207.1303](#)] [[INSPIRE](#)].
- [59] ATLAS collaboration, *The Pythia 8 A3 tune description of ATLAS minimum bias and inelastic measurements incorporating the Donnachie-Landshoff diffractive model*, [ATL-PHYS-PUB-2016-017](#) (2016).
- [60] SHERPA collaboration, *Event Generation with Sherpa 2.2*, *SciPost Phys.* **7** (2019) 034 [[arXiv:1905.09127](#)] [[INSPIRE](#)].
- [61] NNPDF collaboration, *Parton distributions for the LHC run II*, *JHEP* **04** (2015) 040 [[arXiv:1410.8849](#)] [[INSPIRE](#)].
- [62] S. Schumann and F. Krauss, *A parton shower algorithm based on Catani-Seymour dipole factorisation*, *JHEP* **03** (2008) 038 [[arXiv:0709.1027](#)] [[INSPIRE](#)].
- [63] S. Catani, F. Krauss, R. Kuhn and B.R. Webber, *QCD Matrix Elements + Parton Showers*, *JHEP* **11** (2001) 063 [[hep-ph/0109231](#)] [[INSPIRE](#)].
- [64] S. Hoeche, F. Krauss, M. Schonherr and F. Siegert, *A critical appraisal of NLO+PS matching methods*, *JHEP* **09** (2012) 049 [[arXiv:1111.1220](#)] [[INSPIRE](#)].
- [65] S. Hoeche, F. Krauss, M. Schonherr and F. Siegert, *QCD matrix elements + parton showers. The NLO case*, *JHEP* **04** (2013) 027 [[arXiv:1207.5030](#)] [[INSPIRE](#)].
- [66] S. Hoeche, F. Krauss, S. Schumann and F. Siegert, *QCD matrix elements and truncated showers*, *JHEP* **05** (2009) 053 [[arXiv:0903.1219](#)] [[INSPIRE](#)].
- [67] T. Gleisberg and S. Hoeche, *Comix, a new matrix element generator*, *JHEP* **12** (2008) 039 [[arXiv:0808.3674](#)] [[INSPIRE](#)].
- [68] F. Cascioli, P. Maierhofer and S. Pozzorini, *Scattering Amplitudes with Open Loops*, *Phys. Rev. Lett.* **108** (2012) 111601 [[arXiv:1111.5206](#)] [[INSPIRE](#)].
- [69] A. Denner, S. Dittmaier and L. Hofer, *Collier: A fortran-based complex one-loop library in extended regularizations*, *Comput. Phys. Commun.* **212** (2017) 220 [[arXiv:1604.06792](#)] [[INSPIRE](#)].
- [70] C. Anastasiou, L.J. Dixon, K. Melnikov and F. Petriello, *High precision QCD at hadron colliders: Electroweak gauge boson rapidity distributions at NNLO*, *Phys. Rev. D* **69** (2004) 094008 [[hep-ph/0312266](#)] [[INSPIRE](#)].
- [71] S.D. Ellis and D.E. Soper, *Successive combination jet algorithm for hadron collisions*, *Phys. Rev. D* **48** (1993) 3160 [[hep-ph/9305266](#)] [[INSPIRE](#)].
- [72] S. Catani, Y.L. Dokshitzer, M.H. Seymour and B.R. Webber, *Longitudinally-invariant k_{\perp} -clustering algorithms for hadron-hadron collisions*, *Nucl. Phys. B* **406** (1993) 187 [[INSPIRE](#)].
- [73] M. Bahr et al., *HERWIG++ physics and manual*, *Eur. Phys. J. C* **58** (2008) 639 [[arXiv:0803.0883](#)] [[INSPIRE](#)].

- [74] J. Bellm et al., *HERWIG 7.2 release note*, *Eur. Phys. J. C* **80** (2020) 452 [[arXiv:1912.06509](#)] [[INSPIRE](#)].
- [75] K. Arnold et al., *VBFNLO: A Parton level Monte Carlo for processes with electroweak bosons*, *Comput. Phys. Commun.* **180** (2009) 1661 [[arXiv:0811.4559](#)] [[INSPIRE](#)].
- [76] L.A. Harland-Lang, A.D. Martin, P. Motylinski and R.S. Thorne, *Parton distributions in the LHC era: MMHT 2014 PDFs*, *Eur. Phys. J. C* **75** (2015) 204 [[arXiv:1412.3989](#)] [[INSPIRE](#)].
- [77] J. Alwall et al., *The automated computation of tree-level and next-to-leading order differential cross sections, and their matching to parton shower simulations*, *JHEP* **07** (2014) 079 [[arXiv:1405.0301](#)] [[INSPIRE](#)].
- [78] S. Frixione, P. Nason and G. Ridolfi, *A positive-weight next-to-leading-order Monte Carlo for heavy flavour hadroproduction*, *JHEP* **09** (2007) 126 [[arXiv:0707.3088](#)] [[INSPIRE](#)].
- [79] P. Nason, *A new method for combining NLO QCD with shower Monte Carlo algorithms*, *JHEP* **11** (2004) 040 [[hep-ph/0409146](#)] [[INSPIRE](#)].
- [80] S. Frixione, P. Nason and C. Oleari, *Matching NLO QCD computations with parton shower simulations: the POWHEG method*, *JHEP* **11** (2007) 070 [[arXiv:0709.2092](#)] [[INSPIRE](#)].
- [81] S. Alioli, P. Nason, C. Oleari and E. Re, *A general framework for implementing NLO calculations in shower Monte Carlo programs: the POWHEG BOX*, *JHEP* **06** (2010) 043 [[arXiv:1002.2581](#)] [[INSPIRE](#)].
- [82] ATLAS collaboration, *Studies on top-quark Monte Carlo modelling for Top2016*, [ATL-PHYS-PUB-2016-020](#) (2016).
- [83] ATLAS Pythia 8 tunes to 7 TeV data, [ATL-PHYS-PUB-2014-021](#) (2014).
- [84] D.J. Lange, *The EvtGen particle decay simulation package*, *Nucl. Instrum. Meth. A* **462** (2001) 152 [[INSPIRE](#)].
- [85] S. Mrenna and P. Skands, *Automated parton-shower variations in PYTHIA 8*, *Phys. Rev. D* **94** (2016) 074005 [[arXiv:1605.08352](#)] [[INSPIRE](#)].
- [86] K. Hamilton, P. Nason, E. Re and G. Zanderighi, *NNLOPS simulation of Higgs boson production*, *JHEP* **10** (2013) 222 [[arXiv:1309.0017](#)] [[INSPIRE](#)].
- [87] K. Hamilton, P. Nason and G. Zanderighi, *Finite quark-mass effects in the NNLOPS POWHEG+MiNLO Higgs generator*, *JHEP* **05** (2015) 140 [[arXiv:1501.04637](#)] [[INSPIRE](#)].
- [88] K. Hamilton, P. Nason and G. Zanderighi, *MINLO: Multi-Scale Improved NLO*, *JHEP* **10** (2012) 155 [[arXiv:1206.3572](#)] [[INSPIRE](#)].
- [89] J.M. Campbell, R.K. Ellis, R. Frederix, P. Nason, C. Oleari and C. Williams, *NLO Higgs Boson Production Plus One and Two Jets Using the POWHEG BOX, MadGraph4 and MCFM*, *JHEP* **07** (2012) 092 [[arXiv:1202.5475](#)] [[INSPIRE](#)].
- [90] K. Hamilton, P. Nason, C. Oleari and G. Zanderighi, *Merging H/W/Z + 0 and 1 jet at NLO with no merging scale: a path to parton shower + NNLO matching*, *JHEP* **05** (2013) 082 [[arXiv:1212.4504](#)] [[INSPIRE](#)].
- [91] S. Catani and M. Grazzini, *Next-to-Next-to-Leading-Order Subtraction Formalism in Hadron Collisions and its Application to Higgs-Boson Production at the Large Hadron Collider*, *Phys. Rev. Lett.* **98** (2007) 222002 [[hep-ph/0703012](#)] [[INSPIRE](#)].
- [92] J. Butterworth et al., *PDF4LHC recommendations for LHC Run II*, *J. Phys. G* **43** (2016) 023001 [[arXiv:1510.03865](#)] [[INSPIRE](#)].

- [93] C. Anastasiou et al., *High precision determination of the gluon fusion Higgs boson cross-section at the LHC*, *JHEP* **05** (2016) 058 [[arXiv:1602.00695](#)] [[INSPIRE](#)].
- [94] C. Anastasiou, C. Duhr, F. Dulat, F. Herzog and B. Mistlberger, *Higgs Boson Gluon-Fusion Production in QCD at Three Loops*, *Phys. Rev. Lett.* **114** (2015) 212001 [[arXiv:1503.06056](#)] [[INSPIRE](#)].
- [95] F. Dulat, A. Lazopoulos and B. Mistlberger, *iHixs 2 — Inclusive Higgs cross sections*, *Comput. Phys. Commun.* **233** (2018) 243 [[arXiv:1802.00827](#)] [[INSPIRE](#)].
- [96] R.V. Harlander and K.J. Ozeren, *Finite top mass effects for hadronic Higgs production at next-to-next-to-leading order*, *JHEP* **11** (2009) 088 [[arXiv:0909.3420](#)] [[INSPIRE](#)].
- [97] R.V. Harlander and K.J. Ozeren, *Top mass effects in Higgs production at next-to-next-to-leading order QCD: Virtual corrections*, *Phys. Lett. B* **679** (2009) 467 [[arXiv:0907.2997](#)] [[INSPIRE](#)].
- [98] R.V. Harlander, H. Mantler, S. Marzani and K.J. Ozeren, *Higgs production in gluon fusion at next-to-next-to-leading order QCD for finite top mass*, *Eur. Phys. J. C* **66** (2010) 359 [[arXiv:0912.2104](#)] [[INSPIRE](#)].
- [99] A. Pak, M. Rogal and M. Steinhauser, *Finite top quark mass effects in NNLO Higgs boson production at LHC*, *JHEP* **02** (2010) 025 [[arXiv:0911.4662](#)] [[INSPIRE](#)].
- [100] S. Actis, G. Passarino, C. Sturm and S. Uccirati, *NLO electroweak corrections to Higgs boson production at hadron colliders*, *Phys. Lett. B* **670** (2008) 12 [[arXiv:0809.1301](#)] [[INSPIRE](#)].
- [101] S. Actis, G. Passarino, C. Sturm and S. Uccirati, *NNLO computational techniques: The cases $H \rightarrow \gamma\gamma$ and $H \rightarrow gg$* , *Nucl. Phys. B* **811** (2009) 182 [[arXiv:0809.3667](#)] [[INSPIRE](#)].
- [102] M. Bonetti, K. Melnikov and L. Tancredi, *Higher order corrections to mixed QCD-EW contributions to Higgs boson production in gluon fusion*, *Phys. Rev. D* **97** (2018) 056017 [*Erratum ibid.* **97** (2018) 099906] [[arXiv:1801.10403](#)] [[INSPIRE](#)].
- [103] P. Nason and C. Oleari, *NLO Higgs boson production via vector-boson fusion matched with shower in POWHEG*, *JHEP* **02** (2010) 037 [[arXiv:0911.5299](#)] [[INSPIRE](#)].
- [104] M. Ciccolini, A. Denner and S. Dittmaier, *Strong and Electroweak Corrections to the Production of Higgs + 2 Jets via Weak Interactions at the Large Hadron Collider*, *Phys. Rev. Lett.* **99** (2007) 161803 [[arXiv:0707.0381](#)] [[INSPIRE](#)].
- [105] M. Ciccolini, A. Denner and S. Dittmaier, *Electroweak and QCD corrections to Higgs production via vector-boson fusion at the CERN LHC*, *Phys. Rev. D* **77** (2008) 013002 [[arXiv:0710.4749](#)] [[INSPIRE](#)].
- [106] P. Bolzoni, F. Maltoni, S.-O. Moch and M. Zaro, *Higgs Boson Production via Vector-Boson Fusion at Next-to-Next-to-Leading Order in QCD*, *Phys. Rev. Lett.* **105** (2010) 011801 [[arXiv:1003.4451](#)] [[INSPIRE](#)].
- [107] A. Denner, S. Dittmaier, S. Kallweit and A. Mück, *HAWK 2.0: A Monte Carlo program for Higgs production in vector-boson fusion and Higgs strahlung at hadron colliders*, *Comput. Phys. Commun.* **195** (2015) 161 [[arXiv:1412.5390](#)] [[INSPIRE](#)].
- [108] C. ATLAS et al., *The simulation principle and performance of the ATLAS fast calorimeter simulation FastCaloSim*, *ATL-PHYS-PUB-2010-013* (2010).
- [109] A. Djouadi, J. Kalinowski and M. Spira, *HDECAY: A program for Higgs boson decays in the Standard Model and its supersymmetric extension*, *Comput. Phys. Commun.* **108** (1998) 56 [[hep-ph/9704448](#)] [[INSPIRE](#)].

- [110] M. Spira, *QCD effects in Higgs Physics*, *Fortsch. Phys.* **46** (1998) 203 [[hep-ph/9705337](#)] [[INSPIRE](#)].
- [111] A. Djouadi, M.M. Muhlleitner and M. Spira, *Decays of supersymmetric particles: The Program SUSY-HIT (SUSpect-SdecaY-Hdecay-InTerface)*, *Acta Phys. Polon. B* **38** (2007) 635 [[hep-ph/0609292](#)] [[INSPIRE](#)].
- [112] A. Bredenstein, A. Denner, S. Dittmaier and M.M. Weber, *Radiative corrections to the semileptonic and hadronic Higgs-boson decays $H \rightarrow WW/ZZ \rightarrow 4$ fermions*, *JHEP* **02** (2007) 080 [[hep-ph/0611234](#)] [[INSPIRE](#)].
- [113] A. Bredenstein, A. Denner, S. Dittmaier and M.M. Weber, *Precise predictions for the Higgs-boson decay $H \rightarrow WW/ZZ \rightarrow 4$ leptons*, *Phys. Rev. D* **74** (2006) 013004 [[hep-ph/0604011](#)] [[INSPIRE](#)].
- [114] A. Bredenstein, A. Denner, S. Dittmaier and M.M. Weber, *Precision calculations for the Higgs decays $H \rightarrow ZZ/WW \rightarrow 4$ leptons*, *Nucl. Phys. B Proc. Suppl.* **160** (2006) 131 [[hep-ph/0607060](#)] [[INSPIRE](#)].
- [115] *Vertex Reconstruction Performance of the ATLAS Detector at $\sqrt{s} = 13$ TeV*, [ATL-PHYS-PUB-2015-026](#) (2015).
- [116] ATLAS collaboration, *Electron and photon performance measurements with the ATLAS detector using the 2015–2017 LHC proton-proton collision data*, *2019 JINST* **14** P12006 [[arXiv:1908.00005](#)] [[INSPIRE](#)].
- [117] ATLAS collaboration, *Muon reconstruction and identification efficiency in ATLAS using the full Run 2 pp collision data set at $\sqrt{s} = 13$ TeV*, *Eur. Phys. J. C* **81** (2021) 578 [[arXiv:2012.00578](#)] [[INSPIRE](#)].
- [118] ATLAS collaboration, *Observation of electroweak production of two jets in association with an isolated photon and missing transverse momentum, and search for a Higgs boson decaying into invisible particles at 13 TeV with the ATLAS detector*, *Eur. Phys. J. C* **82** (2022) 105 [[arXiv:2109.00925](#)] [[INSPIRE](#)].
- [119] M. Cacciari, G.P. Salam and G. Soyez, *The anti- k_t jet clustering algorithm*, *JHEP* **04** (2008) 063 [[arXiv:0802.1189](#)] [[INSPIRE](#)].
- [120] M. Cacciari, G.P. Salam and G. Soyez, *FastJet user manual*, *Eur. Phys. J. C* **72** (2012) 1896 [[arXiv:1111.6097](#)] [[INSPIRE](#)].
- [121] ATLAS collaboration, *Jet reconstruction and performance using particle flow with the ATLAS Detector*, *Eur. Phys. J. C* **77** (2017) 466 [[arXiv:1703.10485](#)] [[INSPIRE](#)].
- [122] ATLAS collaboration, *Jet energy scale and resolution measured in proton-proton collisions at $\sqrt{s} = 13$ TeV with the ATLAS detector*, *Eur. Phys. J. C* **81** (2021) 689 [[arXiv:2007.02645](#)] [[INSPIRE](#)].
- [123] *Tagging and suppression of pileup jets with the ATLAS detector*, [ATLAS-CONF-2014-018](#) (2014).
- [124] ATLAS collaboration, *Forward Jet Vertex Tagging: A new technique for the identification and rejection of forward pileup jets*, [ATL-PHYS-PUB-2015-034](#) (2015).
- [125] ATLAS collaboration, *Forward jet vertex tagging using the particle flow algorithm*, [ATL-PHYS-PUB-2019-026](#) (2019).
- [126] ATLAS collaboration, *Measurements of b -jet tagging efficiency with the ATLAS detector using $t\bar{t}$ events at $\sqrt{s} = 13$ TeV*, *JHEP* **08** (2018) 089 [[arXiv:1805.01845](#)] [[INSPIRE](#)].

- [127] ATLAS collaboration, *Performance of missing transverse momentum reconstruction with the ATLAS detector using proton-proton collisions at $\sqrt{s} = 13$ TeV*, *Eur. Phys. J. C* **78** (2018) 903 [[arXiv:1802.08168](#)] [[INSPIRE](#)].
- [128] ATLAS collaboration, *E_T^{miss} performance in the ATLAS detector using 2015–2016 LHC pp collisions*, *ATLAS-CONF-2018-023* (2018).
- [129] *Selection of jets produced in 13 TeV proton-proton collisions with the ATLAS detector*, *ATLAS-CONF-2015-029* (2015).
- [130] ATLAS collaboration, *Observation and measurement of Higgs boson decays to WW^* with the ATLAS detector*, *Phys. Rev. D* **92** (2015) 012006 [[arXiv:1412.2641](#)] [[INSPIRE](#)].
- [131] J. Baglio et al., *VBFNLO: A Parton Level Monte Carlo for Processes with Electroweak Bosons — Manual for Version 2.7.0*, [arXiv:1107.4038](#) [[INSPIRE](#)].
- [132] CMS collaboration, *Search for New Physics with Jets and Missing Transverse Momentum in pp collisions at $\sqrt{s} = 7$ TeV*, *JHEP* **08** (2011) 155 [[arXiv:1106.4503](#)] [[INSPIRE](#)].
- [133] L. Lönnblad and S. Prestel, *Matching Tree-Level Matrix Elements with Interleaved Showers*, *JHEP* **03** (2012) 019 [[arXiv:1109.4829](#)] [[INSPIRE](#)].
- [134] LHC HIGGS CROSS SECTION WORKING GROUP collaboration, *Handbook of LHC Higgs Cross Sections: 4. Deciphering the Nature of the Higgs Sector*, [arXiv:1610.07922](#) [[INSPIRE](#)].
- [135] I.W. Stewart and F.J. Tackmann, *Theory uncertainties for Higgs mass and other searches using jet bins*, *Phys. Rev. D* **85** (2012) 034011 [[arXiv:1107.2117](#)] [[INSPIRE](#)].
- [136] ATLAS collaboration, *Electron reconstruction and identification in the ATLAS experiment using the 2015 and 2016 LHC proton-proton collision data at $\sqrt{s} = 13$ TeV*, *Eur. Phys. J. C* **79** (2019) 639 [[arXiv:1902.04655](#)] [[INSPIRE](#)].
- [137] ATLAS collaboration, *Muon reconstruction performance of the ATLAS detector in proton-proton collision data at $\sqrt{s} = 13$ TeV*, *Eur. Phys. J. C* **76** (2016) 292 [[arXiv:1603.05598](#)] [[INSPIRE](#)].
- [138] ATLAS collaboration, *Validation of the muon momentum corrections for the ATLAS simulation using the $\Upsilon \rightarrow \mu\mu$ channel based on 36.5 fb^{-1} of pp collision data collected in 2015 and 2016*, *ATL-PHYS-PUB-2019-018* (2019).
- [139] *Jet Calibration and Systematic Uncertainties for Jets Reconstructed in the ATLAS Detector at $\sqrt{s} = 13$ TeV*, *ATL-PHYS-PUB-2015-015* (2015).
- [140] T. Junk, *Confidence level computation for combining searches with small statistics*, *Nucl. Instrum. Meth. A* **434** (1999) 435 [[hep-ex/9902006](#)] [[INSPIRE](#)].
- [141] A.L. Read, *Presentation of search results: the CL_S technique*, *J. Phys. G* **28** (2002) 2693 [[INSPIRE](#)].
- [142] G. Cowan, K. Cranmer, E. Gross and O. Vitells, *Asymptotic formulae for likelihood-based tests of new physics*, *Eur. Phys. J. C* **71** (2011) 1554 [*Erratum ibid.* **73** (2013) 2501] [[arXiv:1007.1727](#)] [[INSPIRE](#)].
- [143] ATLAS collaboration, *Differential cross-section measurements for the electroweak production of dijets in association with a Z boson in proton-proton collisions at ATLAS*, *Eur. Phys. J. C* **81** (2021) 163 [[arXiv:2006.15458](#)] [[INSPIRE](#)].
- [144] P.J. Fox, R. Harnik, J. Kopp and Y. Tsai, *Missing Energy Signatures of Dark Matter at the LHC*, *Phys. Rev. D* **85** (2012) 056011 [[arXiv:1109.4398](#)] [[INSPIRE](#)].

- [145] A. De Simone, G.F. Giudice and A. Strumia, *Benchmarks for Dark Matter Searches at the LHC*, *JHEP* **06** (2014) 081 [[arXiv:1402.6287](#)] [[INSPIRE](#)].
- [146] CRESST collaboration, *First results from the CRESST-III low-mass dark matter program*, *Phys. Rev. D* **100** (2019) 102002 [[arXiv:1904.00498](#)] [[INSPIRE](#)].
- [147] DARKSIDE collaboration, *Low-Mass Dark Matter Search with the DarkSide-50 Experiment*, *Phys. Rev. Lett.* **121** (2018) 081307 [[arXiv:1802.06994](#)] [[INSPIRE](#)].
- [148] PANDAX-4T collaboration, *Dark Matter Search Results from the PandaX-4T Commissioning Run*, *Phys. Rev. Lett.* **127** (2021) 261802 [[arXiv:2107.13438](#)] [[INSPIRE](#)].
- [149] S. Baek, P. Ko and W.-I. Park, *Invisible Higgs decay width versus dark matter direct detection cross section in Higgs portal dark matter models*, *Phys. Rev. D* **90** (2014) 055014 [[arXiv:1405.3530](#)] [[INSPIRE](#)].
- [150] G. Arcadi, A. Djouadi and M. Kado, *The Higgs-portal for vector dark matter and the effective field theory approach: A reappraisal*, *Phys. Lett. B* **805** (2020) 135427 [[arXiv:2001.10750](#)] [[INSPIRE](#)].
- [151] M. Zaazoua, L. Truong, K.A. Assamagan and F. Fassi, *Higgs portal vector dark matter interpretation: review of Effective Field Theory approach and ultraviolet complete models*, *LHEP* **2022** (2022) [[arXiv:2107.01252](#)] [[INSPIRE](#)].
- [152] M. Hoferichter, P. Klos, J. Menéndez and A. Schwenk, *Improved limits for Higgs-portal dark matter from LHC searches*, *Phys. Rev. Lett.* **119** (2017) 181803 [[arXiv:1708.02245](#)] [[INSPIRE](#)].
- [153] J. Billard, L. Strigari and E. Figueroa-Feliciano, *Implication of neutrino backgrounds on the reach of next generation dark matter direct detection experiments*, *Phys. Rev. D* **89** (2014) 023524 [[arXiv:1307.5458](#)] [[INSPIRE](#)].
- [154] F. Ruppin, J. Billard, E. Figueroa-Feliciano and L. Strigari, *Complementarity of dark matter detectors in light of the neutrino background*, *Phys. Rev. D* **90** (2014) 083510 [[arXiv:1408.3581](#)] [[INSPIRE](#)].
- [155] ATLAS collaboration, *ATLAS Computing Acknowledgements*, *ATL-SOFT-PUB-2021-003* (2021).

The ATLAS collaboration

G. Aad¹⁰⁰, B. Abbott¹²⁶, D.C. Abbott¹⁰¹, A. Abed Abud³⁶, K. Abeling⁵³, D.K. Abhayasinghe⁹³, S.H. Abidi²⁹, A. Abouhorma^{35e}, H. Abramowicz¹⁵⁸, H. Abreu¹⁵⁷, Y. Abulaiti¹²³, A.C. Abusleme Hoffman^{144a}, B.S. Acharya^{66a,66b,n}, B. Achkar⁵³, L. Adam⁹⁸, C. Adam Bourdarios⁴, L. Adamczyk^{83a}, L. Adamek¹⁶³, S.V. Addepalli²⁶, J. Adelman¹¹⁸, A. Adiguzel^{21c}, S. Adorni⁵⁴, T. Adye¹⁴¹, A.A. Affolder¹⁴³, Y. Afik³⁶, M.N. Agaras¹³, J. Agarwala^{70a,70b}, A. Aggarwal⁹⁸, C. Agheorghiesei^{27c}, J.A. Aguilar-Saavedra^{137f,137a,y}, A. Ahmad³⁶, F. Ahmadov^{79,w}, W.S. Ahmed¹⁰², X. Ai⁴⁶, G. Aielli^{73a,73b}, I. Aizenberg¹⁷⁶, M. Akbiyik⁹⁸, T.P.A. Åkesson⁹⁶, A.V. Akimov¹⁰⁹, K. Al Khoury³⁹, G.L. Alberghi^{23b}, J. Albert¹⁷², P. Albicocco⁵¹, M.J. Alconada Verzini⁸⁸, S. Alderweireldt⁵⁰, M. Aleksa³⁶, I.N. Aleksandrov⁷⁹, C. Alexa^{27b}, T. Alexopoulos¹⁰, A. Alfonsi¹¹⁷, F. Alfonsi^{23b}, M. Alhroob¹²⁶, B. Ali¹³⁹, S. Ali¹⁵⁵, M. Aliev¹⁶², G. Alimonti^{68a}, C. Allaire³⁶, B.M.M. Allbrooke¹⁵³, P.P. Allport²⁰, A. Aloisio^{69a,69b}, F. Alonso⁸⁸, C. Alpigiani¹⁴⁵, E. Alunno Camelia^{73a,73b}, M. Alvarez Estevez⁹⁷, M.G. Alviggi^{69a,69b}, Y. Amaral Coutinho^{80b}, A. Ambler¹⁰², L. Ambroz¹³², C. Amelung³⁶, D. Amidei¹⁰⁴, S.P. Amor Dos Santos^{137a}, S. Amoroso⁴⁶, K.R. Amos¹⁷⁰, C.S. Amrouche⁵⁴, V. Ananiev¹³¹, C. Anastopoulos¹⁴⁶, N. Andari¹⁴², T. Andeen¹¹, J.K. Anders¹⁹, S.Y. Andrea^{45a,45b}, A. Andreatza^{68a,68b}, S. Angelidakis⁹, A. Angerami³⁹, A.V. Anisenkov^{119b,119a}, A. Annovi^{71a}, C. Antel⁵⁴, M.T. Anthony¹⁴⁶, E. Antipov¹²⁷, M. Antonelli⁵¹, D.J.A. Antrim¹⁷, F. Anulli^{72a}, M. Aoki⁸¹, J.A. Aparisi Pozo¹⁷⁰, M.A. Aparo¹⁵³, L. Aperio Bella⁴⁶, C. Appelt¹⁸, N. Aranzabal³⁶, V. Araujo Ferraz^{80a}, C. Arcangeletti⁵¹, A.T.H. Arce⁴⁹, E. Arena⁹⁰, J-F. Arguin¹⁰⁸, S. Argyropoulos⁵², J.-H. Arling⁴⁶, A.J. Armbruster³⁶, O. Arnæz¹⁶³, H. Arnold¹¹⁷, Z.P. Arrubarrena Tame¹¹², G. Artoni^{72a,72b}, H. Asada¹¹⁴, K. Asai¹²⁴, S. Asai¹⁶⁰, N.A. Asbah⁵⁹, E.M. Asimakopoulou¹⁶⁸, J. Assahsah^{35d}, K. Assamagan²⁹, R. Astalos^{28a}, R.J. Atkin^{33a}, M. Atkinson¹⁶⁹, N.B. Atlay¹⁸, H. Atmani^{60b}, P.A. Atmasiddha¹⁰⁴, K. Augsten¹³⁹, S. Auricchio^{69a,69b}, V.A. Austrup¹⁷⁸, G. Avner¹⁵⁷, G. Avolio³⁶, M.K. Ayoub^{14c}, G. Azuelos^{108,af}, D. Babal^{28a}, H. Bachacou¹⁴², K. Bachas¹⁵⁹, A. Bachi³⁴, F. Backman^{45a,45b}, A. Badea⁵⁹, P. Bagnaia^{72a,72b}, M. Bahmani¹⁸, A.J. Bailey¹⁷⁰, V.R. Bailey¹⁶⁹, J.T. Baines¹⁴¹, C. Bakalis¹⁰, O.K. Baker¹⁷⁹, P.J. Bakker¹¹⁷, E. Bakos¹⁵, D. Bakshi Gupta⁸, S. Balaji¹⁵⁴, R. Balasubramanian¹¹⁷, E.M. Baldin^{119b,119a}, P. Balek¹⁴⁰, E. Ballabene^{68a,68b}, F. Balli¹⁴², L.M. Baltes^{61a}, W.K. Balunas³², J. Balz⁹⁸, E. Banas⁸⁴, M. Bandieramonte¹³⁶, A. Bandyopadhyay²⁴, S. Bansal²⁴, L. Barak¹⁵⁸, E.L. Barberio¹⁰³, D. Barberis^{55b,55a}, M. Barbero¹⁰⁰, G. Barbour⁹⁴, K.N. Barends^{33a}, T. Barillari¹¹³, M-S. Barisits³⁶, J. Barkeloo¹²⁹, T. Barklow¹⁵⁰, R.M. Barnett¹⁷, P. Baron¹²⁸, A. Baroncelli^{60a}, G. Barone²⁹, A.J. Bari¹³², L. Barranco Navarro^{45a,45b}, F. Barreiro⁹⁷, J. Barreiro Guimarães da Costa^{14a}, U. Barron¹⁵⁸, S. Barsov¹³⁵, F. Bartels^{61a}, R. Bartoldus¹⁵⁰, G. Bartolini¹⁰⁰, A.E. Barton⁸⁹, P. Bartos^{28a}, A. Basalae⁴⁶, A. Basan⁹⁸, M. Baselga⁴⁷, I. Bashta^{74a,74b}, A. Bassalat^{64,ac}, M.J. Basso¹⁶³, C.R. Basson⁹⁹, R.L. Bates⁵⁷, S. Batlamous^{35e}, J.R. Batley³², B. Batool¹⁴⁸, M. Battaglia¹⁴³, M. Bauge^{72a,72b}, F. Bauer^{142,*}, P. Bauer²⁴, A. Bayirli^{21a}, J.B. Beacham⁴⁹, T. Beau¹³³, P.H. Beauchemin¹⁶⁶, F. Becherer⁵², P. Bechtel²⁴, H.P. Beck^{19,p}, K. Becker¹⁷⁴, C. Becot⁴⁶, A.J. Beddall^{21d}, V.A. Bednyakov⁷⁹, C.P. Bee¹⁵², L.J. Beemster¹⁵, T.A. Beermann³⁶, M. Begalli^{80b}, M. Begel²⁹, A. Behera¹⁵², J.K. Behr⁴⁶, C. Beirao Da Cruz E Silva³⁶, J.F. Beirer^{53,36}, F. Beisiegel²⁴, M. Belfkir^{122b}, G. Bella¹⁵⁸, L. Bellagamba^{23b}, A. Bellerive³⁴, P. Bellos²⁰, K. Beloborodov^{119b,119a}, K. Belotskiy¹¹⁰, N.L. Belyaev¹¹⁰, D. Benckekroun^{35a}, Y. Benhammou¹⁵⁸, D.P. Benjamin²⁹, M. Benoit²⁹, J.R. Bensinger²⁶, S. Bentvelsen¹¹⁷, L. Beresford³⁶, M. Beretta⁵¹, D. Berge¹⁸, E. Bergeaas Kuutmann¹⁶⁸, N. Berger⁴, B. Bergmann¹³⁹, J. Beringer¹⁷, S. Berlendis⁷, G. Bernardi⁵, C. Bernius¹⁵⁰, F.U. Bernlochner²⁴, T. Berry⁹³, P. Berta¹⁴⁰, I.A. Bertram⁸⁹, O. Bessidskaia Bylund¹⁷⁸, S. Bethke¹¹³, A. Betti⁴², A.J. Bevan⁹², S. Bhatta¹⁵²,

D.S. Bhattacharya¹⁷³, P. Bhattarai²⁶, V.S. Bhopatkar⁶, R. Bi¹³⁶, R. Bi²⁹, R.M. Bianchi¹³⁶,
 O. Biebel¹¹², R. Bielski¹²⁹, N.V. Biesuz^{71a,71b}, M. Biglietti^{74a}, T.R.V. Billoud¹³⁹, M. Bindu⁵³,
 A. Bingul^{21b}, C. Bini^{72a,72b}, S. Biondi^{23b,23a}, A. Biondini⁹⁰, C.J. Birch-sykes⁹⁹, G.A. Bird^{20,141},
 M. Birman¹⁷⁶, T. Bisanz³⁶, J.P. Biswal², D. Biswas^{177,j}, A. Bitadze⁹⁹, K. Bjørke¹³¹, I. Bloch⁴⁶,
 C. Blocker²⁶, A. Blue⁵⁷, U. Blumenschein⁹², J. Blumenthal⁹⁸, G.J. Bobbink¹¹⁷,
 V.S. Bobrovnikov^{119b,119a}, M. Boehler⁵², D. Bogavac¹³, A.G. Bogdanchikov^{119b,119a}, C. Boehm^{45a},
 V. Boisvert⁹³, P. Bokan⁴⁶, T. Bold^{83a}, M. Bomben⁵, M. Bona⁹², M. Boonekamp¹⁴², C.D. Booth⁹³,
 A.G. Borbély⁵⁷, H.M. Borecka-Bielska¹⁰⁸, L.S. Borgna⁹⁴, G. Borissov⁸⁹, D. Bortoletto¹³²,
 D. Boscherini^{23b}, M. Bosman¹³, J.D. Bossio Sola³⁶, K. Bouaouda^{35a}, J. Boudreau¹³⁶,
 E.V. Bouhova-Thacker⁸⁹, D. Boumediene³⁸, R. Bouquet⁵, A. Boveia¹²⁵, J. Boyd³⁶, D. Boye²⁹,
 I.R. Boyko⁷⁹, J. Bracinik²⁰, N. Brahim^{60d,60c}, G. Brandt¹⁷⁸, O. Brandt³², F. Braren⁴⁶,
 B. Brau¹⁰¹, J.E. Brau¹²⁹, W.D. Breaden Madden⁵⁷, K. Brendlinger⁴⁶, R. Brenner¹⁷⁶, L. Brenner³⁶,
 R. Brenner¹⁶⁸, S. Bressler¹⁷⁶, B. Brickwedde⁹⁸, D. Britton⁵⁷, D. Britzger¹¹³, I. Brock²⁴,
 G. Brooijmans³⁹, W.K. Brooks^{144f}, E. Brost²⁹, P.A. Bruckman de Renstrom⁸⁴, B. Brüers⁴⁶,
 D. Bruncko^{28b}, A. Bruni^{23b}, G. Bruni^{23b}, M. Bruschi^{23b}, N. Brusino^{72a,72b}, L. Bryngemark¹⁵⁰,
 T. Buanes¹⁶, Q. Buat¹⁴⁵, P. Buchholz¹⁴⁸, A.G. Buckley⁵⁷, I.A. Budagov⁷⁹, M.K. Bugge¹³¹,
 O. Bulekov¹¹⁰, B.A. Bullard⁵⁹, S. Burdin⁹⁰, C.D. Burgard⁴⁶, A.M. Burger³⁸, B. Burghgrave⁸,
 J.T.P. Burr³², C.D. Burton¹¹, J.C. Burzynski¹⁴⁹, E.L. Busch³⁹, V. Büscher⁹⁸, P.J. Bussey⁵⁷,
 J.M. Butler²⁵, C.M. Buttar⁵⁷, J.M. Butterworth⁹⁴, W. Buttinger¹⁴¹, C.J. Buxo Vazquez¹⁰⁵,
 A.R. Buzykaev^{119b,119a}, G. Cabras^{23b}, S. Cabrera Urbán¹⁷⁰, D. Caforio⁵⁶, H. Cai¹³⁶,
 Y. Cai^{14a,14d}, V.M.M. Cairo³⁶, O. Cakir^{3a}, N. Calace³⁶, P. Calafiura¹⁷, G. Calderini¹³³,
 P. Calfayan⁶⁵, G. Callea⁵⁷, L.P. Caloba^{80b}, D. Calvet³⁸, S. Calvet³⁸, T.P. Calvet¹⁰⁰,
 M. Calvetti^{71a,71b}, R. Camacho Toro¹³³, S. Camarda³⁶, D. Camarero Munoz⁹⁷, P. Camarri^{73a,73b},
 M.T. Camerlingo^{74a,74b}, D. Cameron¹³¹, C. Camincher¹⁷², M. Campanelli⁹⁴, A. Camplani⁴⁰,
 V. Canale^{69a,69b}, A. Canesse¹⁰², M. Cano Bret⁷⁷, J. Cantero⁹⁷, Y. Cao¹⁶⁹, F. Capocasa²⁶,
 M. Capua^{41b,41a}, A. Carbone^{68a,68b}, R. Cardarelli^{73a}, J.C.J. Cardenas⁸, F. Cardillo¹⁷⁰,
 G. Carducci^{41b,41a}, T. Carli³⁶, G. Carlino^{69a}, B.T. Carlson¹³⁶, E.M. Carlson^{172,164a},
 L. Carminati^{68a,68b}, M. Carnesale^{72a,72b}, S. Caron¹¹⁶, E. Carquin^{144f}, S. Carrá⁴⁶,
 G. Carratta^{23b,23a}, J.W.S. Carter¹⁶³, T.M. Carter⁵⁰, D. Casadei^{33c}, M.P. Casado^{13,g},
 A.F. Casha¹⁶³, E.G. Castiglia¹⁷⁹, F.L. Castillo^{61a}, L. Castillo Garcia¹³, V. Castillo Gimenez¹⁷⁰,
 N.F. Castro^{137a,137e}, A. Catinaccio³⁶, J.R. Catmore¹³¹, V. Cavaliere²⁹, N. Cavalli^{23b,23a},
 V. Cavasinni^{71a,71b}, E. Celebi^{21a}, F. Celli¹³², M.S. Centonze^{67a,67b}, K. Cerny¹²⁸,
 A.S. Cerqueira^{80a}, A. Cerri¹⁵³, L. Cerrito^{73a,73b}, F. Cerutti¹⁷, A. Cervelli^{23b}, S.A. Cetin^{21d},
 Z. Chadi^{35a}, D. Chakraborty¹¹⁸, M. Chala^{137f}, J. Chan¹⁷⁷, W.S. Chan¹¹⁷, W.Y. Chan⁹⁰,
 J.D. Chapman³², B. Chargeishvili^{156b}, D.G. Charlton²⁰, T.P. Charman⁹², M. Chatterjee¹⁹,
 S. Chekanov⁶, S.V. Chekulaev^{164a}, G.A. Chelkov^{79,aa}, A. Chen¹⁰⁴, B. Chen¹⁵⁸, B. Chen¹⁷²,
 C. Chen^{60a}, H. Chen^{14c}, H. Chen²⁹, J. Chen^{60c}, J. Chen²⁶, S. Chen¹³⁴, S.J. Chen^{14c}, X. Chen^{60c},
 X. Chen^{14b}, Y. Chen^{60a}, C.L. Cheng¹⁷⁷, H.C. Cheng^{62a}, A. Cheplakov⁷⁹, E. Cheremushkina⁴⁶,
 E. Cherepanova⁷⁹, R. Cherkaoui El Moursli^{35e}, E. Cheu⁷, K. Cheung⁶³, L. Chevalier¹⁴²,
 V. Chiarella⁵¹, G. Chiarelli^{71a}, G. Chiodini^{67a}, A.S. Chisholm²⁰, A. Chitan^{27b}, Y.H. Chiu¹⁷²,
 M.V. Chizhov⁷⁹, K. Choi¹¹, A.R. Chomont^{72a,72b}, Y. Chou¹⁰¹, E.Y.S. Chow¹¹⁷, T. Chowdhury^{33g},
 L.D. Christopher^{33g}, M.C. Chu^{62a}, X. Chu^{14a,14d}, J. Chudoba¹³⁸, J.J. Chwastowski⁸⁴, D. Cieri¹¹³,
 K.M. Ciesla⁸⁴, V. Cindro⁹¹, A. Ciocio¹⁷, F. Ciotto^{69a,69b}, Z.H. Citron^{176,k}, M. Citterio^{68a},
 D.A. Ciubotaru^{27b}, B.M. Ciungu¹⁶³, A. Clark⁵⁴, P.J. Clark⁵⁰, J.M. Clavijo Columbie⁴⁶,
 S.E. Clawson⁹⁹, C. Clement^{45a,45b}, L. Clissa^{23b,23a}, Y. Coadou¹⁰⁰, M. Cokal^{166a,66c}, A. Coccaro^{55b},
 R.F. Coelho Barrue^{137a}, R. Coelho Lopes De Sa¹⁰¹, S. Coelli^{68a}, H. Cohen¹⁵⁸, A.E.C. Coimbra³⁶,
 B. Cole³⁹, J. Collot⁵⁸, P. Conde Muiño^{137a,137g}, S.H. Connell^{33c}, I.A. Connelly⁵⁷, E.I. Conroy¹³²,
 F. Conventi^{69a,ag}, H.G. Cooke²⁰, A.M. Cooper-Sarkar¹³², F. Cormier¹⁷¹, L.D. Corpe³⁶,

M. Corradi^{72a,72b}, E.E. Corrigan⁹⁶, F. Corriveau^{102,v}, M.J. Costa¹⁷⁰, F. Costanza⁴,
 D. Costanzo¹⁴⁶, B.M. Cote¹²⁵, G. Cowan⁹³, J.W. Cowley³², K. Cranmer¹²³, S. Crépé-Renaudin⁵⁸,
 F. Crescioli¹³³, M. Cristinziani¹⁴⁸, M. Cristoforetti^{75a,75b,b}, V. Croft¹⁶⁶, G. Crosetti^{41b,41a},
 A. Cueto³⁶, T. Cuhadar Donszelmann¹⁶⁷, H. Cui^{14a,14d}, Z. Cui⁷, A.R. Cukierman¹⁵⁰,
 W.R. Cunningham⁵⁷, F. Curcio^{41b,41a}, P. Czodrowski³⁶, M.M. Czurylo^{61b},
 M.J. Da Cunha Sargedas De Sousa^{60a}, J.V. Da Fonseca Pinto^{80b}, C. Da Via⁹⁹, W. Dabrowski^{83a},
 T. Dado⁴⁷, S. Dahbi^{33g}, T. Dai¹⁰⁴, C. Dallapiccola¹⁰¹, M. Dam⁴⁰, G. D'amen²⁹, V. D'Amico^{74a,74b},
 J. Damp⁹⁸, J.R. Dandoy¹³⁴, M.F. Daneri³⁰, M. Danninger¹⁴⁹, V. Dao³⁶, G. Darbo^{55b},
 S. Darmora⁶, A. Dattagupta¹²⁹, S. D'Auria^{68a,68b}, C. David^{164b}, T. Davidek¹⁴⁰, D.R. Davis⁴⁹,
 B. Davis-Purcell³⁴, I. Dawson⁹², K. De⁸, R. De Asmundis^{69a}, M. De Beurs¹¹⁷, S. De Castro^{23b,23a},
 N. De Groot¹¹⁶, P. de Jong¹¹⁷, H. De la Torre¹⁰⁵, A. De Maria^{14c}, A. De Salvo^{72a},
 U. De Sanctis^{73a,73b}, M. De Santis^{73a,73b}, A. De Santo¹⁵³, J.B. De Vivie De Regie⁵⁸,
 D.V. Dedovich⁷⁹, J. Degens¹¹⁷, A.M. Deiana⁴², J. Del Peso⁹⁷, F. Del Rio^{61a}, F. Deliot¹⁴²,
 C.M. Delitzsch⁴⁷, M. Della Pietra^{69a,69b}, D. Della Volpe⁵⁴, A. Dell'Acqua³⁶, L. Dell'Asta^{68a,68b},
 M. Delmastro⁴, P.A. Delsart⁵⁸, S. Demers¹⁷⁹, M. Demichev⁷⁹, S.P. Denisov¹²⁰, L. D'Eramo¹¹⁸,
 D. Derendarz⁸⁴, F. Derue¹³³, P. Dervan⁹⁰, K. Desch²⁴, K. Dette¹⁶³, C. Deutsch²⁴,
 P.O. Deviveiros³⁶, F.A. Di Bello^{72a,72b}, A. Di Ciaccio^{73a,73b}, L. Di Ciaccio⁴,
 A. Di Domenico^{72a,72b}, C. Di Donato^{69a,69b}, A. Di Girolamo³⁶, G. Di Gregorio^{71a,71b},
 A. Di Luca^{75a,75b}, B. Di Micco^{74a,74b}, R. Di Nardo^{74a,74b}, C. Diaconu¹⁰⁰, F.A. Dias¹¹⁷,
 T. Dias Do Vale¹⁴⁹, M.A. Diaz^{144a}, F.G. Diaz Capriles²⁴, M. Didenko¹⁷⁰, E.B. Diehl¹⁰⁴,
 S. Díez Cornell⁴⁶, C. Diez Pardos¹⁴⁸, C. Dimitriadi^{24,168}, A. Dimitrievska¹⁷, W. Ding^{14b},
 J. Dingfelder²⁴, I.-M. Dinu^{27b}, S.J. Dittmeier^{61b}, F. Dittus³⁶, F. Djama¹⁰⁰, T. Djobava^{156b},
 J.I. Djuvsland¹⁶, D. Dodsworth²⁶, C. Doglioni^{99,96}, J. Dolejsi¹⁴⁰, Z. Dolezal¹⁴⁰, M. Donadelli^{80c},
 B. Dong^{60c}, J. Donini³⁸, A. D'onofrio^{14c}, M. D'Onofrio⁹⁰, J. Dopke¹⁴¹, A. Doria^{69a}, M.T. Dova⁸⁸,
 A.T. Doyle⁵⁷, E. Drechsler¹⁴⁹, E. Dreyer¹⁷⁶, A.S. Drobac¹⁶⁶, D. Du^{60a}, T.A. du Pree¹¹⁷,
 F. Dubinin¹⁰⁹, M. Dubovsky^{28a}, E. Duchovni¹⁷⁶, G. Duckeck¹¹², O.A. Ducu^{36,27b}, D. Duda¹¹³,
 A. Dudarev³⁶, M. D'uffizi⁹⁹, L. Duflot⁶⁴, M. Dührssen³⁶, C. Dülken¹⁷⁸, A.E. Dumitriu^{27b},
 M. Dunford^{61a}, S. Dungs⁴⁷, K. Dunne^{45a,45b}, A. Duperrin¹⁰⁰, H. Duran Yildiz^{3a}, M. Düren⁵⁶,
 A. Durglishvili^{156b}, B. Dutta⁴⁶, B.L. Dwyer¹¹⁸, G.I. Dyckes¹⁷, M. Dyndal^{83a}, S. Dysch⁹⁹,
 B.S. Dziejic⁸⁴, B. Eckerova^{28a}, M.G. Eggleston⁴⁹, E. Egidio Purcino De Souza^{80b}, L.F. Ehrke⁵⁴,
 G. Eigen¹⁶, K. Einsweiler¹⁷, T. Ekelof¹⁶⁸, Y. El Ghazali^{35b}, H. El Jarrari^{35e,155},
 A. El Moussaouy^{35a}, V. Ellajosyula¹⁶⁸, M. Ellert¹⁶⁸, F. Ellinghaus¹⁷⁸, A.A. Elliot⁹², N. Ellis³⁶,
 J. Elmsheuser²⁹, M. Elsing³⁶, D. Emeliyanov¹⁴¹, A. Emerman³⁹, Y. Enari¹⁶⁰, I. Ene¹⁷,
 J. Erdmann⁴⁷, A. Ereditato¹⁹, P.A. Erland⁸⁴, M. Errenst¹⁷⁸, M. Escalier⁶⁴, C. Escobar¹⁷⁰,
 E. Etzion¹⁵⁸, G. Evans^{137a}, H. Evans⁶⁵, M.O. Evans¹⁵³, A. Ezhilov¹³⁵, S. Ezzarqtouni^{35a},
 F. Fabbri⁵⁷, L. Fabbri^{23b,23a}, G. Facini¹⁷⁴, V. Fadeyev¹⁴³, R.M. Fakhruddinov¹²⁰, S. Falciano^{72a},
 P.J. Falke²⁴, S. Falke³⁶, J. Faltova¹⁴⁰, Y. Fan^{14a}, Y. Fang^{14a}, G. Fanourakis⁴⁴, M. Fanti^{68a,68b},
 M. Faraj^{60c}, A. Farbin⁸, A. Farilla^{74a}, T. Farooque¹⁰⁵, S.M. Farrington⁵⁰, F. Fassi^{35e},
 D. Fassouliotis⁹, M. Fauci Giannelli^{73a,73b}, W.J. Fawcett³², L. Fayard⁶⁴, O.L. Fedin^{135,o},
 G. Fedotov¹³⁵, M. Feickert¹⁶⁹, L. Feligioni¹⁰⁰, A. Fell¹⁴⁶, D.E. Fellers¹²⁹, C. Feng^{60b}, M. Feng^{14b},
 M.J. Fenton¹⁶⁷, A.B. Fenyuk¹²⁰, S.W. Ferguson⁴³, J.A. Fernandez Pretel⁵², J. Ferrando⁴⁶,
 A. Ferrari¹⁶⁸, P. Ferrari¹¹⁷, R. Ferrari^{70a}, D. Ferrere⁵⁴, C. Ferretti¹⁰⁴, F. Fiedler⁹⁸, A. Filipčić⁹¹,
 E.K. Filmer¹, F. Filthaut¹¹⁶, M.C.N. Fiolhais^{137a,137c,a}, L. Fiorini¹⁷⁰, F. Fischer¹⁴⁸,
 W.C. Fisher¹⁰⁵, T. Fitschen^{20,64}, I. Fleck¹⁴⁸, P. Fleischmann¹⁰⁴, T. Flick¹⁷⁸, L. Flores¹³⁴,
 M. Flores^{33d}, L.R. Flores Castillo^{62a}, F.M. Follega^{75a,75b}, N. Fomin¹⁶, J.H. Foo¹⁶³, B.C. Forland⁶⁵,
 A. Formica¹⁴², A.C. Forti⁹⁹, E. Fortin¹⁰⁰, A.W. Fortman⁵⁹, M.G. Foti¹⁷, L. Fountas⁹,
 D. Fournier⁶⁴, H. Fox⁸⁹, P. Francavilla^{71a,71b}, S. Francescato⁵⁹, M. Franchini^{23b,23a},
 S. Franchino^{61a}, D. Francis³⁶, L. Franco⁴, L. Franconi¹⁹, M. Franklin⁵⁹, G. Frattari^{72a,72b},

A.C. Freegard⁹², P.M. Freeman²⁰, W.S. Freund^{80b}, E.M. Freundlich⁴⁷, D. Froidevaux³⁶,
 J.A. Frost¹³², Y. Fu^{60a}, M. Fujimoto¹²⁴, E. Fullana Torregrosa¹⁷⁰, J. Fuster¹⁷⁰, A. Gabrielli^{23b,23a},
 A. Gabrielli³⁶, P. Gadow⁴⁶, G. Gagliardi^{55b,55a}, L.G. Gagnon¹⁷, G.E. Gallardo¹³², E.J. Gallas¹³²,
 B.J. Gallop¹⁴¹, R. Gamboa Goni⁹², K.K. Gan¹²⁵, S. Ganguly¹⁶⁰, J. Gao^{60a}, Y. Gao⁵⁰,
 F.M. Garay Walls^{144a,144b}, B. Garcia²⁹, C. García¹⁷⁰, J.E. García Navarro¹⁷⁰,
 J.A. García Pascual^{14a}, M. Garcia-Sciveres¹⁷, R.W. Gardner³⁷, D. Garg⁷⁷, R.B. Garg¹⁵⁰,
 S. Gargiulo⁵², C.A. Garner¹⁶³, V. Garonne²⁹, S.J. Gasiorowski¹⁴⁵, P. Gaspar^{80b}, G. Gaudio^{70a},
 P. Gauzzi^{72a,72b}, I.L. Gavrilenko¹⁰⁹, A. Gavrilyuk¹²¹, C. Gay¹⁷¹, G. Gaycken⁴⁶, E.N. Gazis¹⁰,
 A.A. Geanta^{27b}, C.M. Gee¹⁴³, J. Geisen⁹⁶, M. Geisen⁹⁸, C. Gemme^{55b}, M.H. Genest⁵⁸,
 S. Gentile^{72a,72b}, S. George⁹³, W.F. George²⁰, T. Geralis⁴⁴, L.O. Gerlach⁵³, P. Gessinger-Befurt³⁶,
 M. Ghasemi Bostanabad¹⁷², A. Ghosal¹⁴⁸, A. Ghosh¹⁶⁷, A. Ghosh⁷, B. Giacobbe^{23b},
 S. Giagu^{72a,72b}, N. Giangiacomi¹⁶³, P. Giannetti^{71a}, A. Giannini^{60a}, S.M. Gibson⁹³, M. Gignac¹⁴³,
 D.T. Gil^{83b}, B.J. Gilbert³⁹, D. Gillberg³⁴, G. Gilles¹¹⁷, N.E.K. Gillwald⁴⁶, L. Ginabat¹³³,
 D.M. Gingrich^{2,af}, M.P. Giordani^{66a,66c}, P.F. Giraud¹⁴², G. Giugliarelli^{66a,66c}, D. Giugni^{68a},
 F. Giuli^{73a,73b}, I. Gkialas^{9,h}, P. Gkoutoumis¹⁰, L.K. Gladilin¹¹¹, C. Glasman⁹⁷, G.R. Gledhill¹²⁹,
 M. Glisic¹²⁹, I. Gnesi^{41b,d}, Y. Go²⁹, M. Goblirsch-Kolb²⁶, D. Godin¹⁰⁸, S. Goldfarb¹⁰³,
 T. Golling⁵⁴, M.G.D. Gololo^{33g}, D. Golubkov¹²⁰, J.P. Gombas¹⁰⁵, A. Gomes^{137a,137b},
 A.J. Gomez Delegido¹⁷⁰, R. Goncalves Gama⁵³, R. Gonçalo^{137a,137c}, G. Gonella¹²⁹, L. Gonella²⁰,
 A. Gongadze⁷⁹, F. Gonnella²⁰, J.L. Gonski³⁹, S. González de la Hoz¹⁷⁰, S. Gonzalez Fernandez¹³,
 R. Gonzalez Lopez⁹⁰, C. Gonzalez Renteria¹⁷, R. Gonzalez Suarez¹⁶⁸, S. Gonzalez-Sevilla⁵⁴,
 G.R. Gonzalvo Rodriguez¹⁷⁰, R.Y. González Andana⁵⁰, L. Goossens³⁶, N.A. Gorasia²⁰,
 P.A. Gorbounov¹²¹, H.A. Gordon²⁹, B. Gorini³⁶, E. Gorini^{67a,67b}, A. Gorišek⁹¹, A.T. Goshaw⁴⁹,
 M.I. Gostkin⁷⁹, C.A. Gottardo¹¹⁶, M. Gouighri^{35b}, V. Goumarre⁴⁶, A.G. Goussiou¹⁴⁵,
 N. Govender^{33c}, C. Goy⁴, I. Grabowska-Bold^{83a}, K. Graham³⁴, E. Gramstad¹³¹, S. Grancagnolo¹⁸,
 M. Grandi¹⁵³, V. Gratchev¹³⁵, P.M. Gravila^{27f}, F.G. Gravili^{67a,67b}, H.M. Gray¹⁷, C. Grefe²⁴,
 I.M. Gregor⁴⁶, P. Grenier¹⁵⁰, K. Grevtsov⁴⁶, C. Grieco¹³, A.A. Grillo¹⁴³, K. Grimm^{31,1},
 S. Grinstein^{13,t}, J.-F. Grivaz⁶⁴, S. Groh⁹⁸, E. Gross¹⁷⁶, J. Grosse-Knetter⁵³, C. Grud¹⁰⁴,
 A. Grummer¹¹⁵, J.C. Grundy¹³², L. Guan¹⁰⁴, W. Guan¹⁷⁷, C. Gubbels¹⁷¹,
 J.G.R. Guerrero Rojas¹⁷⁰, F. Guescini¹¹³, D. Guest¹⁸, R. Gugel⁹⁸, A. Guida⁴⁶, T. Guillemin⁴,
 S. Guindon³⁶, F. Guo^{14a}, J. Guo^{60c}, L. Guo⁶⁴, Y. Guo¹⁰⁴, R. Gupta⁴⁶, S. Gurbuz²⁴,
 G. Gustavino³⁶, M. Guth⁵⁴, P. Gutierrez¹²⁶, L.F. Gutierrez Zagazeta¹³⁴, C. Gutschow⁹⁴,
 C. Guyot¹⁴², C. Gwenlan¹³², C.B. Gwilliam⁹⁰, E.S. Haaland¹³¹, A. Haas¹²³, M. Habedank⁴⁶,
 C. Haber¹⁷, H.K. Hadavand⁸, A. Hadeef⁹⁸, S. Hadzic¹¹³, M. Haleem¹⁷³, J. Haley¹²⁷, J.J. Hall¹⁴⁶,
 G.D. Hallewell¹⁰⁰, L. Halser¹⁹, K. Hamano¹⁷², H. Hamdaoui^{35e}, M. Hamer²⁴, G.N. Hamity⁵⁰,
 J. Han^{60b}, K. Han^{60a}, L. Han^{14c}, L. Han^{60a}, S. Han¹⁷, Y.F. Han¹⁶³, K. Hanagaki^{81,r}, M. Hance¹⁴³,
 D.A. Hangal³⁹, M.D. Hank³⁷, R. Hankache⁹⁹, E. Hansen⁹⁶, J.B. Hansen⁴⁰, J.D. Hansen⁴⁰,
 P.H. Hansen⁴⁰, K. Hara¹⁶⁵, D. Harada⁵⁴, T. Harenberg¹⁷⁸, S. Harkusha¹⁰⁶, Y.T. Harris¹³²,
 P.F. Harrison¹⁷⁴, N.M. Hartman¹⁵⁰, N.M. Hartmann¹¹², Y. Hasegawa¹⁴⁷, A. Hasib⁵⁰, S. Haug¹⁹,
 R. Hauser¹⁰⁵, M. Havranek¹³⁹, C.M. Hawkes²⁰, R.J. Hawkins³⁶, S. Hayashida¹¹⁴, D. Hayden¹⁰⁵,
 C. Hayes¹⁰⁴, R.L. Hayes¹⁷¹, C.P. Hays¹³², J.M. Hays⁹², H.S. Hayward⁹⁰, F. He^{60a}, Y. He¹⁶¹,
 Y. He¹³³, M.P. Heath⁵⁰, V. Hedberg⁹⁶, A.L. Heggelund¹³¹, N.D. Hehir⁹², C. Heidegger⁵²,
 K.K. Heidegger⁵², W.D. Heidorn⁷⁸, J. Heilman³⁴, S. Heim⁴⁶, T. Heim¹⁷, B. Heinemann^{46,ad},
 J.G. Heinlein¹³⁴, J.J. Heinrich¹²⁹, L. Heinrich³⁶, J. Hejbal¹³⁸, L. Helary⁴⁶, A. Held¹²³,
 C.M. Helling¹⁷¹, S. Hellman^{45a,45b}, C. Helsen³⁶, R.C.W. Henderson⁸⁹, L. Henkelmann³²,
 A.M. Henriques Correia³⁶, H. Herde¹⁵⁰, Y. Hernández Jiménez¹⁵², H. Herr⁹⁸, M.G. Herrmann¹¹²,
 T. Herrmann⁴⁸, G. Herten⁵², R. Hertenberger¹¹², L. Hervas³⁶, N.P. Hessey^{164a}, H. Hibi⁸²,
 E. Higón-Rodríguez¹⁷⁰, S.J. Hillier²⁰, I. Hinchliffe¹⁷, F. Hinterkeuser²⁴, M. Hirose¹³⁰, S. Hirose¹⁶⁵,
 D. Hirschbuehl¹⁷⁸, B. Hiti⁹¹, O. Hladik¹³⁸, J. Hobbs¹⁵², R. Hobincu^{27e}, N. Hod¹⁷⁶,

M.C. Hodgkinson¹⁴⁶, B.H. Hodgkinson³², A. Hoecker³⁶, J. Hofer⁴⁶, D. Hohn⁵², T. Holm²⁴,
 M. Holzbock¹¹³, L.B.A.H. Hommels³², B.P. Honan⁹⁹, J. Hong^{60c}, T.M. Hong¹³⁶, Y. Hong⁵³,
 J.C. Honig⁵², A. Hönle¹¹³, B.H. Hooberman¹⁶⁹, W.H. Hopkins⁶, Y. Horii¹¹⁴, L.A. Horyn³⁷,
 S. Hou¹⁵⁵, J. Howarth⁵⁷, J. Hoya⁸⁸, M. Hrabovsky¹²⁸, A. Hrynevich¹⁰⁷, T. Hryn'ova⁴, P.J. Hsu⁶³,
 S.-C. Hsu¹⁴⁵, Q. Hu³⁹, S. Hu^{60c}, Y.F. Hu^{14a,14d,ah}, D.P. Huang⁹⁴, X. Huang^{14c}, Y. Huang^{60a},
 Y. Huang^{14a}, Z. Hubacek¹³⁹, M. Huebner²⁴, F. Huegging²⁴, T.B. Huffman¹³², M. Huhtinen³⁶,
 S.K. Huiberts¹⁶, R. Hulskens⁵⁸, N. Huseynov^{12,z}, J. Huston¹⁰⁵, J. Huth⁵⁹, R. Hyneman¹⁵⁰,
 S. Hyrych^{28a}, G. Iacobucci⁵⁴, G. Iakovidis²⁹, I. Ibragimov¹⁴⁸, L. Iconomidou-Fayard⁶⁴, P. Iengo³⁶,
 R. Iguchi¹⁶⁰, T. Iizawa⁵⁴, Y. Ikegami⁸¹, A. Ilg¹⁹, N. Ilic¹⁶³, H. Imam^{35a},
 T. Ingebretsen Carlson^{45a,45b}, G. Introzzi^{70a,70b}, M. Iodice^{74a}, V. Ippolito^{72a,72b}, M. Ishino¹⁶⁰,
 W. Islam¹⁷⁷, C. Issever^{18,46}, S. Istin^{21a,ai}, H. Ito¹⁷⁵, J.M. Iturbe Ponce^{62a}, R. Iuppa^{75a,75b},
 A. Ivina¹⁷⁶, J.M. Izen⁴³, V. Izzo^{69a}, P. Jacka¹³⁸, P. Jackson¹, R.M. Jacobs⁴⁶, B.P. Jaeger¹⁴⁹,
 C.S. Jagfeld¹¹², G. Jäkel¹⁷⁸, K. Jakobs⁵², T. Jakoubek¹⁷⁶, J. Jamieson⁵⁷, K.W. Janas^{83a},
 G. Jarlskog⁹⁶, A.E. Jaspan⁹⁰, T. Javůrek³⁶, M. Javurkova¹⁰¹, F. Jeanneau¹⁴², L. Jeanty¹²⁹,
 J. Jejelava^{156a,x}, P. Jenni^{52,e}, S. Jézéquel⁴, J. Jia¹⁵², X. Jia⁵⁹, Z. Jia^{14c}, Y. Jiang^{60a}, S. Jiggins⁵⁰,
 J. Jimenez Pena¹¹³, S. Jin^{14c}, A. Jinaru^{27b}, O. Jinnouchi¹⁶¹, H. Jivan^{33g}, P. Johansson¹⁴⁶,
 K.A. Johns⁷, C.A. Johnson⁶⁵, D.M. Jones³², E. Jones¹⁷⁴, R.W.L. Jones⁸⁹, T.J. Jones⁹⁰,
 J. Jovicevic¹⁵, X. Ju¹⁷, J.J. Junggeburth³⁶, A. Juste Rozas^{13,t}, S. Kabana^{144e}, A. Kaczmarska⁸⁴,
 M. Kado^{72a,72b}, H. Kagan¹²⁵, M. Kagan¹⁵⁰, A. Kahn³⁹, A. Kahn¹³⁴, C. Kahra⁹⁸, T. Kajji¹⁷⁵,
 E. Kajomovitz¹⁵⁷, N. Kakati¹⁷⁶, C.W. Kalderon²⁹, A. Kamenshchikov¹⁶³, N.J. Kang¹⁴³,
 Y. Kano¹¹⁴, D. Kar^{33g}, K. Karava¹³², M.J. Kareem^{164b}, E. Karentzos⁵², I. Karkanas¹⁵⁹,
 S.N. Karpov⁷⁹, Z.M. Karpova⁷⁹, V. Kartvelishvili⁸⁹, A.N. Karyukhin¹²⁰, E. Kasimi¹⁵⁹, C. Kato^{60d},
 J. Katzy⁴⁶, S. Kaur³⁴, K. Kawade¹⁴⁷, K. Kawagoe⁸⁷, T. Kawaguchi¹¹⁴, T. Kawamoto¹⁴²,
 G. Kawamura⁵³, E.F. Kay¹⁷², F.I. Kaya¹⁶⁶, S. Kazakos¹³, V.F. Kazanin^{119b,119a}, Y. Ke¹⁵²,
 J.M. Keaveney^{33a}, R. Keeler¹⁷², G.V. Kehris⁵⁹, J.S. Keller³⁴, A.S. Kelly⁹⁴, D. Kelsey¹⁵³,
 J.J. Kempster²⁰, J. Kendrick²⁰, K.E. Kennedy³⁹, O. Kepka¹³⁸, S. Kersten¹⁷⁸, B.P. Kerševan⁹¹,
 S. Ketabchi Haghighat¹⁶³, M. Khandoga¹³³, A. Khanov¹²⁷, A.G. Kharlamov^{119b,119a},
 T. Kharlamova^{119b,119a}, E.E. Khoda¹⁴⁵, T.J. Khoo¹⁸, G. Khoriali¹⁷³, E. Khramov⁷⁹,
 J. Khubua^{156b}, M. Kiehn³⁶, A. Kilgallon¹²⁹, E. Kim¹⁶¹, Y.K. Kim³⁷, N. Kimura⁹⁴, A. Kirchhoff⁵³,
 D. Kirchmeier⁴⁸, C. Kirfel²⁴, J. Kirk¹⁴¹, A.E. Kiryunin¹¹³, T. Kishimoto¹⁶⁰, D.P. Kisiuk¹⁶³,
 C. Kitsaki¹⁰, O. Kivernyk²⁴, M. Klassen^{61a}, C. Klein³⁴, L. Klein¹⁷³, M.H. Klein¹⁰⁴, M. Klein⁹⁰,
 U. Klein⁹⁰, P. Klimek³⁶, A. Klimentov²⁹, F. Klimpel¹¹³, T. Klingl²⁴, T. Klioutchnikova³⁶,
 F.F. Klitzner¹¹², P. Kluit¹¹⁷, S. Kluth¹¹³, E. Kneringer⁷⁶, T.M. Knight¹⁶³, A. Knue⁵²,
 D. Kobayashi⁸⁷, R. Kobayashi⁸⁵, M. Kocian¹⁵⁰, T. Kodama¹⁶⁰, P. Kodys¹⁴⁰, D.M. Koehn¹⁵³,
 P.T. Koenig²⁴, T. Koffas³⁴, N.M. Köhler³⁶, M. Kolb¹⁴², I. Koletsou⁴, T. Komarek¹²⁸, K. Köneke⁵²,
 A.X.Y. Kong¹, T. Kono¹²⁴, N. Konstantinidis⁹⁴, B. Konya⁹⁶, R. Kopeliansky⁶⁵, S. Koperny^{83a},
 K. Korcyl⁸⁴, K. Kordas¹⁵⁹, G. Koren¹⁵⁸, A. Korn⁹⁴, S. Korn⁵³, I. Korolkov¹³, N. Korotkova¹¹¹,
 B. Kortman¹¹⁷, O. Kortner¹¹³, S. Kortner¹¹³, W.H. Kostecka¹¹⁸, V.V. Kostyukhin^{148,162},
 A. Kotskechagia⁶⁴, A. Kotwal⁴⁹, A. Koulouris³⁶, A. Kourkouveli-Charalampidi^{70a,70b},
 C. Kourkouvelis⁹, E. Kourlitis⁶, O. Kovanda¹⁵³, R. Kowalewski¹⁷², W. Kozanecki¹⁴²,
 A.S. Kozhin¹²⁰, V.A. Kramarenko¹¹¹, G. Kramberger⁹¹, P. Kramer⁹⁸, M.W. Krasny¹³³,
 A. Krasznahorkay³⁶, J.A. Kremer⁹⁸, J. Kretschmar⁹⁰, K. Kreul¹⁸, P. Krieger¹⁶³, F. Krieter¹¹²,
 S. Krishnamurthy¹⁰¹, A. Krishnan^{61b}, M. Krivos¹⁴⁰, K. Krizka¹⁷, K. Kroeninger⁴⁷, H. Kroha¹¹³,
 J. Kroll¹³⁸, J. Kroll¹³⁴, K.S. Krowpman¹⁰⁵, U. Kruchonak⁷⁹, H. Krüger²⁴, N. Krumnack⁷⁸,
 M.C. Kruse⁴⁹, J.A. Krzysiak⁸⁴, A. Kubota¹⁶¹, O. Kuchinskaia¹⁶², S. Kuday^{3a}, D. Kuechler⁴⁶,
 J.T. Kuechler⁴⁶, S. Kuehn³⁶, T. Kuhl⁴⁶, V. Kukhtin⁷⁹, Y. Kulchitsky^{106,z}, S. Kuleshov^{144d,144b},
 M. Kumar^{33g}, N. Kumari¹⁰⁰, M. Kuna⁵⁸, A. Kupco¹³⁸, T. Kupfer⁴⁷, O. Kuprash⁵²,
 H. Kurashige⁸², L.L. Kurchaninov^{164a}, Y.A. Kurochkin¹⁰⁶, A. Kurova¹¹⁰, E.S. Kuwertz³⁶,

M. Kuze¹⁶¹, A.K. Kvam¹⁴⁵, J. Kvita¹²⁸, T. Kwan¹⁰², K.W. Kwok^{62a}, C. Lacasta¹⁷⁰,
 F. Lacava^{72a,72b}, H. Lacker¹⁸, D. Lacour¹³³, N.N. Lad⁹⁴, E. Ladygin⁷⁹, B. Laforge¹³³,
 T. Lagouri^{144e}, S. Lai⁵³, I.K. Lakomic^{83a}, N. Lalloue⁵⁸, J.E. Lambert¹²⁶, S. Lammers⁶⁵,
 W. Lampl⁷, C. Lampoudis¹⁵⁹, E. Lançon²⁹, U. Landgraf⁵², M.P.J. Landon⁹², V.S. Lang⁵²,
 J.C. Lange⁵³, R.J. Langenberg¹⁰¹, A.J. Lankford¹⁶⁷, F. Lanni²⁹, K. Lantzscht²⁴, A. Lanza^{70a},
 A. Lapertosa^{55b,55a}, J.F. Laporte¹⁴², T. Lari^{68a}, F. Lasagni Manghi^{23b}, M. Lassnig³⁶,
 V. Latonova¹³⁸, T.S. Lau^{62a}, A. Laudrain⁹⁸, A. Laurier³⁴, M. Lavorgna^{69a,69b}, S.D. Lawlor⁹³,
 Z. Lawrence⁹⁹, M. Lazzaroni^{68a,68b}, B. Le⁹⁹, B. Leban⁹¹, A. Lebedev⁷⁸, M. LeBlanc³⁶,
 T. LeCompte¹⁵⁰, F. Ledroit-Guillon⁵⁸, A.C.A. Lee⁹⁴, G.R. Lee¹⁶, L. Lee⁵⁹, S.C. Lee¹⁵⁵,
 L.L. Leeuw^{33c}, B. Lefebvre^{164a}, H.P. Lefebvre⁹³, M. Lefebvre¹⁷², C. Leggett¹⁷, K. Lehmann¹⁴⁹,
 G. Lehmann Miotto³⁶, W.A. Leight¹⁰¹, A. Leisos^{159,s}, M.A.L. Leite^{80c}, C.E. Leitgeb⁴⁶,
 R. Leitner¹⁴⁰, K.J.C. Leney⁴², T. Lenz²⁴, S. Leone^{71a}, C. Leonidopoulos⁵⁰, A. Leopold¹⁵¹,
 C. Leroy¹⁰⁸, R. Les¹⁰⁵, C.G. Lester³², M. Levchenko¹³⁵, J. Levêque⁴, D. Levin¹⁰⁴,
 L.J. Levinson¹⁷⁶, D.J. Lewis²⁰, B. Li^{14b}, B. Li^{60b}, C. Li^{60a}, C-Q. Li^{60c,60d}, H. Li^{60a}, H. Li^{60b},
 H. Li^{60b}, J. Li^{60c}, K. Li¹⁴⁵, L. Li^{60c}, M. Li^{14a,14d}, Q.Y. Li^{60a}, S. Li^{60d,60c,c}, T. Li^{60b}, X. Li⁴⁶,
 Z. Li^{60b}, Z. Li¹³², Z. Li¹⁰², Z. Li⁹⁰, Z. Liang^{14a}, M. Liberatore⁴⁶, B. Liberti^{73a}, K. Lie^{62c},
 J. Lieber Marin^{80b}, K. Lin¹⁰⁵, R.A. Linck⁶⁵, R.E. Lindley⁷, J.H. Lindon², A. Linss⁴⁶, E. Lipeles¹³⁴,
 A. Lipniacka¹⁶, T.M. Liss^{169,ae}, A. Lister¹⁷¹, J.D. Little⁴, B. Liu^{14a}, B.X. Liu¹⁴⁹, D. Liu^{60d,60c},
 J.B. Liu^{60a}, J.K.K. Liu³², K. Liu^{60d,60c}, M. Liu^{60a}, M.Y. Liu^{60a}, P. Liu^{14a}, Q. Liu^{60d,145,60c},
 X. Liu^{60a}, Y. Liu⁴⁶, Y. Liu^{14c,14d}, Y.L. Liu¹⁰⁴, Y.W. Liu^{60a}, M. Livan^{70a,70b},
 J. Llorente Merino¹⁴⁹, S.L. Lloyd⁹², E.M. Lobodzinska⁴⁶, P. Loch⁷, S. Loffredo^{73a,73b}, T. Lohse¹⁸,
 K. Lohwasser¹⁴⁶, M. Lokajicek¹³⁸, J.D. Long¹⁶⁹, I. Longarini^{72a,72b}, L. Longo^{67a,67b}, R. Longo¹⁶⁹,
 I. Lopez Paz³⁶, A. Lopez Solis⁴⁶, J. Lorenz¹¹², N. Lorenzo Martinez⁴, A.M. Lory¹¹², A. Lösle⁵²,
 X. Lou^{45a,45b}, X. Lou^{14a}, A. Lounis⁶⁴, J. Love⁶, P.A. Love⁸⁹, J.J. Lozano Bahilo¹⁷⁰, G. Lu^{14a,14d},
 M. Lu⁷⁷, S. Lu¹³⁴, Y.J. Lu⁶³, H.J. Lubatti¹⁴⁵, C. Luci^{72a,72b}, F.L. Lucio Alves^{14c}, A. Lucotte⁵⁸,
 F. Luehring⁶⁵, I. Luise¹⁵², O. Lundberg¹⁵¹, B. Lund-Jensen¹⁵¹, N.A. Luongo¹²⁹, M.S. Lutz¹⁵⁸,
 D. Lynn²⁹, H. Lyons⁹⁰, R. Lysak¹³⁸, E. Lytken⁹⁶, F. Lyu^{14a}, V. Lyubushkin⁷⁹, T. Lyubushkina⁷⁹,
 H. Ma²⁹, L.L. Ma^{60b}, Y. Ma⁹⁴, D.M. Mac Donell¹⁷², G. Maccarrone⁵¹, J.C. MacDonald¹⁴⁶,
 R. Madar³⁸, W.F. Mader⁴⁸, J. Maeda⁸², T. Maeno²⁹, M. Maerker⁴⁸, V. Magerl⁵², J. Magro^{66a,66c},
 D.J. Mahon³⁹, C. Maidantchik^{80b}, A. Maio^{137a,137b,137d}, K. Maj^{83a}, O. Majersky^{28a},
 S. Majewski¹²⁹, N. Makovec⁶⁴, V. Maksimovic¹⁵, B. Malaescu¹³³, Pa. Malecki⁸⁴, V.P. Maleev¹³⁵,
 F. Malek⁵⁸, D. Malito^{41b,41a}, U. Mallik⁷⁷, C. Malone³², S. Maltezos¹⁰, S. Malyukov⁷⁹,
 J. Mamuzic¹⁷⁰, G. Mancini⁵¹, J.P. Mandalia⁹², I. Mandić⁹¹, L. Manhaes de Andrade Filho^{80a},
 I.M. Maniatis¹⁵⁹, M. Manisha¹⁴², J. Manjarres Ramos⁴⁸, D.C. Mankad¹⁷⁶, K.H. Mankinen⁹⁶,
 A. Mann¹¹², A. Manousos⁷⁶, B. Mansoulie¹⁴², S. Manzoni³⁶, A. Marantis^{159,s}, G. Marchiori⁵,
 M. Marcisovsky¹³⁸, L. Marcoccia^{73a,73b}, C. Marcon⁹⁶, M. Marinescu²⁰, M. Marjanovic¹²⁶,
 Z. Marshall¹⁷, S. Marti-Garcia¹⁷⁰, T.A. Martin¹⁷⁴, V.J. Martin⁵⁰, B. Martin dit Latour¹⁶,
 L. Martinelli^{72a,72b}, M. Martinez^{13,t}, P. Martinez Agullo¹⁷⁰, V.I. Martinez Outschoorn¹⁰¹,
 P. Martinez Suarez¹³, S. Martin-Haugh¹⁴¹, V.S. Martoiu^{27b}, A.C. Martyniuk⁹⁴, A. Marzin³⁶,
 S.R. Maschek¹¹³, L. Masetti⁹⁸, T. Mashimo¹⁶⁰, J. Masik⁹⁹, A.L. Maslennikov^{119b,119a},
 L. Massa^{23b}, P. Massarotti^{69a,69b}, P. Mastrandrea^{71a,71b}, A. Mastroberardino^{41b,41a},
 T. Masubuchi¹⁶⁰, T. Mathisen¹⁶⁸, A. Matic¹¹², N. Matsuzawa¹⁶⁰, J. Maurer^{27b}, B. Maček⁹¹,
 D.A. Maximov^{119b,119a}, R. Mazini¹⁵⁵, I. Maznas¹⁵⁹, M. Mazza¹⁰⁵, S.M. Mazza¹⁴³, C. Mc Ginn²⁹,
 J.P. Mc Gowan¹⁰², S.P. Mc Kee¹⁰⁴, T.G. McCarthy¹¹³, W.P. McCormack¹⁷, E.F. McDonald¹⁰³,
 A.E. McDougall¹¹⁷, J.A. Mcfayden¹⁵³, G. Mchedlidze^{156b}, M.A. McKay⁴², R.P. McKenzie^{33g},
 D.J. Mclaughlin⁹⁴, K.D. McLean¹⁷², S.J. McMahan¹⁴¹, P.C. McNamara¹⁰³, R.A. McPherson^{172,v},
 J.E. Mdhluli^{33g}, S. Meehan³⁶, T. Megy³⁸, S. Mehlhase¹¹², A. Mehta⁹⁰, B. Meirose⁴³, D. Melini¹⁵⁷,
 B.R. Mellado Garcia^{33g}, A.H. Melo⁵³, F. Meloni⁴⁶, A. Melzer²⁴, E.D. Mendes Gouveia^{137a},

A.M. Mendes Jacques Da Costa²⁰, H.Y. Meng¹⁶³, L. Meng⁸⁹, S. Menke¹¹³, M. Mentink³⁶,
 E. Meoni^{41b,41a}, C. Merlassino¹³², L. Merola^{69a,69b}, C. Meroni^{68a}, G. Merz¹⁰⁴, O. Meshkov^{109,111},
 J.K.R. Meshreki¹⁴⁸, J. Metcalfe⁶, A.S. Mete⁶, C. Meyer⁶⁵, J-P. Meyer¹⁴², M. Michetti¹⁸,
 R.P. Middleton¹⁴¹, L. Mijović⁵⁰, G. Mikenberg¹⁷⁶, M. Mikestikova¹³⁸, M. Mikuž⁹¹, H. Mildner¹⁴⁶,
 A. Milic¹⁶³, C.D. Milke⁴², D.W. Miller³⁷, L.S. Miller³⁴, A. Milov¹⁷⁶, D.A. Milstead^{45a,45b},
 T. Min^{14c}, A.A. Minaenko¹²⁰, I.A. Minashvili^{156b}, L. Mince⁵⁷, A.I. Mincer¹²³, B. Mindur^{83a},
 M. Mineev⁷⁹, Y. Minegishi¹⁶⁰, Y. Mino⁸⁵, L.M. Mir¹³, M. Miralles Lopez¹⁷⁰, M. Mironova¹³²,
 T. Mitani¹⁷⁵, A. Mitra¹⁷⁴, V.A. Mitsou¹⁷⁰, O. Miu¹⁶³, P.S. Miyagawa⁹², Y. Miyazaki⁸⁷,
 A. Mizukami⁸¹, J.U. Mjörnmark⁹⁶, T. Mkrtchyan^{61a}, M. Mlynarikova¹¹⁸, T. Moa^{45a,45b},
 S. Mobius⁵³, K. Mochizuki¹⁰⁸, P. Moder⁴⁶, P. Mogg¹¹², A.F. Mohammed^{14a}, S. Mohapatra³⁹,
 G. Mokgatitswane^{33g}, B. Mondal¹⁴⁸, S. Mondal¹³⁹, K. Mönig⁴⁶, E. Monnier¹⁰⁰,
 L. Monsonis Romero¹⁷⁰, J. Montejo Berlingen³⁶, M. Montella¹²⁵, F. Monticelli⁸⁸, N. Morange⁶⁴,
 A.L. Moreira De Carvalho^{137a}, M. Moreno Llácer¹⁷⁰, C. Moreno Martinez¹³, P. Morettini^{55b},
 S. Morgenstern¹⁷⁴, D. Mori¹⁴⁹, M. Morii⁵⁹, M. Morinaga¹⁶⁰, V. Morisbak¹³¹, A.K. Morley³⁶,
 L. Morvaj³⁶, P. Moschovakos³⁶, B. Moser¹¹⁷, M. Mosidze^{156b}, T. Moskalets⁵², P. Moskvitina¹¹⁶,
 J. Moss^{31,m}, E.J.W. Moyse¹⁰¹, S. Muanza¹⁰⁰, J. Mueller¹³⁶, R. Mueller¹⁹, D. Muenstermann⁸⁹,
 G.A. Mullier⁹⁶, J.J. Mullin¹³⁴, D.P. Mungo^{68a,68b}, J.L. Munoz Martinez¹³, F.J. Munoz Sanchez⁹⁹,
 M. Murin⁹⁹, W.J. Murray^{174,141}, A. Murrone^{68a,68b}, J.M. Muse¹²⁶, M. Muškinja¹⁷, C. Mwewa²⁹,
 A.G. Myagkov^{120,aa}, A.J. Myers⁸, A.A. Myers¹³⁶, G. Myers⁶⁵, M. Myska¹³⁹, B.P. Nachman¹⁷,
 O. Nackenhorst⁴⁷, A.Nag Nag⁴⁸, K. Nagai¹³², K. Nagano⁸¹, J.L. Nagle²⁹, E. Nagy¹⁰⁰,
 A.M. Nairz³⁶, Y. Nakahama⁸¹, K. Nakamura⁸¹, H. Nanjo¹³⁰, R. Narayan⁴², E.A. Narayanan¹¹⁵,
 I. Naryshkin¹³⁵, M. Naseri³⁴, C. Nass²⁴, G. Navarro^{22a}, J. Navarro-Gonzalez¹⁷⁰, R. Nayak¹⁵⁸,
 P.Y. Nechaeva¹⁰⁹, F. Nechansky⁴⁶, T.J. Neep²⁰, A. Negri^{70a,70b}, M. Negrini^{23b}, C. Nellist¹¹⁶,
 C. Nelson¹⁰², K. Nelson¹⁰⁴, S. Nemecek¹³⁸, M. Nessi^{36,f}, M.S. Neubauer¹⁶⁹, F. Neuhaus⁹⁸,
 J. Neundorff⁴⁶, R. Newhouse¹⁷¹, P.R. Newman²⁰, C.W. Ng¹³⁶, Y.S. Ng¹⁸, Y.W.Y. Ng¹⁶⁷,
 B. Ngair^{35e}, H.D.N. Nguyen¹⁰⁸, R.B. Nickerson¹³², R. Nicolaidou¹⁴², D.S. Nielsen⁴⁰, J. Nielsen¹⁴³,
 M. Niemeyer⁵³, N. Nikiforou¹¹, V. Nikolaenko^{120,aa}, I. Nikolic-Audit¹³³, K. Nikolopoulos²⁰,
 P. Nilsson²⁹, H.R. Nindhito⁵⁴, A. Nisati^{72a}, N. Nishu², R. Nisius¹¹³, S.J. Noacco Rosende⁸⁸,
 T. Nobe¹⁶⁰, D.L. Noel³², Y. Noguchi⁸⁵, I. Nomidis¹³³, M.A. Nomura²⁹, M.B. Norfolk¹⁴⁶,
 R.R.B. Norisam⁹⁴, J. Novak⁹¹, T. Novak⁴⁶, O. Novgorodova⁴⁸, L. Novotny¹³⁹, R. Novotny¹¹⁵,
 L. Nozka¹²⁸, K. Ntekas¹⁶⁷, E. Nurse⁹⁴, F.G. Oakham^{34,af}, J. Ocariz¹³³, A. Ochi⁸², I. Ochoa^{137a},
 J.P. Ochoa-Ricoux^{144a}, S. Oda⁸⁷, S. Oerdek¹⁶⁸, A. Ogrodnik^{83a}, A. Oh⁹⁹, C.C. Ohm¹⁵¹,
 H. Oide¹⁶¹, R. Oishi¹⁶⁰, M.L. Ojeda⁴⁶, Y. Okazaki⁸⁵, M.W. O’Keefe⁹⁰, Y. Okumura¹⁶⁰,
 A. Olariu^{27b}, L.F. Oleiro Seabra^{137a}, S.A. Olivares Pino^{144e}, D. Oliveira Damazio²⁹,
 D. Oliveira Goncalves^{80a}, J.L. Oliver¹⁶⁷, M.J.R. Olsson¹⁶⁷, A. Olszewski⁸⁴, J. Olszowska⁸⁴,
 Ö.O. Öncel⁵², D.C. O’Neil¹⁴⁹, A.P. O’neill¹⁹, A. Onofre^{137a,137e}, P.U.E. Onyisi¹¹,
 R.G. Oreamuno Madriz¹¹⁸, M.J. Oreglia³⁷, G.E. Orellana⁸⁸, D. Orestano^{74a,74b}, N. Orlando¹³,
 R.S. Orr¹⁶³, V. O’Shea⁵⁷, R. Ospanov^{60a}, G. Otero y Garzon³⁰, H. Otono⁸⁷, P.S. Ott^{61a},
 G.J. Ottino¹⁷, M. Ouchrif^{35d}, J. Ouellette²⁹, F. Ould-Saada¹³¹, M. Owen⁵⁷, R.E. Owen¹⁴¹,
 K.Y. Oyulmaz^{21a}, V.E. Ozcan^{21a}, N. Ozturk⁸, S. Ozturk^{21d}, J. Pacalt¹²⁸, H.A. Pacey³²,
 K. Pachal⁴⁹, A. Pacheco Pages¹³, C. Padilla Aranda¹³, S. Pagan Griso¹⁷, G. Palacino⁶⁵,
 S. Palazzo⁵⁰, S. Palestini³⁶, M. Palka^{83b}, J. Pan¹⁷⁹, D.K. Panchal¹¹, C.E. Pandini¹¹⁷,
 J.G. Panduro Vazquez⁹³, P. Pani⁴⁶, G. Panizzo^{66a,66c}, L. Paolozzi⁵⁴, C. Papadatos¹⁰⁸,
 S. Parajuli⁴², A. Paramonov⁶, C. Paraskevopoulos¹⁰, D. Paredes Hernandez^{62b}, B. Parida¹⁷⁶,
 T.H. Park¹⁶³, A.J. Parker³¹, M.A. Parker³², F. Parodi^{55b,55a}, E.W. Parrish¹¹⁸, V.A. Parrish⁵⁰,
 J.A. Parsons³⁹, U. Parzefall⁵², B. Pascual Dias¹⁰⁸, L. Pascual Dominguez¹⁵⁸, V.R. Pascuzzi¹⁷,
 F. Pasquali¹¹⁷, E. Pasqualucci^{72a}, S. Passaggio^{55b}, F. Pastore⁹³, P. Pasuwan^{45a,45b}, J.R. Pater⁹⁹,
 A. Pathak¹⁷⁷, J. Patton⁹⁰, T. Pauly³⁶, J. Pearkes¹⁵⁰, M. Pedersen¹³¹, R. Pedro^{137a},

S.V. Peleganchuk^{119b,119a}, O. Penc¹³⁸, C. Peng^{62b}, H. Peng^{60a}, M. Penzin¹⁶², B.S. Peralva^{80a}, A.P. Pereira Peixoto⁵⁸, L. Pereira Sanchez^{45a,45b}, D.V. Perepelitsa²⁹, E. Perez Codina^{164a}, M. Perganti¹⁰, L. Perini^{68a,68b}, H. Pernegger³⁶, S. Perrella³⁶, A. Perrevoort¹¹⁶, O. Perrin³⁸, K. Peters⁴⁶, R.F.Y. Peters⁹⁹, B.A. Petersen³⁶, T.C. Petersen⁴⁰, E. Petit¹⁰⁰, V. Petousis¹³⁹, C. Petridou¹⁵⁹, A. Petrukhin¹⁴⁸, M. Pettee¹⁷, N.E. Pettersson³⁶, K. Petukhova¹⁴⁰, A. Peyaud¹⁴², R. Pezoa^{144f}, L. Pezzotti³⁶, G. Pezzullo¹⁷⁹, T. Pham¹⁰³, P.W. Phillips¹⁴¹, M.W. Phipps¹⁶⁹, G. Piacquadio¹⁵², E. Pianori¹⁷, F. Piazza^{68a,68b}, R. Piegai³⁰, D. Pietreanu^{27b}, A.D. Pilkington⁹⁹, M. Pinamonti^{66a,66c}, J.L. Pinfold², C. Pitman Donaldson⁹⁴, D.A. Pizzi³⁴, L. Pizzimento^{73a,73b}, A. Pizzini¹¹⁷, M.-A. Pleier²⁹, V. Plesanovs⁵², V. Pleskot¹⁴⁰, E. Plotnikova⁷⁹, G. Poddar⁴, R. Poettgen⁹⁶, R. Poggi⁵⁴, L. Poggioli¹³³, I. Pogrebnyak¹⁰⁵, D. Pohl²⁴, I. Pokharel⁵³, S. Polacek¹⁴⁰, G. Polesello^{70a}, A. Poley^{149,164a}, R. Polifka¹³⁹, A. Polini^{23b}, C.S. Pollard¹³², Z.B. Pollock¹²⁵, V. Polychronakos²⁹, D. Ponomarenko¹¹⁰, L. Pontecorvo³⁶, S. Popa^{27a}, G.A. Popeneciu^{27d}, D.M. Portillo Quintero^{164a}, S. Pospisil¹³⁹, P. Postolache^{27c}, K. Potamianos¹³², I.N. Potrap⁷⁹, C.J. Potter³², H. Potti¹, T. Poulsen⁴⁶, J. Poveda¹⁷⁰, G. Pownall⁴⁶, M.E. Pozo Astigarraga³⁶, A. Prades Ibanez¹⁷⁰, P. Pralavorio¹⁰⁰, M.M. Prapa⁴⁴, D. Price⁹⁹, M. Primavera^{67a}, M.A. Principe Martin⁹⁷, M.L. Proffitt¹⁴⁵, N. Proklova¹¹⁰, K. Prokofiev^{62c}, F. Prokoshin⁷⁹, G. Proto^{73a,73b}, S. Protopopescu²⁹, J. Proudfoot⁶, M. Przybycien^{83a}, D. Pudzha¹³⁵, P. Puzo⁶⁴, D. Pyatiizbyantseva¹¹⁰, J. Qian¹⁰⁴, Y. Qin⁹⁹, T. Qiu⁹², A. Quadt⁵³, M. Queitsch-Maitland²⁴, G. Rabanal Bolanos⁵⁹, D. Rafanoharana⁵², F. Ragusa^{68a,68b}, J.A. Raine⁵⁴, S. Rajagopalan²⁹, K. Ran^{14a,14d}, V. Raskina¹³³, D.F. Rassloff^{61a}, S. Rave⁹⁸, B. Ravina⁵⁷, I. Ravinovich¹⁷⁶, M. Raymond³⁶, A.L. Read¹³¹, N.P. Readioff¹⁴⁶, D.M. Rebuffi^{70a,70b}, G. Redlinger²⁹, K. Reeves⁴³, D. Reikher¹⁵⁸, A. Reiss⁹⁸, A. Rej¹⁴⁸, C. Rembser³⁶, A. Renardi⁴⁶, M. Renda^{27b}, M.B. Rendel¹¹³, A.G. Rennie⁵⁷, S. Resconi^{68a}, M. Ressegotti^{55b,55a}, E.D. Resseguie¹⁷, S. Rettie⁹⁴, B. Reynolds¹²⁵, E. Reynolds¹⁷, M. Rezaei Estabragh¹⁷⁸, O.L. Rezanova^{119b,119a}, P. Reznicek¹⁴⁰, E. Ricci^{75a,75b}, R. Richter¹¹³, S. Richter^{45a,45b}, E. Richter-Was^{83b}, M. Ridel¹³³, P. Rieck¹²³, P. Riedler³⁶, O. Rifki⁴⁶, M. Rijssenbeek¹⁵², A. Rimoldi^{70a,70b}, M. Rimoldi⁴⁶, L. Rinaldi^{23b,23a}, T.T. Rinn¹⁶⁹, M.P. Rinnagel¹¹², G. Ripellino¹⁵¹, I. Riu¹³, P. Rivadeneira⁴⁶, J.C. Rivera Vergara¹⁷², F. Rizatdinova¹²⁷, E. Rizvi⁹², C. Rizzi⁵⁴, B.A. Roberts¹⁷⁴, B.R. Roberts¹⁷, S.H. Robertson^{102,v}, M. Robin⁴⁶, D. Robinson³², C.M. Robles Gajardo^{144f}, M. Robles Manzano⁹⁸, A. Robson⁵⁷, A. Rocchi^{73a,73b}, C. Roda^{71a,71b}, S. Rodriguez Bosca^{61a}, Y. Rodriguez Garcia^{22a}, A. Rodriguez Rodriguez⁵², A.M. Rodríguez Vera^{164b}, S. Roe³⁶, J.T. Roemer¹⁶⁷, A.R. Roepe¹²⁶, J. Roggel¹⁷⁸, O. Röhne¹³¹, R.A. Rojas¹⁷², B. Roland⁵², C.P.A. Roland⁶⁵, J. Roloff²⁹, A. Romaniouk¹¹⁰, M. Romano^{23b}, A.C. Romero Hernandez¹⁶⁹, N. Rompotis⁹⁰, M. Ronzani¹²³, L. Roos¹³³, S. Rosati^{72a}, B.J. Rosser¹³⁴, E. Rossi⁴, E. Rossi^{69a,69b}, L.P. Rossi^{55b}, L. Rossini⁴⁶, R. Rosten¹²⁵, M. Rotaru^{27b}, B. Rottler⁵², D. Rousseau⁶⁴, D. Rousso³², G. Rovelli^{70a,70b}, A. Roy¹⁶⁹, A. Rozanov¹⁰⁰, Y. Rozen¹⁵⁷, X. Ruan^{33g}, A.J. Ruby⁹⁰, T.A. Ruggeri¹, F. Rühr⁵², A. Ruiz-Martinez¹⁷⁰, A. Rummeler³⁶, Z. Rurikova⁵², N.A. Rusakovich⁷⁹, H.L. Russell¹⁷², L. Rustige³⁸, J.P. Rutherford⁷, E.M. Rüttinger¹⁴⁶, K. Rybacki⁸⁹, M. Rybar¹⁴⁰, E.B. Rye¹³¹, A. Ryzhov¹²⁰, J.A. Sabater Iglesias⁵⁴, P. Sabatini¹⁷⁰, L. Sabetta^{72a,72b}, H.F.W. Sadrozinski¹⁴³, R. Sadykov⁷⁹, F. Safai Tehrani^{72a}, B. Safarzadeh Samani¹⁵³, M. Safdari¹⁵⁰, S. Saha¹⁰², M. Sahinsoy¹¹³, A. Sahu¹⁷⁸, M. Saimpert¹⁴², M. Saito¹⁶⁰, T. Saito¹⁶⁰, D. Salamani³⁶, G. Salamanna^{74a,74b}, A. Salnikov¹⁵⁰, J. Salt¹⁷⁰, A. Salvador Salas¹³, D. Salvatore^{41b,41a}, F. Salvatore¹⁵³, A. Salzburger³⁶, D. Sammel⁵², D. Sampsonidis¹⁵⁹, D. Sampsonidou^{60d,60c}, J. Sánchez¹⁷⁰, A. Sanchez Pineda⁴, V. Sanchez Sebastian¹⁷⁰, H. Sandaker¹³¹, C.O. Sander⁴⁶, I.G. Sanderswood⁸⁹, J.A. Sandesara¹⁰¹, M. Sandhoff¹⁷⁸, C. Sandoval^{22b}, D.P.C. Sankey¹⁴¹, A. Sansoni⁵¹, C. Santoni³⁸, H. Santos^{137a,137b}, S.N. Santpur¹⁷, A. Santra¹⁷⁶, K.A. Saoucha¹⁴⁶, A. Saponov⁷⁹, J.G. Saraiva^{137a,137d}, J. Sardain¹⁰⁰, O. Sasaki⁸¹, K. Sato¹⁶⁵, C. Sauer^{61b}, F. Sauerburger⁵², E. Sauvan⁴, P. Savard^{163,af}, R. Sawada¹⁶⁰, C. Sawyer¹⁴¹, L. Sawyer⁹⁵,

I. Sayago Galvan¹⁷⁰, C. Sbarra^{23b}, A. Sbrizzi^{23b,23a}, T. Scanlon⁹⁴, J. Schaarschmidt¹⁴⁵,
P. Schacht¹¹³, D. Schaefer³⁷, U. Schäfer⁹⁸, A.C. Schaffer⁶⁴, D. Schaile¹¹², R.D. Schamberger¹⁵²,
E. Schanet¹¹², C. Scharf¹⁸, N. Scharmberg⁹⁹, V.A. Schegelsky¹³⁵, D. Scheirich¹⁴⁰, F. Schenck¹⁸,
M. Schernau¹⁶⁷, C. Scheulen⁵³, C. Schiavi^{55b,55a}, Z.M. Schillaci²⁶, E.J. Schioppa^{67a,67b},
M. Schioppa^{41b,41a}, B. Schlag⁹⁸, K.E. Schleicher⁵², S. Schlenker³⁶, K. Schmieden⁹⁸, C. Schmitt⁹⁸,
S. Schmitt⁴⁶, L. Schoeffel¹⁴², A. Schoening^{61b}, P.G. Scholer⁵², E. Schopf¹³², M. Schott⁹⁸,
J. Schovancova³⁶, S. Schramm⁵⁴, F. Schroeder¹⁷⁸, H-C. Schultz-Coulon^{61a}, M. Schumacher⁵²,
B.A. Schumm¹⁴³, Ph. Schune¹⁴², A. Schwartzman¹⁵⁰, T.A. Schwarz¹⁰⁴, Ph. Schwemling¹⁴²,
R. Schwienhorst¹⁰⁵, A. Sciandra¹⁴³, G. Sciolla²⁶, F. Scuri^{71a}, F. Scutti¹⁰³, C.D. Sebastiani⁹⁰,
K. Sedlaczek⁴⁷, P. Seema¹⁸, S.C. Seidel¹¹⁵, A. Seiden¹⁴³, B.D. Seidlitz²⁹, T. Seiss³⁷, C. Seitz⁴⁶,
J.M. Seixas^{80b}, G. Sekhniaidze^{69a}, S.J. Sekula⁴², L. Selem⁴, N. Semprini-Cesari^{23b,23a}, S. Sen⁴⁹,
V. Senthilkumar¹⁷⁰, L. Serin⁶⁴, L. Serkin^{66a,66b}, M. Sessa^{74a,74b}, H. Severini¹²⁶, S. Sevova¹⁵⁰,
F. Sforza^{55b,55a}, A. Sfyrla⁵⁴, E. Shabalina⁵³, R. Shaheen¹⁵¹, J.D. Shahinian¹³⁴,
N.W. Shaikh^{45a,45b}, D. Shaked Renous¹⁷⁶, L.Y. Shan^{14a}, M. Shapiro¹⁷, A. Sharma³⁶,
A.S. Sharma¹, S. Sharma⁴⁶, P.B. Shatalov¹²¹, K. Shaw¹⁵³, S.M. Shaw⁹⁹, P. Sherwood⁹⁴, L. Shi⁹⁴,
C.O. Shimmin¹⁷⁹, Y. Shimogama¹⁷⁵, J.D. Shinner⁹³, I.P.J. Shipsey¹³², S. Shirabe⁵⁴,
M. Shiyakova⁷⁹, J. Shlomi¹⁷⁶, M.J. Shochet³⁷, J. Shojai¹⁰³, D.R. Shope¹⁵¹, S. Shrestha¹²⁵,
E.M. Shrif^{33g}, M.J. Shroff¹⁷², P. Sicho¹³⁸, A.M. Sickles¹⁶⁹, E. Sideras Haddad^{33g},
O. Sidiropoulou³⁶, A. Sidoti^{23b}, F. Siegert⁴⁸, Dj. Sijacki¹⁵, F. Sili⁸⁸, J.M. Silva²⁰,
M.V. Silva Oliveira³⁶, S.B. Silverstein^{45a}, S. Simion⁶⁴, R. Simoniello³⁶, E.L. Simpson⁵⁷,
N.D. Simpson⁹⁶, S. Simsek^{21d}, S. Sindhu⁵³, P. Sinervo¹⁶³, V. Sinetckii¹¹¹, S. Singh¹⁴⁹, S. Singh¹⁶³,
S. Sinha⁴⁶, S. Sinha^{33g}, M. Sioli^{23b,23a}, I. Siral¹²⁹, S.Yu. Sivoklov¹¹¹, J. Sjölin^{45a,45b}, A. Skaf⁵³,
E. Skorda⁹⁶, P. Skubic¹²⁶, M. Slawinska⁸⁴, V. Smakhtin¹⁷⁶, B.H. Smart¹⁴¹, J. Smiesko¹⁴⁰,
S.Yu. Smirnov¹¹⁰, Y. Smirnov¹¹⁰, L.N. Smirnova^{111,q}, O. Smirnova⁹⁶, E.A. Smith³⁷, H.A. Smith¹³²,
R. Smith¹⁵⁰, M. Smizanska⁸⁹, K. Smolek¹³⁹, A. Smykiewicz⁸⁴, A.A. Snesev¹⁰⁹, H.L. Snoek¹¹⁷,
S. Snyder²⁹, R. Sobie^{172,v}, A. Soffer¹⁵⁸, C.A. Solans Sanchez³⁶, E.Yu. Soldatov¹¹⁰, U. Soldevila¹⁷⁰,
A.A. Solodkov¹²⁰, S. Solomon⁵², A. Soloshenko⁷⁹, K. Solovieva⁵², O.V. Solovyanov¹²⁰,
V. Solovyev¹³⁵, P. Sommer¹⁴⁶, H. Son¹⁶⁶, A. Sonay¹³, W.Y. Song^{164b}, A. Sopczak¹³⁹, A.L. Sopio⁹⁴,
F. Sopkova^{28b}, V. Sothilingam^{61a}, S. Sottocornola^{70a,70b}, R. Soualah^{122c}, A.M. Soukharev^{119b,119a},
Z. Soumami^{35e}, D. South⁴⁶, S. Spagnolo^{67a,67b}, M. Spalla¹¹³, M. Spangenberg¹⁷⁴, F. Spanò⁹³,
D. Sperlich⁵², G. Spigo³⁶, M. Spina¹⁵³, S. Spinali⁸⁹, D.P. Spiteri⁵⁷, M. Spousta¹⁴⁰, E.J. Staats³⁴,
A. Stabile^{68a,68b}, R. Stamen^{61a}, M. Stamenkovic¹¹⁷, A. Stampekis²⁰, M. Standke²⁴, E. Stanecka⁸⁴,
B. Stanislaus¹⁷, M.M. Stanitzki⁴⁶, M. Stankaityte¹³², B. Stapf⁴⁶, E.A. Starchenko¹²⁰,
G.H. Stark¹⁴³, J. Stark¹⁰⁰, D.M. Starko^{164b}, P. Staroba¹³⁸, P. Starovoitov^{61a}, S. Stärz¹⁰²,
R. Staszewski⁸⁴, G. Stavropoulos⁴⁴, J. Steentoft¹⁶⁸, P. Steinberg²⁹, A.L. Steinhebel¹²⁹,
B. Stelzer^{149,164a}, H.J. Stelzer¹³⁶, O. Stelzer-Chilton^{164a}, H. Stenzel⁵⁶, T.J. Stevenson¹⁵³,
G.A. Stewart³⁶, M.C. Stockton³⁶, G. Stoicea^{27b}, M. Stolarski^{137a}, S. Stonjek¹¹³, A. Straessner⁴⁸,
J. Strandberg¹⁵¹, S. Strandberg^{45a,45b}, M. Strauss¹²⁶, T. Streblor¹⁰⁰, P. Strizenec^{28b},
R. Ströhmer¹⁷³, D.M. Strom¹²⁹, L.R. Strom⁴⁶, R. Stroynowski⁴², A. Strubig^{45a,45b}, S.A. Stucci²⁹,
B. Stugu¹⁶, J. Stupak¹²⁶, N.A. Styles⁴⁶, D. Su¹⁵⁰, S. Su^{60a}, W. Su^{60d,145,60c}, X. Su^{60a,64},
K. Sugizaki¹⁶⁰, V.V. Sulin¹⁰⁹, M.J. Sullivan⁹⁰, D.M.S. Sultan^{75a,75b}, L. Sultanaliyeva¹⁰⁹,
S. Sultansoy^{3b}, T. Sumida⁸⁵, S. Sun¹⁰⁴, S. Sun¹⁷⁷, O. Sunneborn Gudnadottir¹⁶⁸, M.R. Sutton¹⁵³,
M. Svatos¹³⁸, M. Swiatlowski^{164a}, T. Swirski¹⁷³, I. Sykora^{28a}, M. Sykora¹⁴⁰, T. Sykora¹⁴⁰, D. Ta⁹⁸,
K. Tackmann^{46,u}, A. Taffard¹⁶⁷, R. Tafirout^{164a}, R.H.M. Taibah¹³³, R. Takashima⁸⁶, K. Takeda⁸²,
E.P. Takeva⁵⁰, Y. Takubo⁸¹, M. Talby¹⁰⁰, A.A. Talyshev^{119b,119a}, K.C. Tam^{62b}, N.M. Tamir¹⁵⁸,
A. Tanaka¹⁶⁰, J. Tanaka¹⁶⁰, R. Tanaka⁶⁴, J. Tang^{60c}, Z. Tao¹⁷¹, S. Tapia Araya⁷⁸, S. Tapprogge⁹⁸,
A. Tarek Abouelfadl Mohamed¹⁰⁵, S. Tarem¹⁵⁷, K. Tariq^{60b}, G. Tarna^{27b}, G.F. Tartarelli^{68a},
P. Tas¹⁴⁰, M. Tasevsky¹³⁸, E. Tassi^{41b,41a}, G. Tateno¹⁶⁰, Y. Tayalati^{35e}, G.N. Taylor¹⁰³,

W. Taylor^{164b}, H. Teagle⁹⁰, A.S. Tee¹⁷⁷, R. Teixeira De Lima¹⁵⁰, P. Teixeira-Dias⁹³, J.J. Teoh¹⁶³,
 K. Terashi¹⁶⁰, J. Terron⁹⁷, S. Terzo¹³, M. Testa⁵¹, R.J. Teuscher^{163,v}, N. Themistokleous⁵⁰,
 T. Theveneaux-Pelzer¹⁸, O. Thielmann¹⁷⁸, D.W. Thomas⁹³, J.P. Thomas²⁰, E.A. Thompson⁴⁶,
 P.D. Thompson²⁰, E. Thomson¹³⁴, E.J. Thorpe⁹², Y. Tian⁵³, V. Tikhomirov^{109,ab},
 Yu.A. Tikhonov^{119b,119a}, S. Timoshenko¹¹⁰, E.X.L. Ting¹, P. Tipton¹⁷⁹, S. Tisserant¹⁰⁰,
 S.H. Tlou^{33g}, A. Tmourji³⁸, K. Todome^{23b,23a}, S. Todorova-Nova¹⁴⁰, S. Todt⁴⁸, M. Togawa⁸¹,
 J. Tojo⁸⁷, S. Tokár^{28a}, K. Tokushuku⁸¹, R. Tombs³², M. Tomoto^{81,114}, L. Tompkins¹⁵⁰,
 P. Tornambe¹⁰¹, E. Torrence¹²⁹, H. Torres⁴⁸, E. Torró Pastor¹⁷⁰, M. Toscani³⁰, C. Tosciri³⁷,
 D.R. Tovey¹⁴⁶, A. Traeet¹⁶, I.S. Trandafir^{27b}, C.J. Treado¹²³, T. Trefzger¹⁷³, A. Tricoli²⁹,
 I.M. Trigger^{164a}, S. Trincaz-Duvoid¹³³, D.A. Trischuk¹⁷¹, W. Trischuk¹⁶³, B. Trocmé⁵⁸,
 A. Trofymov⁶⁴, C. Troncon^{68a}, F. Trovato¹⁵³, L. Truong^{33c}, M. Trzebinski⁸⁴, A. Trzupek⁸⁴,
 F. Tsai¹⁵², M. Tsai¹⁰⁴, A. Tsiamis¹⁵⁹, P.V. Tsiarehka¹⁰⁶, A. Tsirigotis^{159,s}, V. Tsiskaridze¹⁵²,
 E.G. Tskhadadze^{156a}, M. Tsopoulou¹⁵⁹, Y. Tsujikawa⁸⁵, I.I. Tsukerman¹²¹, V. Tsulaia¹⁷,
 S. Tsuno⁸¹, O. Tsur¹⁵⁷, D. Tsybychev¹⁵², Y. Tu^{62b}, A. Tudorache^{27b}, V. Tudorache^{27b},
 A.N. Tuna³⁶, S. Turchikhin⁷⁹, I. Turk Cakir^{3a}, R. Turra^{68a}, P.M. Tuts³⁹, S. Tzamarias¹⁵⁹,
 P. Tzani¹⁰, E. Tzovara⁹⁸, K. Uchida¹⁶⁰, F. Ukegawa¹⁶⁵, P.A. Ulloa Poblete^{144c}, G. Unal³⁶,
 M. Unal¹¹, A. Undrus²⁹, G. Unel¹⁶⁷, K. Uno¹⁶⁰, J. Urban^{28b}, P. Urquijo¹⁰³, G. Usai⁸,
 R. Ushioda¹⁶¹, M. Usman¹⁰⁸, Z. Uysal^{21b}, V. Vacek¹³⁹, B. Vachon¹⁰², K.O.H. Vadla¹³¹,
 T. Vafeiadis³⁶, C. Valderanis¹¹², E. Valdes Santurio^{45a,45b}, M. Valente^{164a}, S. Valentineti^{23b,23a},
 A. Valero¹⁷⁰, A. Vallier¹⁰⁰, J.A. Valls Ferrer¹⁷⁰, T.R. Van Daalen¹⁴⁵, P. Van Gemmeren⁶,
 S. Van Stroud⁹⁴, I. Van Vulpen¹¹⁷, M. Vanadia^{73a,73b}, W. Vandelli³⁶, M. Vandenbroucke¹⁴²,
 E.R. Vandewall¹²⁷, D. Vannicola¹⁵⁸, L. Vannoli^{55b,55a}, R. Vari^{72a}, E.W. Varnes⁷, C. Varni¹⁷,
 T. Varol¹⁵⁵, D. Varouchas⁶⁴, K.E. Varvell¹⁵⁴, M.E. Vasile^{27b}, L. Vaslin³⁸, G.A. Vasquez¹⁷²,
 F. Vazeille³⁸, D. Vazquez Furelos¹³, T. Vazquez Schroeder³⁶, J. Veatch⁵³, V. Vecchio⁹⁹,
 M.J. Veen¹¹⁷, I. Veliscek¹³², L.M. Veloce¹⁶³, F. Veloso^{137a,137c}, S. Veneziano^{72a}, A. Ventura^{67a,67b},
 A. Verbytskyi¹¹³, M. Verducci^{71a,71b}, C. Vergis²⁴, M. Verissimo De Araujo^{80b}, W. Verkerke¹¹⁷,
 J.C. Vermeulen¹¹⁷, C. Vernieri¹⁵⁰, P.J. Verschuur⁹³, M. Vessella¹⁰¹, M.L. Vesterbacka¹²³,
 M.C. Vetterli^{149,af}, A. Vgenopoulos¹⁵⁹, N. Viaux Maira^{144f}, T. Vickey¹⁴⁶, O.E. Vickey Boeriu¹⁴⁶,
 G.H.A. Viehhauser¹³², L. Vigani^{61b}, M. Villa^{23b,23a}, M. Villaplana Perez¹⁷⁰, E.M. Villhauer⁵⁰,
 E. Vilucchi⁵¹, M.G. Vincter³⁴, G.S. Virdee²⁰, A. Vishwakarma⁵⁰, C. Vittori^{23b,23a}, I. Vivarelli¹⁵³,
 V. Vladimirov¹⁷⁴, E. Voevodina¹¹³, M. Vogel¹⁷⁸, P. Vokac¹³⁹, J. Von Ahnen⁴⁶, E. Von Toerne²⁴,
 B. Vormwald³⁶, V. Vorobel¹⁴⁰, K. Vorobev¹¹⁰, M. Vos¹⁷⁰, J.H. Vosseveld⁹⁰, M. Vozak¹¹⁷,
 L. Vozdecky⁹², N. Vranjes¹⁵, M. Vranjes Milosavljevic¹⁵, V. Vrba^{139,*}, M. Vreeswijk¹¹⁷,
 N.K. Vu¹⁰⁰, R. Vuillermet³⁶, O.V. Vujanovic⁹⁸, I. Vukotic³⁷, S. Wada¹⁶⁵, C. Wagner¹⁰¹,
 W. Wagner¹⁷⁸, S. Wahdan¹⁷⁸, H. Wahlberg⁸⁸, R. Wakasa¹⁶⁵, M. Wakida¹¹⁴, V.M. Walbrecht¹¹³,
 J. Walder¹⁴¹, R. Walker¹¹², W. Walkowiak¹⁴⁸, A.M. Wang⁵⁹, A.Z. Wang¹⁷⁷, C. Wang^{60a},
 C. Wang^{60c}, H. Wang¹⁷, J. Wang^{62a}, P. Wang⁴², R.-J. Wang⁹⁸, R. Wang⁵⁹, R. Wang⁶,
 S.M. Wang¹⁵⁵, S. Wang^{60b}, T. Wang^{60a}, W.T. Wang⁷⁷, W.X. Wang^{60a}, X. Wang^{14c}, X. Wang¹⁶⁹,
 X. Wang^{60c}, Y. Wang^{60d}, Z. Wang¹⁰⁴, Z. Wang^{60d,49,60c}, Z. Wang¹⁰⁴, A. Warburton¹⁰²,
 R.J. Ward²⁰, N. Warrack⁵⁷, A.T. Watson²⁰, M.F. Watson²⁰, G. Watts¹⁴⁵, B.M. Waugh⁹⁴,
 A.F. Webb¹¹, C. Weber²⁹, M.S. Weber¹⁹, S.A. Weber³⁴, S.M. Weber^{61a}, C. Wei^{60a}, Y. Wei¹³²,
 A.R. Weidberg¹³², J. Weingarten⁴⁷, M. Weirich⁹⁸, C. Weiser⁵², T. Wenaus²⁹, B. Wendland⁴⁷,
 T. Wengler³⁶, N.S. Wenke¹¹³, N. Vermes²⁴, M. Wessels^{61a}, K. Whalen¹²⁹, A.M. Wharton⁸⁹,
 A.S. White⁵⁹, A. White⁸, M.J. White¹, D. Whiteson¹⁶⁷, L. Wickremasinghe¹³⁰,
 W. Wiedenmann¹⁷⁷, C. Wiel⁴⁸, M. Wielers¹⁴¹, N. Wieseotte⁹⁸, C. Wiglesworth⁴⁰,
 L.A.M. Wiik-Fuchs⁵², D.J. Wilbern¹²⁶, H.G. Wilkens³⁶, D.M. Williams³⁹, H.H. Williams¹³⁴,
 S. Williams³², S. Willocq¹⁰¹, P.J. Windischhofer¹³², F. Winklmeier¹²⁹, B.T. Winter⁵²,
 M. Wittgen¹⁵⁰, M. Wobisch⁹⁵, A. Wolf⁹⁸, R. Wölker¹³², J. Wollrath¹⁶⁷, M.W. Wolter⁸⁴,

H. Wolters^{137a,137c}, V.W.S. Wong¹⁷¹, A.F. Wongel⁴⁶, S.D. Worm⁴⁶, B.K. Wosiek⁸⁴, K.W. Woźniak⁸⁴, K. Wraight⁵⁷, J. Wu^{14a,14d}, S.L. Wu¹⁷⁷, X. Wu⁵⁴, Y. Wu^{60a}, Z. Wu^{142,60a}, J. Wuerzinger¹³², T.R. Wyatt⁹⁹, B.M. Wynne⁵⁰, S. Xella⁴⁰, L. Xia^{14c}, M. Xia^{14b}, J. Xiang^{62c}, X. Xiao¹⁰⁴, M. Xie^{60a}, X. Xie^{60a}, I. Xiotidis¹⁵³, D. Xu^{14a}, H. Xu^{60a}, H. Xu^{60a}, L. Xu^{60a}, R. Xu¹³⁴, T. Xu^{60a}, W. Xu¹⁰⁴, Y. Xu^{14b}, Z. Xu^{60b}, Z. Xu¹⁵⁰, B. Yabsley¹⁵⁴, S. Yacoob^{33a}, N. Yamaguchi⁸⁷, Y. Yamaguchi¹⁶¹, H. Yamauchi¹⁶⁵, T. Yamazaki¹⁷, Y. Yamazaki⁸², J. Yan^{60c}, S. Yan¹³², Z. Yan²⁵, H.J. Yang^{60c,60d}, H.T. Yang¹⁷, S. Yang^{60a}, T. Yang^{62c}, X. Yang^{60a}, X. Yang^{14a}, Y. Yang⁴², Z. Yang^{104,60a}, W.-M. Yao¹⁷, Y.C. Yap⁴⁶, H. Ye^{14c}, J. Ye⁴², S. Ye²⁹, X. Ye^{60a}, I. Yeletsikh⁷⁹, M.R. Yexley⁸⁹, P. Yin³⁹, K. Yorita¹⁷⁵, C.J.S. Young⁵², C. Young¹⁵⁰, M. Yuan¹⁰⁴, R. Yuan^{60b,i}, X. Yue^{61a}, M. Zaazoua^{35e}, B. Zabinski⁸⁴, G. Zacharis¹⁰, E. Zaid⁵⁰, A.M. Zaitsev^{120,aa}, T. Zakareishvili^{156b}, N. Zakharchuk³⁴, S. Zambito³⁶, D. Zanzi⁵², O. Zaplatilek¹³⁹, S.V. Zeißner⁴⁷, C. Zeitnitz¹⁷⁸, J.C. Zeng¹⁶⁹, D.T. Zenger Jr²⁶, O. Zenin¹²⁰, T. Ženiš^{28a}, S. Zenz⁹², S. Zerradi^{35a}, D. Zerwas⁶⁴, B. Zhang^{14c}, D.F. Zhang¹⁴⁶, G. Zhang^{14b}, J. Zhang⁶, K. Zhang^{14a}, L. Zhang^{14c}, M. Zhang¹⁶⁹, R. Zhang¹⁷⁷, S. Zhang¹⁰⁴, X. Zhang^{60c}, X. Zhang^{60b}, Z. Zhang⁶⁴, H. Zhao¹⁴⁵, P. Zhao⁴⁹, T. Zhao^{60b}, Y. Zhao¹⁴³, Z. Zhao^{60a}, A. Zhemchugov⁷⁹, Z. Zheng¹⁵⁰, D. Zhong¹⁶⁹, B. Zhou¹⁰⁴, C. Zhou¹⁷⁷, H. Zhou⁷, N. Zhou^{60c}, Y. Zhou⁷, C.G. Zhu^{60b}, C. Zhu^{14a,14d}, H.L. Zhu^{60a}, H. Zhu^{14a}, J. Zhu¹⁰⁴, Y. Zhu^{60a}, X. Zhuang^{14a}, K. Zhukov¹⁰⁹, V. Zhulanov^{119b,119a}, D. Zieminska⁶⁵, N.I. Zimine⁷⁹, S. Zimmermann^{52,*}, J. Zinsser^{61b}, M. Ziolkowski¹⁴⁸, L. Živković¹⁵, A. Zoccoli^{23b,23a}, K. Zoch⁵⁴, T.G. Zorbas¹⁴⁶, O. Zormpa⁴⁴, W. Zou³⁹, L. Zwalinski³⁶.

¹ Department of Physics, University of Adelaide, Adelaide; Australia

² Department of Physics, University of Alberta, Edmonton AB; Canada

³ ^(a) Department of Physics, Ankara University, Ankara; ^(b) Division of Physics, TOBB University of Economics and Technology, Ankara; Turkey

⁴ LAPP, Univ. Savoie Mont Blanc, CNRS/IN2P3, Annecy; France

⁵ APC, Université Paris Cité, CNRS/IN2P3, Paris; France

⁶ High Energy Physics Division, Argonne National Laboratory, Argonne IL; United States of America

⁷ Department of Physics, University of Arizona, Tucson AZ; United States of America

⁸ Department of Physics, University of Texas at Arlington, Arlington TX; United States of America

⁹ Physics Department, National and Kapodistrian University of Athens, Athens; Greece

¹⁰ Physics Department, National Technical University of Athens, Zografou; Greece

¹¹ Department of Physics, University of Texas at Austin, Austin TX; United States of America

¹² Institute of Physics, Azerbaijan Academy of Sciences, Baku; Azerbaijan

¹³ Institut de Física d'Altes Energies (IFAE), Barcelona Institute of Science and Technology, Barcelona; Spain

¹⁴ ^(a) Institute of High Energy Physics, Chinese Academy of Sciences, Beijing; ^(b) Physics Department, Tsinghua University, Beijing; ^(c) Department of Physics, Nanjing University, Nanjing; ^(d) University of Chinese Academy of Science (UCAS), Beijing; China

¹⁵ Institute of Physics, University of Belgrade, Belgrade; Serbia

¹⁶ Department for Physics and Technology, University of Bergen, Bergen; Norway

¹⁷ Physics Division, Lawrence Berkeley National Laboratory and University of California, Berkeley CA; United States of America

¹⁸ Institut für Physik, Humboldt Universität zu Berlin, Berlin; Germany

¹⁹ Albert Einstein Center for Fundamental Physics and Laboratory for High Energy Physics, University of Bern, Bern; Switzerland

²⁰ School of Physics and Astronomy, University of Birmingham, Birmingham; United Kingdom

²¹ ^(a) Department of Physics, Bogazici University, Istanbul; ^(b) Department of Physics Engineering, Gaziantep University, Gaziantep; ^(c) Department of Physics, Istanbul University, Istanbul; ^(d) Istinye University, Sariyer, Istanbul; Turkey

²² ^(a) Facultad de Ciencias y Centro de Investigaciones, Universidad Antonio Nariño,

Bogotá; ^(b) Departamento de Física, Universidad Nacional de Colombia, Bogotá; Colombia

- 23 ^(a) *Dipartimento di Fisica e Astronomia A. Righi, Università di Bologna, Bologna;* ^(b) *INFN Sezione di Bologna; Italy*
- 24 *Physikalisches Institut, Universität Bonn, Bonn; Germany*
- 25 *Department of Physics, Boston University, Boston MA; United States of America*
- 26 *Department of Physics, Brandeis University, Waltham MA; United States of America*
- 27 ^(a) *Transilvania University of Brasov, Brasov;* ^(b) *Horia Hulubei National Institute of Physics and Nuclear Engineering, Bucharest;* ^(c) *Department of Physics, Alexandru Ioan Cuza University of Iasi, Iasi;* ^(d) *National Institute for Research and Development of Isotopic and Molecular Technologies, Physics Department, Cluj-Napoca;* ^(e) *University Politehnica Bucharest, Bucharest;* ^(f) *West University in Timisoara, Timisoara; Romania*
- 28 ^(a) *Faculty of Mathematics, Physics and Informatics, Comenius University, Bratislava;* ^(b) *Department of Subnuclear Physics, Institute of Experimental Physics of the Slovak Academy of Sciences, Kosice; Slovak Republic*
- 29 *Physics Department, Brookhaven National Laboratory, Upton NY; United States of America*
- 30 *Universidad de Buenos Aires, Facultad de Ciencias Exactas y Naturales, Departamento de Física, y CONICET, Instituto de Física de Buenos Aires (IFIBA), Buenos Aires; Argentina*
- 31 *California State University, CA; United States of America*
- 32 *Cavendish Laboratory, University of Cambridge, Cambridge; United Kingdom*
- 33 ^(a) *Department of Physics, University of Cape Town, Cape Town;* ^(b) *iThemba Labs, Western Cape;* ^(c) *Department of Mechanical Engineering Science, University of Johannesburg, Johannesburg;* ^(d) *National Institute of Physics, University of the Philippines Diliman (Philippines);* ^(e) *University of South Africa, Department of Physics, Pretoria;* ^(f) *University of Zululand, KwaDlangezwa;* ^(g) *School of Physics, University of the Witwatersrand, Johannesburg; South Africa*
- 34 *Department of Physics, Carleton University, Ottawa ON; Canada*
- 35 ^(a) *Faculté des Sciences Ain Chock, Réseau Universitaire de Physique des Hautes Energies — Université Hassan II, Casablanca;* ^(b) *Faculté des Sciences, Université Ibn-Tofail, Kénitra;* ^(c) *Faculté des Sciences Semlalia, Université Cadi Ayyad, LPHEA-Marrakech;* ^(d) *LPMR, Faculté des Sciences, Université Mohamed Premier, Oujda;* ^(e) *Faculté des sciences, Université Mohammed V, Rabat;* ^(f) *Mohammed VI Polytechnic University, Ben Guerir; Morocco*
- 36 *CERN, Geneva; Switzerland*
- 37 *Enrico Fermi Institute, University of Chicago, Chicago IL; United States of America*
- 38 *LPC, Université Clermont Auvergne, CNRS/IN2P3, Clermont-Ferrand; France*
- 39 *Nevis Laboratory, Columbia University, Irvington NY; United States of America*
- 40 *Niels Bohr Institute, University of Copenhagen, Copenhagen; Denmark*
- 41 ^(a) *Dipartimento di Fisica, Università della Calabria, Rende;* ^(b) *INFN Gruppo Collegato di Cosenza, Laboratori Nazionali di Frascati; Italy*
- 42 *Physics Department, Southern Methodist University, Dallas TX; United States of America*
- 43 *Physics Department, University of Texas at Dallas, Richardson TX; United States of America*
- 44 *National Centre for Scientific Research “Demokritos”, Agia Paraskevi; Greece*
- 45 ^(a) *Department of Physics, Stockholm University;* ^(b) *Oskar Klein Centre, Stockholm; Sweden*
- 46 *Deutsches Elektronen-Synchrotron DESY, Hamburg and Zeuthen; Germany*
- 47 *Fakultät Physik, Technische Universität Dortmund, Dortmund; Germany*
- 48 *Institut für Kern- und Teilchenphysik, Technische Universität Dresden, Dresden; Germany*
- 49 *Department of Physics, Duke University, Durham NC; United States of America*
- 50 *SUPA — School of Physics and Astronomy, University of Edinburgh, Edinburgh; United Kingdom*
- 51 *INFN e Laboratori Nazionali di Frascati, Frascati; Italy*
- 52 *Physikalisches Institut, Albert-Ludwigs-Universität Freiburg, Freiburg; Germany*
- 53 *II. Physikalisches Institut, Georg-August-Universität Göttingen, Göttingen; Germany*
- 54 *Département de Physique Nucléaire et Corpusculaire, Université de Genève, Genève; Switzerland*
- 55 ^(a) *Dipartimento di Fisica, Università di Genova, Genova;* ^(b) *INFN Sezione di Genova; Italy*
- 56 *II. Physikalisches Institut, Justus-Liebig-Universität Giessen, Giessen; Germany*
- 57 *SUPA — School of Physics and Astronomy, University of Glasgow, Glasgow; United Kingdom*
- 58 *LPSC, Université Grenoble Alpes, CNRS/IN2P3, Grenoble INP, Grenoble; France*

- 59 Laboratory for Particle Physics and Cosmology, Harvard University, Cambridge MA; United States of America
- 60 ^(a) Department of Modern Physics and State Key Laboratory of Particle Detection and Electronics, University of Science and Technology of China, Hefei; ^(b) Institute of Frontier and Interdisciplinary Science and Key Laboratory of Particle Physics and Particle Irradiation (MOE), Shandong University, Qingdao; ^(c) School of Physics and Astronomy, Shanghai Jiao Tong University, Key Laboratory for Particle Astrophysics and Cosmology (MOE), SKLPPC, Shanghai; ^(d) Tsung-Dao Lee Institute, Shanghai; China
- 61 ^(a) Kirchhoff-Institut für Physik, Ruprecht-Karls-Universität Heidelberg, Heidelberg; ^(b) Physikalisches Institut, Ruprecht-Karls-Universität Heidelberg, Heidelberg; Germany
- 62 ^(a) Department of Physics, Chinese University of Hong Kong, Shatin, N.T., Hong Kong; ^(b) Department of Physics, University of Hong Kong, Hong Kong; ^(c) Department of Physics and Institute for Advanced Study, Hong Kong University of Science and Technology, Clear Water Bay, Kowloon, Hong Kong; China
- 63 Department of Physics, National Tsing Hua University, Hsinchu; Taiwan
- 64 IJCLab, Université Paris-Saclay, CNRS/IN2P3, 91191, Orsay; France
- 65 Department of Physics, Indiana University, Bloomington IN; United States of America
- 66 ^(a) INFN Gruppo Collegato di Udine, Sezione di Trieste, Udine; ^(b) ICTP, Trieste; ^(c) Dipartimento Politecnico di Ingegneria e Architettura, Università di Udine, Udine; Italy
- 67 ^(a) INFN Sezione di Lecce; ^(b) Dipartimento di Matematica e Fisica, Università del Salento, Lecce; Italy
- 68 ^(a) INFN Sezione di Milano; ^(b) Dipartimento di Fisica, Università di Milano, Milano; Italy
- 69 ^(a) INFN Sezione di Napoli; ^(b) Dipartimento di Fisica, Università di Napoli, Napoli; Italy
- 70 ^(a) INFN Sezione di Pavia; ^(b) Dipartimento di Fisica, Università di Pavia, Pavia; Italy
- 71 ^(a) INFN Sezione di Pisa; ^(b) Dipartimento di Fisica E. Fermi, Università di Pisa, Pisa; Italy
- 72 ^(a) INFN Sezione di Roma; ^(b) Dipartimento di Fisica, Sapienza Università di Roma, Roma; Italy
- 73 ^(a) INFN Sezione di Roma Tor Vergata; ^(b) Dipartimento di Fisica, Università di Roma Tor Vergata, Roma; Italy
- 74 ^(a) INFN Sezione di Roma Tre; ^(b) Dipartimento di Matematica e Fisica, Università Roma Tre, Roma; Italy
- 75 ^(a) INFN-TIFPA; ^(b) Università degli Studi di Trento, Trento; Italy
- 76 Institut für Astro- und Teilchenphysik, Leopold-Franzens-Universität, Innsbruck; Austria
- 77 University of Iowa, Iowa City IA; United States of America
- 78 Department of Physics and Astronomy, Iowa State University, Ames IA; United States of America
- 79 Joint Institute for Nuclear Research, Dubna; Russia
- 80 ^(a) Departamento de Engenharia Elétrica, Universidade Federal de Juiz de Fora (UFJF), Juiz de Fora; ^(b) Universidade Federal do Rio De Janeiro COPPE/EE/IF, Rio de Janeiro; ^(c) Instituto de Física, Universidade de São Paulo, São Paulo; ^(d) Rio de Janeiro State University, Rio de Janeiro; Brazil
- 81 KEK, High Energy Accelerator Research Organization, Tsukuba; Japan
- 82 Graduate School of Science, Kobe University, Kobe; Japan
- 83 ^(a) AGH University of Science and Technology, Faculty of Physics and Applied Computer Science, Krakow; ^(b) Marian Smoluchowski Institute of Physics, Jagiellonian University, Krakow; Poland
- 84 Institute of Nuclear Physics Polish Academy of Sciences, Krakow; Poland
- 85 Faculty of Science, Kyoto University, Kyoto; Japan
- 86 Kyoto University of Education, Kyoto; Japan
- 87 Research Center for Advanced Particle Physics and Department of Physics, Kyushu University, Fukuoka; Japan
- 88 Instituto de Física La Plata, Universidad Nacional de La Plata and CONICET, La Plata; Argentina
- 89 Physics Department, Lancaster University, Lancaster; United Kingdom
- 90 Oliver Lodge Laboratory, University of Liverpool, Liverpool; United Kingdom
- 91 Department of Experimental Particle Physics, Jožef Stefan Institute and Department of Physics, University of Ljubljana, Ljubljana; Slovenia
- 92 School of Physics and Astronomy, Queen Mary University of London, London; United Kingdom
- 93 Department of Physics, Royal Holloway University of London, Egham; United Kingdom

- ⁹⁴ *Department of Physics and Astronomy, University College London, London; United Kingdom*
⁹⁵ *Louisiana Tech University, Ruston LA; United States of America*
⁹⁶ *Fysiska institutionen, Lunds universitet, Lund; Sweden*
⁹⁷ *Departamento de Física Teórica C-15 and CIAFF, Universidad Autónoma de Madrid, Madrid; Spain*
⁹⁸ *Institut für Physik, Universität Mainz, Mainz; Germany*
⁹⁹ *School of Physics and Astronomy, University of Manchester, Manchester; United Kingdom*
¹⁰⁰ *CPPM, Aix-Marseille Université, CNRS/IN2P3, Marseille; France*
¹⁰¹ *Department of Physics, University of Massachusetts, Amherst MA; United States of America*
¹⁰² *Department of Physics, McGill University, Montreal QC; Canada*
¹⁰³ *School of Physics, University of Melbourne, Victoria; Australia*
¹⁰⁴ *Department of Physics, University of Michigan, Ann Arbor MI; United States of America*
¹⁰⁵ *Department of Physics and Astronomy, Michigan State University, East Lansing MI; United States of America*
¹⁰⁶ *B.I. Stepanov Institute of Physics, National Academy of Sciences of Belarus, Minsk; Belarus*
¹⁰⁷ *Research Institute for Nuclear Problems of Byelorussian State University, Minsk; Belarus*
¹⁰⁸ *Group of Particle Physics, University of Montreal, Montreal QC; Canada*
¹⁰⁹ *P.N. Lebedev Physical Institute of the Russian Academy of Sciences, Moscow; Russia*
¹¹⁰ *National Research Nuclear University MEPhI, Moscow; Russia*
¹¹¹ *D.V. Skobel'syn Institute of Nuclear Physics, M.V. Lomonosov Moscow State University, Moscow; Russia*
¹¹² *Fakultät für Physik, Ludwig-Maximilians-Universität München, München; Germany*
¹¹³ *Max-Planck-Institut für Physik (Werner-Heisenberg-Institut), München; Germany*
¹¹⁴ *Graduate School of Science and Kobayashi-Maskawa Institute, Nagoya University, Nagoya; Japan*
¹¹⁵ *Department of Physics and Astronomy, University of New Mexico, Albuquerque NM; United States of America*
¹¹⁶ *Institute for Mathematics, Astrophysics and Particle Physics, Radboud University/Nikhef, Nijmegen; Netherlands*
¹¹⁷ *Nikhef National Institute for Subatomic Physics and University of Amsterdam, Amsterdam; Netherlands*
¹¹⁸ *Department of Physics, Northern Illinois University, DeKalb IL; United States of America*
¹¹⁹ ^(a) *Budker Institute of Nuclear Physics and NSU, SB RAS, Novosibirsk;* ^(b) *Novosibirsk State University Novosibirsk; Russia*
¹²⁰ *Institute for High Energy Physics of the National Research Centre Kurchatov Institute, Protvino; Russia*
¹²¹ *Institute for Theoretical and Experimental Physics named by A.I. Alikhanov of National Research Centre "Kurchatov Institute", Moscow; Russia*
¹²² ^(a) *New York University Abu Dhabi, Abu Dhabi;* ^(b) *United Arab Emirates University, Al Ain;* ^(c) *University of Sharjah, Sharjah; United Arab Emirates*
¹²³ *Department of Physics, New York University, New York NY; United States of America*
¹²⁴ *Ochanomizu University, Otsuka, Bunkyo-ku, Tokyo; Japan*
¹²⁵ *Ohio State University, Columbus OH; United States of America*
¹²⁶ *Homer L. Dodge Department of Physics and Astronomy, University of Oklahoma, Norman OK; United States of America*
¹²⁷ *Department of Physics, Oklahoma State University, Stillwater OK; United States of America*
¹²⁸ *Palacký University, Joint Laboratory of Optics, Olomouc; Czech Republic*
¹²⁹ *Institute for Fundamental Science, University of Oregon, Eugene, OR; United States of America*
¹³⁰ *Graduate School of Science, Osaka University, Osaka; Japan*
¹³¹ *Department of Physics, University of Oslo, Oslo; Norway*
¹³² *Department of Physics, Oxford University, Oxford; United Kingdom*
¹³³ *LPNHE, Sorbonne Université, Université Paris Cité, CNRS/IN2P3, Paris; France*
¹³⁴ *Department of Physics, University of Pennsylvania, Philadelphia PA; United States of America*
¹³⁵ *Konstantinov Nuclear Physics Institute of National Research Centre "Kurchatov Institute", PNPI, St. Petersburg; Russia*

- 136 *Department of Physics and Astronomy, University of Pittsburgh, Pittsburgh PA; United States of America*
- 137 ^(a) *Laboratório de Instrumentação e Física Experimental de Partículas — LIP, Lisboa;* ^(b) *Departamento de Física, Faculdade de Ciências, Universidade de Lisboa, Lisboa;* ^(c) *Departamento de Física, Universidade de Coimbra, Coimbra;* ^(d) *Centro de Física Nuclear da Universidade de Lisboa, Lisboa;* ^(e) *Departamento de Física, Universidade do Minho, Braga;* ^(f) *Departamento de Física Teórica y del Cosmos, Universidad de Granada, Granada (Spain);* ^(g) *Instituto Superior Técnico, Universidade de Lisboa, Lisboa; Portugal*
- 138 *Institute of Physics of the Czech Academy of Sciences, Prague; Czech Republic*
- 139 *Czech Technical University in Prague, Prague; Czech Republic*
- 140 *Charles University, Faculty of Mathematics and Physics, Prague; Czech Republic*
- 141 *Particle Physics Department, Rutherford Appleton Laboratory, Didcot; United Kingdom*
- 142 *IRFU, CEA, Université Paris-Saclay, Gif-sur-Yvette; France*
- 143 *Santa Cruz Institute for Particle Physics, University of California Santa Cruz, Santa Cruz CA; United States of America*
- 144 ^(a) *Departamento de Física, Pontificia Universidad Católica de Chile, Santiago;* ^(b) *Millennium Institute for Subatomic physics at high energy frontier (SAPHIR), Santiago;* ^(c) *Instituto de Investigación Multidisciplinario en Ciencia y Tecnología, y Departamento de Física, Universidad de La Serena;* ^(d) *Universidad Andres Bello, Department of Physics, Santiago;* ^(e) *Instituto de Alta Investigación, Universidad de Tarapacá, Arica;* ^(f) *Departamento de Física, Universidad Técnica Federico Santa María, Valparaíso; Chile*
- 145 *Department of Physics, University of Washington, Seattle WA; United States of America*
- 146 *Department of Physics and Astronomy, University of Sheffield, Sheffield; United Kingdom*
- 147 *Department of Physics, Shinshu University, Nagano; Japan*
- 148 *Department Physik, Universität Siegen, Siegen; Germany*
- 149 *Department of Physics, Simon Fraser University, Burnaby BC; Canada*
- 150 *SLAC National Accelerator Laboratory, Stanford CA; United States of America*
- 151 *Department of Physics, Royal Institute of Technology, Stockholm; Sweden*
- 152 *Departments of Physics and Astronomy, Stony Brook University, Stony Brook NY; United States of America*
- 153 *Department of Physics and Astronomy, University of Sussex, Brighton; United Kingdom*
- 154 *School of Physics, University of Sydney, Sydney; Australia*
- 155 *Institute of Physics, Academia Sinica, Taipei; Taiwan*
- 156 ^(a) *E. Andronikashvili Institute of Physics, Iv. Javakishvili Tbilisi State University, Tbilisi;* ^(b) *High Energy Physics Institute, Tbilisi State University, Tbilisi; Georgia*
- 157 *Department of Physics, Technion, Israel Institute of Technology, Haifa; Israel*
- 158 *Raymond and Beverly Sackler School of Physics and Astronomy, Tel Aviv University, Tel Aviv; Israel*
- 159 *Department of Physics, Aristotle University of Thessaloniki, Thessaloniki; Greece*
- 160 *International Center for Elementary Particle Physics and Department of Physics, University of Tokyo, Tokyo; Japan*
- 161 *Department of Physics, Tokyo Institute of Technology, Tokyo; Japan*
- 162 *Tomsk State University, Tomsk; Russia*
- 163 *Department of Physics, University of Toronto, Toronto ON; Canada*
- 164 ^(a) *TRIUMF, Vancouver BC;* ^(b) *Department of Physics and Astronomy, York University, Toronto ON; Canada*
- 165 *Division of Physics and Tomonaga Center for the History of the Universe, Faculty of Pure and Applied Sciences, University of Tsukuba, Tsukuba; Japan*
- 166 *Department of Physics and Astronomy, Tufts University, Medford MA; United States of America*
- 167 *Department of Physics and Astronomy, University of California Irvine, Irvine CA; United States of America*
- 168 *Department of Physics and Astronomy, University of Uppsala, Uppsala; Sweden*
- 169 *Department of Physics, University of Illinois, Urbana IL; United States of America*

- ¹⁷⁰ *Instituto de Física Corpuscular (IFIC), Centro Mixto Universidad de Valencia — CSIC, Valencia; Spain*
- ¹⁷¹ *Department of Physics, University of British Columbia, Vancouver BC; Canada*
- ¹⁷² *Department of Physics and Astronomy, University of Victoria, Victoria BC; Canada*
- ¹⁷³ *Fakultät für Physik und Astronomie, Julius-Maximilians-Universität Würzburg, Würzburg; Germany*
- ¹⁷⁴ *Department of Physics, University of Warwick, Coventry; United Kingdom*
- ¹⁷⁵ *Waseda University, Tokyo; Japan*
- ¹⁷⁶ *Department of Particle Physics and Astrophysics, Weizmann Institute of Science, Rehovot; Israel*
- ¹⁷⁷ *Department of Physics, University of Wisconsin, Madison WI; United States of America*
- ¹⁷⁸ *Fakultät für Mathematik und Naturwissenschaften, Fachgruppe Physik, Bergische Universität Wuppertal, Wuppertal; Germany*
- ¹⁷⁹ *Department of Physics, Yale University, New Haven CT; United States of America*
- ^a *Also at Borough of Manhattan Community College, City University of New York, New York NY; United States of America*
- ^b *Also at Bruno Kessler Foundation, Trento; Italy*
- ^c *Also at Center for High Energy Physics, Peking University; China*
- ^d *Also at Centro Studi e Ricerche Enrico Fermi; Italy*
- ^e *Also at CERN, Geneva; Switzerland*
- ^f *Also at Département de Physique Nucléaire et Corpusculaire, Université de Genève, Genève; Switzerland*
- ^g *Also at Departament de Física de la Universitat Autònoma de Barcelona, Barcelona; Spain*
- ^h *Also at Department of Financial and Management Engineering, University of the Aegean, Chios; Greece*
- ⁱ *Also at Department of Physics and Astronomy, Michigan State University, East Lansing MI; United States of America*
- ^j *Also at Department of Physics and Astronomy, University of Louisville, Louisville, KY; United States of America*
- ^k *Also at Department of Physics, Ben Gurion University of the Negev, Beer Sheva; Israel*
- ^l *Also at Department of Physics, California State University, East Bay; United States of America*
- ^m *Also at Department of Physics, California State University, Sacramento; United States of America*
- ⁿ *Also at Department of Physics, King's College London, London; United Kingdom*
- ^o *Also at Department of Physics, St. Petersburg State Polytechnical University, St. Petersburg; Russia*
- ^p *Also at Department of Physics, University of Fribourg, Fribourg; Switzerland*
- ^q *Also at Faculty of Physics, M.V. Lomonosov Moscow State University, Moscow; Russia*
- ^r *Also at Graduate School of Science, Osaka University, Osaka; Japan*
- ^s *Also at Hellenic Open University, Patras; Greece*
- ^t *Also at Institutio Catalana de Recerca i Estudis Avancats, ICREA, Barcelona; Spain*
- ^u *Also at Institut für Experimentalphysik, Universität Hamburg, Hamburg; Germany*
- ^v *Also at Institute of Particle Physics (IPP); Canada*
- ^w *Also at Institute of Physics, Azerbaijan Academy of Sciences, Baku; Azerbaijan*
- ^x *Also at Institute of Theoretical Physics, Ilia State University, Tbilisi; Georgia*
- ^y *Also at Instituto de Física Teórica, IFT-UAM/CSIC, Madrid; Spain*
- ^z *Also at Joint Institute for Nuclear Research, Dubna; Russia*
- ^{aa} *Also at Moscow Institute of Physics and Technology State University, Dolgoprudny; Russia*
- ^{ab} *Also at National Research Nuclear University MEPhI, Moscow; Russia*
- ^{ac} *Also at Physics Department, An-Najah National University, Nablus; Palestine*
- ^{ad} *Also at Physikalisches Institut, Albert-Ludwigs-Universität Freiburg, Freiburg; Germany*
- ^{ae} *Also at The City College of New York, New York NY; United States of America*
- ^{af} *Also at TRIUMF, Vancouver BC; Canada*
- ^{ag} *Also at Università di Napoli Parthenope, Napoli; Italy*
- ^{ah} *Also at University of Chinese Academy of Sciences (UCAS), Beijing; China*
- ^{ai} *Also at Yeditepe University, Physics Department, Istanbul; Turkey*
- ^{*} *Deceased*