

Modeling Contaminant Microbes in Rivers During Both Baseflow and Stormflow

Drummond, J. D.; Aquino, T.; Davies-colley, R. J.; Stott, R.; Krause, S.

DOI:

[10.1029/2021GL096514](https://doi.org/10.1029/2021GL096514)

License:

Creative Commons: Attribution (CC BY)

Document Version

Publisher's PDF, also known as Version of record

Citation for published version (Harvard):

Drummond, JD, Aquino, T, Davies-colley, RJ, Stott, R & Krause, S 2022, 'Modeling Contaminant Microbes in Rivers During Both Baseflow and Stormflow', *Geophysical Research Letters*, vol. 49, no. 8, e2021GL096514. <https://doi.org/10.1029/2021GL096514>

[Link to publication on Research at Birmingham portal](#)

General rights

Unless a licence is specified above, all rights (including copyright and moral rights) in this document are retained by the authors and/or the copyright holders. The express permission of the copyright holder must be obtained for any use of this material other than for purposes permitted by law.

- Users may freely distribute the URL that is used to identify this publication.
- Users may download and/or print one copy of the publication from the University of Birmingham research portal for the purpose of private study or non-commercial research.
- User may use extracts from the document in line with the concept of 'fair dealing' under the Copyright, Designs and Patents Act 1988 (?)
- Users may not further distribute the material nor use it for the purposes of commercial gain.

Where a licence is displayed above, please note the terms and conditions of the licence govern your use of this document.

When citing, please reference the published version.

Take down policy

While the University of Birmingham exercises care and attention in making items available there are rare occasions when an item has been uploaded in error or has been deemed to be commercially or otherwise sensitive.

If you believe that this is the case for this document, please contact UBIRA@lists.bham.ac.uk providing details and we will remove access to the work immediately and investigate.




Geophysical Research Letters®



RESEARCH LETTER

10.1029/2021GL096514

Modeling Contaminant Microbes in Rivers During Both Baseflow and Stormflow

J. D. Drummond¹ , T. Aquino² , R. J. Davies-Colley³, R. Stott³, and S. Krause^{1,4} 

¹University of Birmingham, School of Geography, Earth & Environmental Sciences, Birmingham, UK, ²Université de Rennes, CNRS, Géosciences Rennes, UMR 6118, Rennes, France, ³NIWA (National Institute of Water & Atmospheric Research Ltd.), Hamilton, New Zealand, ⁴Université de Lyon, Université Claude Bernard Lyon 1, CNRS, ENTPE, UMR5023, Ecologie des Hydrosystèmes Naturels et Anthropisés (LEHNA), Villeurbanne, France

Key Points:

- Remobilization of microbes is dependent on both their antecedent accumulation in streambed sediments and the magnitude of stream flow
- Storm events mobilize microbes from streambed stores that are replenished during the falling limb of the storm hydrograph and baseflow
- Our particle tracking mobile-immobile model captures exchanges between the surface water, the hyporheic zone and deeper streambed

Supporting Information:

Supporting Information may be found in the online version of this article.

Correspondence to:

J. D. Drummond,
j.drummond@bham.ac.uk

Citation:

Drummond, J. D., Aquino, T., Davies-Colley, R. J., Stott, R., & Krause, S. (2022). Modeling contaminant microbes in rivers during both baseflow and stormflow. *Geophysical Research Letters*, 49, e2021GL096514. <https://doi.org/10.1029/2021GL096514>

Received 13 OCT 2021
Accepted 31 MAR 2022

Abstract Rivers transport contaminant microorganisms (including fecal indicator bacteria and human pathogens) long distances downstream of diffuse and point sources, posing a human health risk. We present a mobile-immobile model that incorporates transport as well as immobilization and remobilization of contaminant microbes and other fine particles during baseflow and stormflow. During baseflow conditions, hyporheic exchange flow causes particles to accumulate in streambed sediments. Remobilization of stored particles from streambed sediments occurs slowly during baseflow via hyporheic exchange flow, while remobilization is vastly increased during stormflow. Model predictions are compared to observations over a range of artificial and natural flood events in the dairy contaminated Topohaehae Stream, New Zealand. The model outputs closely matched timing and magnitude of *E. coli* and turbidity observations through multiple high-flow events. By accounting for both state-of-flow and hyporheic exchange processes, the model provides a valuable framework for predicting particle and contaminant microbe behavior in streams.

Plain Language Summary Contaminant microorganisms, including the bacterial indicator *E. coli*, and various disease-causing bacteria, viruses, and pathogens, are highly episodic in rivers—with typically low-contaminant microorganism concentrations during low flows that are 100–fold or more increased during storms. At low flow, microbes and other fine particles tend to accumulate steadily in near-surface streambed sediments (the “hyporheic zone”), but these stores are remobilized by accelerating currents as flow increases. We developed a numerical model framework to represent exchanges of particles and microbes between water and the streambed sediments under variable states of flow—including the deeper streambed as well as the hyporheic zone. Our model was able to capture microbial behavior measured over both a natural storm event and a series of three artificial floods (without any wash-in from land) in the dairy-contaminated Topohaehae Stream, New Zealand. Our modeling approach provides a useful framework for predicting microbial behavior and associated hazards within rivers and downstream waters.

1. Introduction

Public health risks from the presence of contaminant microorganisms in waters, such as human pathogenic bacteria, parasites, or viruses, are a global concern (Ramirez-Castillo et al., 2015). Although rivers can transport microorganisms to long distances, timescales of retention and persistence in streambed sediments prior to downstream transport can range from days to years (Haggerty et al., 2002; Jamieson et al., 2004; Petersen & Hubbart, 2020), extending potential risks to long timescales after initial contamination of the stream. Stormflow events are known to resuspend retained microbes (Davies-Colley et al., 2008; McKergow & Davies-Colley, 2010) with the movement of microbes hypothesized to be linked to bed-mobilizing flows that remobilize sediments and attached microbes (Cho et al., 2010; de Brauwere et al., 2014; Zhou et al., 2017). However, microbes are also remobilized during steady-state baseflow (i.e., subcritical flow conditions) below the bed-mobilizing threshold (Bradshaw et al., 2016; Fluke et al., 2019; Muirhead & Meenken, 2018; Park et al., 2017), therefore providing evidence of other co-occurring processes that lead to measurable concentrations of microbes in streams during baseflow. Hence, appropriately characterizing transport and retention of contaminant microbes during both baseflow and stormflow conditions is required for predicting in-stream contamination and assessing microbial hazards.

Hyporheic exchange flow, the transport of solutes, and fine particles, including microbes, to and from the water column via flowpaths through streambed sediments (Boano et al., 2014; Haggerty et al., 2002; Krause

© 2022. The Authors.

This is an open access article under the terms of the [Creative Commons Attribution License](https://creativecommons.org/licenses/by/4.0/), which permits use, distribution and reproduction in any medium, provided the original work is properly cited.

et al., 2011, 2017), is an important process, often not considered in models of contaminant microbe behavior in streams. For example, J. D. Drummond et al. (2018) demonstrated that hyporheic exchange flow can cause up to 66% of contaminant microbe inputs into an agriculturally impacted stream to persist for years under baseflow conditions. In fact, the hyporheic zone is an important ecotone for a diverse set of processes that provide opportunities for the self-purification of rivers, including the storage and degradation of pollutants and modulation of metabolic stream processes (Lewandowski et al., 2019). Turbulence near to the surface water-sediment interface and advective transport pathways caused by pressure variations at the streambed surface are the main reasons for the exchange of microbes between surface water and streambed sediments and other transient storage areas (Roche et al., 2019) although there are a wide range of hydrostatic and hydrodynamic forces considered as hyporheic exchange processes (Boano et al., 2014; Grant et al., 2011). However, current models used to predict water quality in freshwaters normally assume that microbes can only be transported into streambed sediments by incorporation into aggregates that settle by gravity (e.g., see review by Cho et al., 2016). Hyporheic exchange processes can furthermore result in baseflow remobilization of microbes (J. D. Drummond et al., 2015, 2018) although models that incorporate both baseflow and stormflow attribute baseflow remobilization to other processes, such as biofilm sloughing (Kim et al., 2017; Park et al., 2017).

Available modeling frameworks do not account for baseflow and stormflow fine particle transport, including contaminant microbes, that simulate hyporheic exchange, immobilization, and remobilization processes. A suitable model should be parsimonious, that is, use as few parameters as possible to characterize the key processes and match the data so as to narrow the available parameter space and provide confidence in the best-fit values (J. Drummond et al., 2019; Kelleher et al., 2019). An appropriate model framework needs to address not only fine particle mobilization and transport during storm events, but also differing transport mechanisms between the rising and falling limb of a storm hydrograph. As it is not yet possible to measure the transport of particles at this level of detail during a storm event, there is scope for model-based assessments to describe transport behavior of particles over events. During a storm event, particles retained within the hyporheic zone are partially remobilized (J. D. Drummond et al., 2017; Filoso et al., 2015; Harvey et al., 2012; Larsen et al., 2015). During the rising limb stormflow hydrograph, there is net remobilization of retained contaminant microbes (Lamba et al., 2015). Building on this field evidence, we hypothesize that although deposition into the hyporheic zone takes place during the rising limb of the storm event, deposited particles will follow advective porewater paths back into the water column instead of transporting deeper into the streambed. Moreover, we hypothesize that on the falling limb, fine particles are transported as they were during baseflow conditions, where deposition into the hyporheic zone, transport into the deeper streambed, and remobilization back to the water column are all taking place simultaneously. Finally, we aim to explore here how baseflow remobilization occurs not merely after the critical threshold for mobilizing streambed sediments is exceeded, but also because of hyporheic exchange processes combined with the increased remobilization observed during a storm event.

To test the above hypotheses, we developed and validated a particle tracking mobile-immobile model for in-stream transport, immobilization, and remobilization of contaminant microbes during both baseflow and stormflow conditions. This new model framework builds on the mobile-immobile approach (Haggerty & Gorelick, 1995; van Genuchten & Wierenga, 1976) and incorporates hyporheic exchange processes to simulate particles in surface water, the hyporheic region, and the deeper streambed. We aim to capture both the sharp rising limb and slower falling limb of contaminant microbes over storm hydrographs and test our hypotheses on the controlling mechanisms of microbial transport under baseflow and stormflow within a single model framework. We apply this model to in-stream *E. coli* and turbidity data for a dairy-contaminated stream in response to (a) a triplet of engineered flood pulses at 1-day intervals and (b) a two-peaked natural stormflow event. We demonstrate the ability to capture transport during the sharp rising limb and slower falling limb during both flashy and subdued storm hydrographs in a single model framework. Representing the hyporheic zone as the regulator of simultaneous immobilization and remobilization processes allows both (strongly contrasting) baseflow and stormflow dynamics to be represented within the same model framework for contaminant microbes in streams. We expect that this approach will permit improved predictions of pathogen fate and subsequent risk assessment of disease transmission via freshwaters.

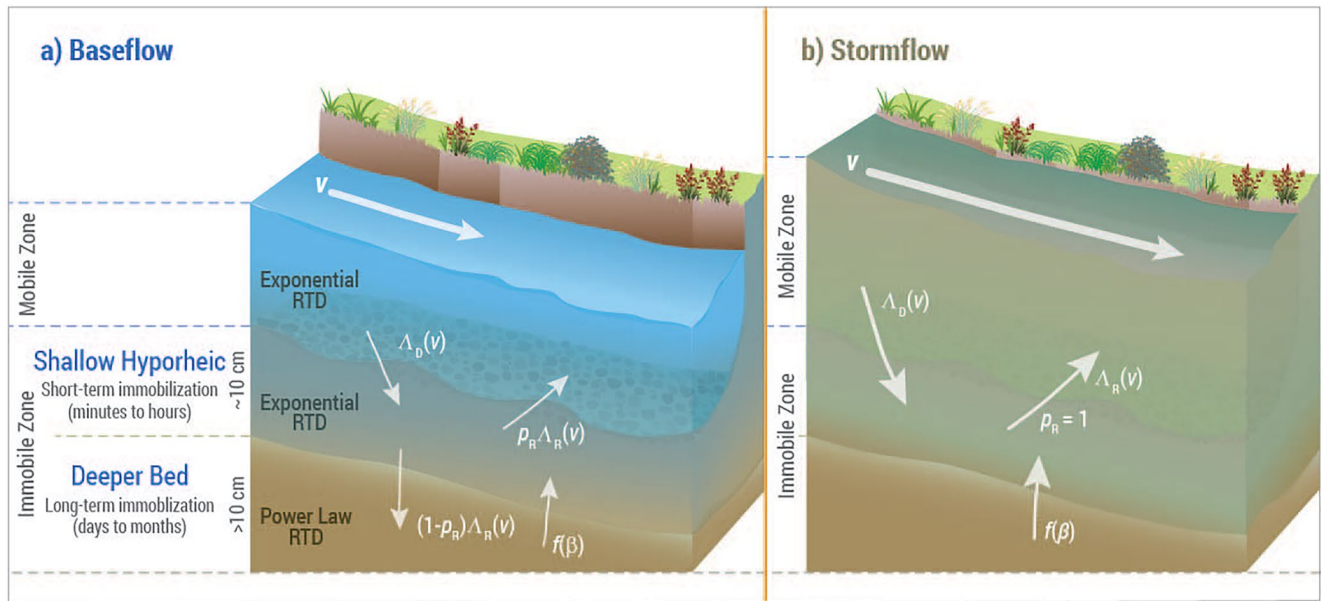


Figure 1. Conceptualization of the particle tracking model for transport, immobilization, and remobilization of contaminant microbes in streams during (a) baseflow and (b) stormflow. Parameters are defined in Table 1. RTD = Residence Time Distribution.

2. Materials and Methods

2.1. Model Conceptualization

During downstream transport, particles exchange between the mobile and immobile zones within the stream as depicted in Figure 1. The water column represents the mobile zone, while the immobile zone includes both the shallow hyporheic region of the streambed sediment (~10 cm depth) and the deeper streambed (≥ 10 cm depth). The actual depth of each of these regions depends on the local hydrogeomorphologic conditions. The key input parameters that have been varied for fitting within the model framework are listed in Table 1 together with specified value ranges.

2.1.1. Mobile Zone

The mobile zone of the model framework is parameterized by in-stream velocity (v , m s^{-1}) and the hyporheic exchange rate (Λ_D , s^{-1}). Velocity is calculated from measured stream flow, water depth, and average water width (Table 1). Therefore, v varies with discharge and is assumed constant between measurements. Exchange from the water column to the underlying sediments, termed the hyporheic exchange rate (Λ_D , s^{-1}), is an important process

Table 1
Model Variables' Descriptions and Ranges

Description of model variables	Unit	Range
$v(t)$, Velocity	m s^{-1}	From input data, Discharge/(water width \times depth)
Λ_D , Exchange rate from the water column to hyporheic zone = $c_D v^2$; c_D is a deposition coefficient	s^{-1}	c_D range: $1 \cdot 10^{-5} - 1 \cdot 10^2 \text{ s m}^{-2}$
p_R , Probability of particle remobilizing to the water column versus being transported to the streambed. Being transported to the streambed has probability $1 - p_R$	dim.	0–1 during baseflow. During stormflow, $p_R = 1$ (particles can only return to the water column)
Λ_R , Remobilization rate from the hyporheic zone = $c_R v^2$; c_R is a remobilization coefficient	s^{-1}	c_R range: $1 \cdot 10^{-5} - 1 \cdot 10^2 \text{ s m}^{-2}$
β , Power law exponent of the residence time distribution in streambed, controls particle release back to the hyporheic zone	dim.	0–1

Note. Inputs are varied following a Monte Carlo approach (Section 2.2). Other fixed input model parameters are described in Text S1 in Supporting Information S1.

that leads to the deposition of microbes and other fine particles with low settling velocities (Boano et al., 2014; J. D. Drummond et al., 2020). Residence times in the water column are exponentially distributed with an average exchange rate into the hyporheic zone proportional to the square of in-stream velocity (Text S1 in Supporting Information S1, Arnon et al., 2013; Packman et al., 2004), calculated as $\Lambda_D = c_D v^2$, where c_D is a deposition coefficient (Table 1).

2.1.2. Immobile Zone

Contaminant microbes transported into the shallow hyporheic region can either transport further into the deeper streambed or return to the water column, controlled by a resuspension probability p_R that can range from 0 to 1 (Table 1). A p_R of 1 signifies that particles can only follow the transport path back to the water column and conversely, a p_R of 0 signifies that particles can only transport into the deeper streambed. Residence times in the hyporheic zone are exponentially distributed with an average exchange rate back to the water column or into the deeper streambed proportional to the square of in-stream velocity (termed the remobilization rate, Λ_R), based on previous observations of fine sediment remobilization from the streambed (Arnon et al., 2013; Cardenas et al., 1995; Cho et al., 2010). The remobilization rate is calculated as $\Lambda_R = c_R v^2$, where c_R is the remobilization coefficient. Here, we do not require that a critical threshold is met before microbes can be remobilized from the hyporheic zone to either the deeper streambed or water column. This lack of a critical threshold is supported by previous laboratory and fieldwork that demonstrate the remobilization of fine particles during baseflow (Bradshaw et al., 2016; J. D. Drummond et al., 2015; Fluke et al., 2019; Muirhead & Meenken, 2018; Park et al., 2017).

The deeper streambed is characterized by a power law residence time distribution (RTD), based on field observations of microbial retention and release from streambed sediments (Aquino et al., 2015; J. D. Drummond, Aubeneau, & Packman, 2014; J. D. Drummond, Davies-Colley, et al., 2014; Haggerty et al., 2002), and compared to an exponential distribution that allows for a wider range of times when contaminant microbes are released back to the hyporheic zone. As soon as microbes are released from the deeper streambed to the hyporheic zone, they will again be subject to transport to the water column or back to the streambed with a probability p_R and remobilization rate, Λ_R .

2.1.3. Stormflow

During stormflow, the same transport processes were considered in the model, but we ran three different scenarios to test our hypotheses on how transport of microbes may differ between the rising and falling limbs of the storm hydrograph. We first assessed model outputs without any changes from baseflow parameters (scenario 1), and then only allowed deposited particles in the hyporheic zone to transport back to the water column by setting $p_R = 1$ (Section 2.1.2, Figure 1b) during both the rising and falling limbs (scenario 2) and only the rising limb (scenario 3) of the storm hydrograph. This adjustment forces retained or deposited microbes already in the hyporheic zone to remobilize back to the water column instead of deeper into the streambed, aligning with field observations (J. D. Drummond et al., 2015, 2017; Filoso et al., 2015; Harvey et al., 2012; Lamba et al., 2015).

2.2. In-Stream Field Studies of Contaminant Microbe Transport Dynamics

Following the fitting procedure outlined in J. Drummond et al., 2019, we performed several simulations (Text S2 in Supporting Information S1) with parameter sets constrained to match the in-stream measurements of *E. coli* and turbidity during artificial floods (Section 2.2.1) and a natural storm event (Section 2.2.2) in a dairy cow-impacted stream in New Zealand. The three scenarios for stormflow as described in 2.1.3 were evaluated for the artificial floods and natural storm event *E. coli* data, separately. Then, the best-fit scenario was used to fit the turbidity data.

2.2.1. Artificial Floods

An experiment with artificial flood pulses was conducted in the Topehaehae Stream (median flow $\sim 2.6 \cdot 10^2$ L s^{-1}) in the Waikato Region, North Island, New Zealand, using water from a potable supply reservoir as the source (Muirhead et al., 2004). The artificial flood pulses were conducted on 3 successive days by opening a release valve over 30 min, keeping it open for 20 min, and closing it over 10 min. Flow increased ~ 5 – 6 –fold from $7.7 \cdot 10^2$ to $4.3 \cdot 10^3$ L s^{-1} during each pulse. The water level, turbidity, and *E. coli* were measured at several sites downstream, and we focus on the furthest site 2.5 km downstream from the reservoir. The average stream width of the study reach was 5.8 m. The increase in the water level during the flood event was confined within the channel

Table 2

Best-Fit Parameters, Defined in Table 1, and Associated Confidence Intervals Calculated as \pm the Standard Deviation of the Best 0.05% Fits for Water Column *E. coli* and Turbidity Measurements During Three Artificial Flood Events in Series in Topohaehae Stream

Parameter	Artificial floods		Natural storm event	
	<i>E. coli</i>	Turbidity	<i>E. coli</i>	Turbidity
<i>Best-fit model parameters</i>				
c_D (s m ⁻²)	$1.7 \cdot 10^{-1} \pm 4.5 \cdot 10^{-2}$	$1.3 \cdot 10^{-1} \pm 5.1 \cdot 10^{-2}$	$8.0 \cdot 10^1 \pm 3.1 \cdot 10^1$	$1.6 \cdot 10^1 \pm 2.6 \cdot 10^1$
c_R (s m ⁻²)	$3.7 \cdot 10^{-3} \pm 1.2 \cdot 10^{-3}$	$6.7 \cdot 10^{-3} \pm 2.0 \cdot 10^{-3}$	$1.1 \cdot 10^{-2} \pm 1.6 \cdot 10^{-1}$	$3.0 \cdot 10^{-3} \pm 4.5 \cdot 10^{-3}$
p_R	$1.1 \cdot 10^{-2} \pm 8.0 \cdot 10^{-3}$	$1.2 \cdot 10^{-2} \pm 3.6 \cdot 10^{-3}$	$4.3 \cdot 10^{-1} \pm 1.1 \cdot 10^{-1}$	$6.5 \cdot 10^{-1} \pm 1.6 \cdot 10^{-1}$
β	$9.9 \cdot 10^{-1} \pm 1.9 \cdot 10^{-1}$	$6.3 \cdot 10^{-1} \pm 1.4 \cdot 10^{-1}$	$2.4 \cdot 10^{-1} \pm 1.2 \cdot 10^{-1}$	$1.6 \cdot 10^{-1} \pm 5.6 \cdot 10^{-2}$
<i>Temporally averaged rates and residence time estimates</i>				
Λ_D baseflow (s ⁻¹)	$2.9 \cdot 10^{-3}$	$2.2 \cdot 10^{-3}$	$3.9 \cdot 10^0$	$7.6 \cdot 10^{-1}$
Λ_D peak stormflow (s ⁻¹)	$9.3 \cdot 10^{-2}$	$7.0 \cdot 10^{-2}$	$1.1 \cdot 10^1$	$2.3 \cdot 10^0$
Λ_R baseflow (s ⁻¹)	$6.3 \cdot 10^{-5}$	$1.1 \cdot 10^{-4}$	$5.3 \cdot 10^{-4}$	$1.5 \cdot 10^{-4}$
Λ_R peak stormflow (s ⁻¹)	$2.0 \cdot 10^{-3}$	$3.7 \cdot 10^{-3}$	$1.6 \cdot 10^{-3}$	$4.3 \cdot 10^{-4}$
Water column residence time baseflow ($1/\Lambda_D$, hour)	$1.0 \cdot 10^{-1}$	$1.3 \cdot 10^{-1}$	$7.1 \cdot 10^{-5}$	$3.7 \cdot 10^{-4}$
Water column residence time stormflow ($1/\Lambda_D$, hour)	$3.0 \cdot 10^{-3}$	$4.0 \cdot 10^{-3}$	$2.4 \cdot 10^{-5}$	$1.2 \cdot 10^{-4}$
Hyporheic residence time baseflow ($1/\Lambda_R$, hour)	$4.4 \cdot 10^0$	$2.5 \cdot 10^0$	$5.2 \cdot 10^{-1}$	$1.9 \cdot 10^0$
Hyporheic residence time peak stormflow ($1/\Lambda_R$, hour)	$1.4 \cdot 10^{-1}$	$7.6 \cdot 10^{-2}$	$1.7 \cdot 10^{-1}$	$6.4 \cdot 10^{-1}$

Note. Rates and residence time estimates were calculated based on average best-fit model parameters.

without any overbank flow, thereby allowing for a focused study on remobilization of fine particles and *E. coli* from in-channel sources. For more experimental details, see Text S3 in Supporting Information S1.

2.2.2. Natural Storm

A natural storm event occurred in the Topohaehae Stream in September 1999 in response to 900 mm of rainfall falling in two peaks about 3 days apart (Nagels et al., 2002). Autosamples collected over the natural flood event were analyzed for *E. coli* and turbidity by the same methods as for the artificial flood experiments. In response to this precipitation event, stream flow rose 10-fold from a baseflow of $5.0 \cdot 10^2$ L s⁻¹ before the event to $5.0 \cdot 10^3$ L s⁻¹ at the first flood peak and $3.5 \cdot 10^3$ L s⁻¹ at the second peak. In-stream measurements of *E. coli* and turbidity during the natural storm event were made downstream and in a reach with shallower depth, increased width, lower slope, and silty-sand bed as compared to the artificial flood sampling site. Therefore, microbial exchange parameters are expected to contrast between these sampling sites both during baseflow and in response to the storm event.

3. Results and Discussion

3.1. Model Performance

During the artificial floods, the velocity increased 5–6-fold within 30 min, while for the natural flood, the increase was 10-fold but over a much longer time of ~ 28 hr (Table 2, Figure 2a). The flow variations between the artificial flood pulses and natural storm event can be explained by (a) the reach sampled during the natural event that has a shallower slope, different streambed sediments and geomorphologic characteristics and (b) the experimental constraints during the artificial floods, which prevented releasing such a large supply of water more slowly but over a longer time period to mimic a natural event. We assessed model performance from Monte Carlo simulations ($27 \cdot 10^3$ trials, Text S2 in Supporting Information S1) for *E. coli* for the two types of storm hydrographs (i.e., flashy vs. subdued) for the 3 stormflow scenarios (Section 2.1.3). The best-fit model, chosen as the lowest model error calculated between the data and model (Text S2 in Supporting Information S1), was found for scenario 2 for the artificial floods (minimum error $\theta = \sim 0.14$) and scenario 3 for the natural storm (minimum error $\theta = \sim 0.23$) (Figures 2b, 2c and 2d, 2e, respectively). Best fits and model error assessment are shown for all scenarios for *E. coli* in Figures S1–S6 in Supporting Information S1. The best-fit scenario was run for turbidity

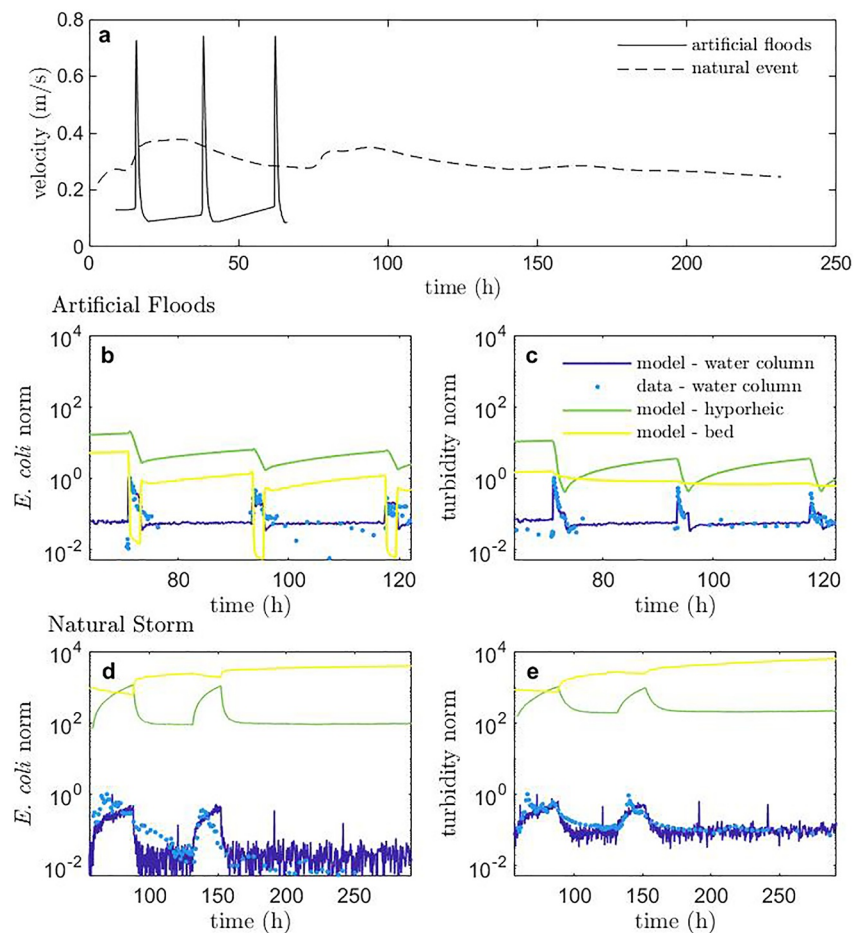


Figure 2. (a) Comparison of velocity during three artificial floods in series to a natural storm event. Topopehaehae stream observations and simulations of (b) *E. coli* and (c) turbidity in response to three artificial floods in series and (d) *E. coli* and (e) turbidity in response to a natural storm event. Best-fit parameters with confidence intervals are shown in Table 2. Norm refers to concentrations normalized by the max concentration in the water column, presented in \log_{10} scale. Water column simulations are compared with measured *E. coli* and turbidity data and simulated concentrations in the hyporheic zone (~10 cm bed sediment depth) and deeper bed (>10 cm depth).

data with minimum error $\theta = \sim 0.17$ for the artificial floods and $\theta = \sim 0.21$ for the natural storm events (Figures S7 and S8 in Supporting Information S1, respectively). This result showed that for a flashy event, microbes are resuspended back to the water column during both the rising and falling limb, but only during the rising limb for a subdued natural event. Therefore, during the falling limb of a subdued natural event, deposition both into the deeper bed and resuspension to the water column co-occur as during baseflow.

3.2. Rates of Exchange and Residence Times in Water Column, Hyporheic, and Streambed Regions During Baseflow and Stormflow

Our modeling results advance towards a mechanistic understanding of high variation in *E. coli* concentrations during baseflow, even over relatively short timescales (Muirhead & Meenken, 2018). Both *E. coli* and turbidity varied strongly in response to small perturbations in flow (Figure 2). The observed variability is dependent on the timescales of storage and exchange between the water column, hyporheic zone, and deeper bed, explaining why sometimes there is net deposition and other times net erosion/remobilization during storm events (Lamba et al., 2015). The continued release of *E. coli* from sediments immediately following a storm event after baseflow conditions return has been observed and associated with biofilm sloughing or other mechanisms (Kim et al., 2017; Park et al., 2017; Yakirevich et al., 2013). However, our model framework suggests that this can be

more simply explained by hyporheic exchange, not only into, but also out of, the streambed, depending on flow conditions.

The model matched the experimentally observed decrease in peak concentration with each subsequent artificial flood pulse, representing the depletion of *E. coli* and fine sediment (i.e., turbidity) from the streambed sediments (Figures 2b and 2c, respectively). In general, best-fit parameters for the artificial floods were very similar for *E. coli* and turbidity (Table 2). Overall, all model parameters fell within the expected ranges. Specifically, the hyporheic exchange rates were $2.9 \cdot 10^{-3}$ and $2.2 \cdot 10^{-3} \text{ s}^{-1}$ for *E. coli* and turbidity, respectively (Table 2), falling within the range of previously reported values (Cheong et al., 2007; J. D. Drummond et al., 2020). Since advective exchange of water and turbulence at the surface water-sediment bed interface controls the transport of contaminant microbes and other fine particles into the hyporheic region (Boano et al., 2014; J. D. Drummond et al., 2015), the finding that the hyporheic exchange rates are similar confers confidence in the model framework in that it is capable of appropriately characterizing this important process. Residence times in the hyporheic zone ranged from 2.5–4.4 hr during baseflow (Table 2) and decreased to less than an hour during the flood release events. The model simulations demonstrate that the exchange and retention of contaminant microbes still occur during storm flow even for events as flashy and extreme as in the artificial flood experiment. In fact, exchange rates into the hyporheic zone actually *increase* with the increased stream flow velocity during the flood event but with lower retention times in the hyporheic region before being released back to the water column (Table 2).

During baseflow, microbes and fine sediments were mainly transported from the hyporheic zone into the streambed and not immediately back to the water column as shown by a very low p_R of $\sim 1 \cdot 10^{-2}$ for both *E. coli* and turbidity (Table 2). A low p_R aligns with previous observations of microbial transport during baseflow, using a model that assumed microbes that transported into the sediments were slowly released back to the water column, following a power law RTD (e.g., J. D. Drummond, Aubeneau, & Packman, 2014; J. D. Drummond, Davies-Colley, et al., 2014). Moreover, the remobilization rate (A_R) was lower than the deposition rate into the hyporheic zone (A_D) (Table 2) as expected based on immobilization processes in the hyporheic zone (Boano et al., 2014; J. D. Drummond, Aubeneau, & Packman, 2014; J. D. Drummond, Davies-Colley, et al., 2014). Therefore, during baseflow, both *E. coli* and fine sediments transport into the hyporheic region and within hours also into the deeper streambed, where retention times are longer and release back into the hyporheic zone is slow and can take hours to months (J. D. Drummond et al., 2018; J. Drummond et al., 2019). One difference between the measured microbes and fine sediments (turbidity) was a slightly lower power law slope in the deeper streambed, β , for *E. coli* than turbidity, suggesting increased retention and slower release of *E. coli* back to the hyporheic zone. A lower β for *E. coli* can either be explained by the increased attachment of microbes that excrete extracellular polymeric substances, which could decrease their release from the deeper streambed to the hyporheic region and eventually back to the water column (Battin et al., 2016; Eboigbodin & Biggs, 2008) or alternatively, a result of the long-term inactivation of *E. coli* in the streambed.

Higher *E. coli* and turbidity values in the hyporheic and deeper streambed regions were obtained in simulations than in the water column (Figures 2b–2e), matching field observations. However, the interplay between the three model regions differs between *E. coli* and turbidity (Figures 2b and 2c, respectively) even with small differences in parameter values. Overall, we observed that unsurprisingly, the hyporheic zone is much more dynamic than the more stable deeper bed, exhibiting sharper changes in concentration during the flood events. The new model framework matches the artificial flood data and demonstrates how the hyporheic zone connects the surface water with the deeper bed and regulates the slow release of contaminant microbes back into the water column during baseflow and fast release during stormflow, appropriately representing the transport and accumulation behaviors of both microbes and fine particles.

Our work supports the concept that remobilization of *E. coli* from the sediment bed during natural storm events only leads to partial removal as has been observed experimentally (J. D. Drummond, Aubeneau, & Packman, 2014; J. D. Drummond, Davies-Colley, et al., 2014; Stocker et al., 2018). We were able to provide some insight into microbial release during a natural storm event and deposition co-occurring with remobilization during the falling limb—something we have not been able to assess experimentally. However, we do not assess the parameter values in detail for the natural storm event since this event could have also included inputs from storm runoff into the stream, which was not measured, while the artificial floods caused remobilization only from the bed. Significant amounts of *E. coli* can wash into streams with surface runoff water during storm events (Boithias et al., 2021) with in-stream concentrations linked to land use (Bradshaw et al., 2016; Pandey et al., 2018). Surface runoff during

storm events likely explains the gradual decrease in *E. coli* concentrations during the falling limb as compared to the sharper decrease in model output concentrations (Figure 2). In general, by only including hyporheic exchange flow and release of contaminant microbes from the streambed during stormflow, we were able to represent the variation in concentrations often observed in streams under dynamic flow and advance toward predicting how microbes are transported between the zones (i.e., surface water, hyporheic, and streambed).

4. Conclusions

Our new model framework for fine particle and contaminant microbe transport, hyporheic exchange flow, immobilization, and remobilization during both baseflow and stormflow was able to represent both a series of three artificial floods and a two-peak natural storm event. The model captures the dynamic transport between stream zones with quick exchange into and out of the hyporheic region and slow release from the streambed, so contributing to mechanistic understanding of contaminant microbe accumulation patterns in streams under variable flow conditions. Natural variation in microbe concentrations during baseflow and stormflow can be represented by this model framework and differential deposition and resuspension during flashy versus subdued storm hydrographs. Future applications of this model to storms in series, accounting for legacy effects from previous storms and the replenishment of microbes in the sediments between events, should further improve characterization of contaminant microbe behavior during both baseflow and stormflow. This should, in turn, assist with assessing waterborne microbial hazards.

Conflict of Interest

The authors declare no conflicts of interest relevant to this study.

Data Availability Statement

The model was implemented in the C++ programming language and is available under an open-source license on Github (<https://github.com/tcAquino/EColi>). The specific version used in this work is available on Zenodo (<https://doi.org/10.5281/zenodo.5095334>).

Acknowledgments

We are thankful to the Matamata-Piako District council and AgResearch for support and sampling of the flood events. This project was supported by a Royal Society Newton International Fellowship (NIF/R1\180935), Marie Curie Individual Fellowship (833702—MICROPATH) and NIWA Strategic Science Investment Funding visitors grant awarded to J. D. Drummond, the Leverhulme Trust research grant “PlasticRivers” (RPG-2017-377), and the European Commission grant HiFreq: Smart high-frequency environmental sensor networks for quantifying nonlinear hydrological process dynamics across spatial scales (project ID 734317) to S. Krause and T. Aquino was supported by a Marie Skłodowska Curie Individual Fellowship, funded by the European Union’s Horizon 2020 research and innovation programme under the project ChemicalWalks 838426.

References

- Aquino, T., Aubeneau, A., & Bolster, D. (2015). Peak and tail scaling of breakthrough curves in hydrologic tracer tests. *Advances in Water Resources*, 78, 1–8. <https://doi.org/10.1016/j.advwatres.2015.01.016>
- Arnon, S., Yanuka, K., & Nejidat, A. (2013). Impact of overlying water velocity on ammonium uptake by benthic biofilms. *Hydrological Processes*, 27(4), 570–578. <https://doi.org/10.1002/hyp.9239>
- Battin, T. J., Besemer, K., Bengtsson, M. M., Romani, A. M., & Packmann, A. I. (2016). The ecology and biogeochemistry of stream biofilms. *Nature Reviews Microbiology*, 14(4), 251–263. <https://doi.org/10.1038/nrmicro.2016.15>
- Boano, F., Harvey, J. W., Marion, A., Packman, A. I., Revelli, R., Ridolfi, L., & Wörman, A. (2014). Hyporheic flow and transport processes. *Reviews of Geophysics*, 52(4), 603–679. <https://doi.org/10.1002/2012RG000417>. Received
- Boithias, L., Ribolzi, O., Lacombe, G., Thammahacksa, C., Silvera, N., Latschack, K., et al. (2021). Quantifying the effect of overland flow on *Escherichia coli* pulses during floods: Use of a tracer-based approach in an erosion-prone tropical catchment. *Journal of Hydrology*, 594(December 2020), 125935. <https://doi.org/10.1016/j.jhydrol.2020.125935>
- Bradshaw, J. K., Snyder, B. J., Oladeinde, A., Spidle, D., Berrang, M. E., Meinersmann, R. J., et al. (2016). Characterizing relationships among fecal indicator bacteria, microbial source tracking markers, and associated waterborne pathogen occurrence in stream water and sediments in a mixed land use watershed. *Water Research*, 101, 498–509. <https://doi.org/10.1016/j.watres.2016.05.014>
- Cardenas, M., Gailani, J., Ziegler, C. K., & Lick, W. (1995). Sediment transport in the lower Saginaw River. *Marine and Freshwater Research*, 46(1), 337–347. <https://doi.org/10.1071/mf950337>
- Cheong, T. S., Younis, B. A., & Seo, I. W. (2007). Estimation of key parameters in model for solute transport in rivers and streams. *Water Resources Management*, 21(7), 1165–1186. <https://doi.org/10.1007/s11269-006-9074-7>
- Cho, K. H., Pachepsky, Y. A., Kim, J. H., Guber, A. K., Shelton, D. R., & Rowland, R. (2010). Release of *Escherichia coli* from the bottom sediment in a first-order creek: Experiment and reach-specific modeling. *Journal of Hydrology*, 391(3–4), 322–332. <https://doi.org/10.1016/j.jhydrol.2010.07.033>
- Cho, K. H., Pachepsky, Y. A., Oliver, D. M., Muirhead, R. W., Park, Y., Quilliam, R. S., & Shelton, D. R. (2016). Modeling fate and transport of fecally-derived microorganisms at the watershed scale: State of the science and future opportunities. *Water Research*, 100, 38–56. <https://doi.org/10.1016/j.watres.2016.04.064>
- Davies-Colley, R., Lydiard, E., & Nagels, J. (2008). Stormflow-dominated loads of faecal pollution from an intensively dairy-farmed catchment. *Water Science and Technology*, 57(10), 1519–1523. <https://doi.org/10.2166/wst.2008.257>
- de Brauwere, A., Ouattara, N. K., & Servais, P. (2014). Modeling fecal indicator bacteria concentrations in natural surface waters: A review. *Critical Reviews in Environmental Science and Technology*, 44(21), 2380–2453. <https://doi.org/10.1080/10643389.2013.829978>

- Drummond, J., Schmadel, N., Kelleher, C., Packman, A., & Ward, A. (2019). Improving predictions of fine particle immobilization in streams. *Geophysical Research Letters*, 46(23), 1–9. <https://doi.org/10.1029/2019GL085849>
- Drummond, J. D., Aubeneau, A. F., & Packman, A. I. (2014). Stochastic modeling of fine particulate organic carbon dynamics in rivers. *Water Resources Research*, 50(5), 4341–4356. <https://doi.org/10.1002/2013WR014665>
- Drummond, J. D., Boano, F., Packman, A. I., Atwill, E. R., Li, X., Harter, T., & Packman, A. I. (2018). Cryptosporidium oocyst persistence in agricultural streams –a mobile-immobile model framework assessment. *Scientific Reports*, 8(1), 4603. <https://doi.org/10.1038/s41598-018-22784-x>
- Drummond, J. D., Davies-Colley, R. J., Stott, R., Sukias, J. P., Nagels, J. W., Sharp, A., & Packman, A. I. (2014). Retention and remobilization dynamics of fine particles and microorganisms in pastoral streams. *Water Research*, 66, 459–472. <https://doi.org/10.1016/j.watres.2014.08.025>
- Drummond, J. D., Davies-Colley, R. J., Stott, R., Sukias, J. P., Nagels, J. W., Sharp, A., & Packman, A. I. (2015). Microbial transport, retention, and inactivation in streams: A combined experimental and stochastic modeling approach. *Environmental Science and Technology*, 49(13), 7825–7833. <https://doi.org/10.1021/acs.est.5b01414>
- Drummond, J. D., Larsen, L. G., González-Pinzón, R., Packman, A. I., & Harvey, J. W. (2017). Fine particle retention within stream storage areas at base flow and in response to a storm event. *Water Resources Research*, 53(7), 5690–5705. <https://doi.org/10.1002/2016wr020202>
- Drummond, J. D., Nel, H. A., Packman, A. I., & Krause, S. (2020). Significance of hyporheic exchange for predicting microplastic fate in rivers. *Environmental Science and Technology Letters*, 7(10), 727–732. <https://doi.org/10.1021/acs.estlett.0c00595>
- Eboigbodin, K. E., & Biggs, C. A. (2008). Characterization of the extracellular polymeric substances produced by *Escherichia coli* using infrared spectroscopic, proteomic, and aggregation studies. *Biomacromolecules*, 9(2), 686–695. <https://doi.org/10.1021/bm701043c>
- Filoso, S., Smith, S. M. C., Williams, M. R., & Palmer, M. A. (2015). The efficacy of constructed stream-wetland complexes at reducing the flux of suspended solids to Chesapeake Bay. *Environmental Science and Technology*, 49(15), 8986–8994. <https://doi.org/10.1021/acs.est.5b00063>
- Fluke, J., González-Pinzón, R., & Thomson, B. (2019). Riverbed sediments control the spatiotemporal variability of *E. coli* in a highly managed, arid river. *Frontiers in Water*, 1(November). <https://doi.org/10.3389/frwa.2019.00004>
- Grant, S. B., Litton-Mueller, R. M., & Ahn, J. H. (2011). Measuring and modeling the flux of fecal bacteria across the sediment-water interface in a turbulent stream. *Water Resources Research*, 47(5), W05517. <https://doi.org/10.1029/2010WR009460>
- Haggerty, R., & Gorelick, S. M. (1995). Multiple-rate mass transfer for modeling diffusion and surface reactions in media with pore-scale heterogeneity. *Water Resources Research*, 31(10), 2383–2400. <https://doi.org/10.1029/95wr10583>
- Haggerty, R., Wondzell, S. M., & Johnson, M. A. (2002). Power-law residence time distribution in the hyporheic zone of a 2nd-order mountain stream. *Geophysical Research Letters*, 38(1), 2. <https://doi.org/10.1029/2002GL014743>
- Harvey, J. W., Drummond, J. D., Martin, R. L., McPhillips, L. E., Packman, A. I., Jerolmack, D. J., et al. (2012). Hydrogeomorphology of the hyporheic zone: Stream solute and fine particle interactions with a dynamic streambed. *Journal of Geophysical Research*, 117(4), 1–20. <https://doi.org/10.1029/2012JG002043>
- Jamieson, R. C., Joy, D. M., Lee, H., Kostaschuk, R., & Gordon, R. J. (2004). Persistence of enteric bacteria in alluvial streams. *Journal of Environmental Engineering and Science*, 3(3), 203–212. <https://doi.org/10.1139/s04-001>
- Kelleher, C., Ward, A., Knapp, J. L. A., Blaen, P. J., Kurz, M. J., Drummond, J. D., et al. (2019). Exploring tracer information and model framework trade-offs to improve estimation of stream transient storage processes. *Water Resources Research*, 55(4), 3481–3501. <https://doi.org/10.1029/2018WR023585>
- Kim, M., Boithias, L., Cho, K. H., Silvera, N., Thammahacksa, C., Latschack, K., et al. (2017). Hydrological modeling of Fecal Indicator Bacteria in a tropical mountain catchment. *Water Research*, 119(April), 102–113. <https://doi.org/10.1016/j.watres.2017.04.038>
- Krause, S., Hannah, D. M., Fleckenstein, J. H., Heppell, C. M., Kaeser, D., Pickup, R., et al. (2011). Inter-disciplinary perspectives on processes in the hyporheic zone. *Ecohydrology*, 4(4), 481–499. <https://doi.org/10.1002/eco.176>
- Krause, S., Lewandowski, J., Grimm, N. B., Hannah, D. M., Pinay, G., McDonald, K., et al. (2017). Ecohydrological interfaces as hot spots of ecosystem processes. *Water Resources Research*, 53(8), 6359–6376. <https://doi.org/10.1002/2016WR019516>
- Lamba, J., Karthikeyan, K. G., & Thompson, A. M. (2015). Using radiometric fingerprinting and phosphorus to elucidate sediment transport dynamics in an agricultural watershed. *Hydrological Processes*, 29(12), 2681–2693. <https://doi.org/10.1002/hyp.10396>
- Larsen, L., Harvey, J., Skalak, K., & Goodman, M. (2015). Fluorescence-based source tracking of organic sediment in restored and unrestored urban streams. *Limnology & Oceanography*, 60(4), 1439–1461. <https://doi.org/10.1002/lno.10108>
- Lewandowski, J., Arnon, S., Banks, E., Batelaan, O., Betterle, A., Broecker, T., et al. (2019). Is the hyporheic zone relevant beyond the scientific community? *Water (Switzerland)*, 11(11), 2230. <https://doi.org/10.3390/w11112230>
- McKergow, L. A., & Davies-Colley, R. J. (2010). Stormflow dynamics and loads of *Escherichia coli* in a large mixed land use catchment. *Hydrological Processes*, 24(3), 276–289. <https://doi.org/10.1002/hyp.7480>
- Muirhead, R. W., Davies-Colley, R. J., Donnison, A. M., & Nagels, J. W. (2004). Faecal bacteria yields in artificial flood events: Quantifying in-stream stores. *Water Research*, 38(5), 1215–1224. <https://doi.org/10.1016/j.watres.2003.12.010>
- Muirhead, R. W., & Meenken, E. D. (2018). Variability of *Escherichia coli* concentrations in rivers during base-flow conditions in New Zealand. *Journal of Environmental Quality*, 47(5), 967–973. <https://doi.org/10.2134/jeq2017.11.0458>
- Nagels, J. W., Davies-Colley, R. J., Donnison, A. M., & Muirhead, R. W. (2002). Faecal contamination over flood events in a pastoral agricultural stream in New Zealand. *Water Science and Technology*, 45(12), 45–52. <https://doi.org/10.2166/wst.2002.0408>
- Packman, A. I., Salehin, M., & Zaramella, M. (2004). Hyporheic exchange with gravel beds: Basic hydrodynamic interactions and bedform-induced advective flows. *Journal of Hydraulic Engineering*, 130(6), 587–589. [https://doi.org/10.1061/\(asce\)0733-9429\(2004\)130](https://doi.org/10.1061/(asce)0733-9429(2004)130)
- Pandey, P., Soupir, M. L., Wang, Y., Cao, W., Biswas, S., Vaddella, V., et al. (2018). Water and sediment microbial quality of mountain and agricultural streams. *Journal of Environmental Quality*, 47(5), 985–996. <https://doi.org/10.2134/jeq2017.12.0483>
- Park, Y., Pachepsky, Y., Hong, E.-M., Shelton, D., & Coppock, C. (2017). *Escherichia coli* release from streambed to water column during base-flow periods: A modeling study. *Journal of Environmental Quality*, 46(1), 219–226. <https://doi.org/10.2134/jeq2016.03.0114>
- Petersen, F., & Hubbart, J. A. (2020). Physical factors impacting the survival and occurrence of *Escherichia coli* in secondary habitats. *Water (Switzerland)*, 12(6), 1–15. <https://doi.org/10.3390/w12061796>
- Ramirez-Castillo, F. Y., Loera-Muro, A., Jacques, M., Garneau, P., Avelar-Gonzalez, F. J., Harel, J., & Guerrero-Barrera, A. L. (2015). Waterborne pathogens: Detection methods and challenges. *Pathogens*, 4(2), 307–334. <https://doi.org/10.3390/pathogens4020307>
- Roche, K. R., Li, A., Bolster, D., Wagner, G. J., & Packman, A. I. (2019). Effects of turbulent hyporheic mixing on reach-scale transport. *Water Resources Research*, 55(5), 3780–3795. <https://doi.org/10.1029/2018WR023421>
- Stocker, M. D., Penrose, M., & Pachepsky, Y. A. (2018). Spatial patterns of *Escherichia coli* concentrations in sediment before and after high-flow events in a first-order creek. *Journal of Environmental Quality*, 47(5), 958–966. <https://doi.org/10.2134/jeq2017.11.0451>
- van Genuchten, M. T., & Wierenga, P. J. (1976). Mass transfer studies in sorbing porous media I. Analytical solutions. *Soil Science Society of America Journal*, 40(4), 473–480. <https://doi.org/10.2136/sssaj1976.03615995004000040011x>

- Yakirevich, A., Pachepsky, Y. A., Guber, A. K., Gish, T. J., Shelton, D. R., & Cho, K. H. (2013). Modeling transport of *Escherichia coli* in a creek during and after artificial high-flow events: Three-year study and analysis. *Water Research*, *47*(8), 2676–2688. <https://doi.org/10.1016/j.watres.2013.02.011>
- Zhou, K., Sassi, H. P., Morrison, C. M., Duan, J. G., & Gerba, C. P. (2017). Resuspension of *Escherichia coli* and MS2 bacteriophage from bed sediment in irrigation canals. *Journal of Irrigation and Drainage Engineering*, *143*(6), 04017005. [https://doi.org/10.1061/\(ASCE\)IR.1943-4774.0001169](https://doi.org/10.1061/(ASCE)IR.1943-4774.0001169)