

Improved solubility model for pure gas and binary mixture of CO₂-H₂S in water

Niknam, Pouriya H.; Talluri, Lorenzo; Fiaschi, Daniele; Manfrida, Giampaolo

DOI:

[10.3390/en13112883](https://doi.org/10.3390/en13112883)

License:

Creative Commons: Attribution (CC BY)

Document Version

Publisher's PDF, also known as Version of record

Citation for published version (Harvard):

Niknam, PH, Talluri, L, Fiaschi, D & Manfrida, G 2020, 'Improved solubility model for pure gas and binary mixture of CO₂-H₂S in water: A geothermal case study with total reinjection', *Energies*, vol. 13, no. 11, 2883. <https://doi.org/10.3390/en13112883>

[Link to publication on Research at Birmingham portal](#)

Publisher Rights Statement:

H. Niknam, P.; Talluri, L.; Fiaschi, D.; Manfrida, G. Improved Solubility Model for Pure Gas and Binary Mixture of CO₂-H₂S in Water: A Geothermal Case Study with Total Reinjection. *Energies* 2020, 13, 2883. <https://doi.org/10.3390/en13112883>

General rights

Unless a licence is specified above, all rights (including copyright and moral rights) in this document are retained by the authors and/or the copyright holders. The express permission of the copyright holder must be obtained for any use of this material other than for purposes permitted by law.

- Users may freely distribute the URL that is used to identify this publication.
- Users may download and/or print one copy of the publication from the University of Birmingham research portal for the purpose of private study or non-commercial research.
- User may use extracts from the document in line with the concept of 'fair dealing' under the Copyright, Designs and Patents Act 1988 (?)
- Users may not further distribute the material nor use it for the purposes of commercial gain.

Where a licence is displayed above, please note the terms and conditions of the licence govern your use of this document.

When citing, please reference the published version.

Take down policy

While the University of Birmingham exercises care and attention in making items available there are rare occasions when an item has been uploaded in error or has been deemed to be commercially or otherwise sensitive.

If you believe that this is the case for this document, please contact UBIRA@lists.bham.ac.uk providing details and we will remove access to the work immediately and investigate.

Article

Improved Solubility Model for Pure Gas and Binary Mixture of CO₂-H₂S in Water: A Geothermal Case Study with Total Reinjection

Pouriya H. Niknam , Lorenzo Talluri , Daniele Fiaschi  and Giampaolo Manfrida 

Department of Industrial Engineering, Università degli Studi di Firenze, Viale Morgagni 40, 50135 Florence, Italy; lorenzo.talluri@unifi.it (L.T.); daniele.fiaschi@unifi.it (D.F.); giampaolo.manfrida@unifi.it (G.M.)

* Correspondence: pouriya.niknam@unifi.it

Received: 9 May 2020; Accepted: 3 June 2020; Published: 5 June 2020



Abstract: Geothermal energy is acknowledged globally as a renewable resource, which, unlike solar, wind or wave energy, can be continuously exploited. The geothermal fluids usually have some acid gas content, which needs to be precisely taken into account when predicting the actual potential of a power plant in dealing with an effective reinjection. One of the key parameters to assess is the solubility of the acid gas, as it influences the thermodynamic conditions (saturation pressure and temperature) of the fluid. Therefore, an enhanced solubility model for the CO₂-H₂S-water system is developed in this study, based on the mutual solubility of gases. The model covers a wide range of pressures and temperatures. The genetic algorithm is employed to calculate the correlation constants and corresponding solubility values of both CO₂ and H₂S as functions of pressure, temperature and the balance of the gas. The results are validated against previously published models and experimental data available in the literature. The proposed model estimates the pure gas solubility, which is also a feature of other models. The more innovative feature of the model is the solubility estimation of each CO₂ or H₂S in simultaneous presence, such as when the binary gas is injected into the pure water of the geothermal reinjection well. The proposed solubility model fits well with the available experimental data, with a mean deviation lower than 0.2%.

Keywords: solubility; geothermal fluids; NCG reinjection; acid gas

1. Introduction

Geothermal energy is generally recognised as a renewable resource, which is especially appealing because it is not hindered by the lack of constant resource availability, as is the case with solar, wind or wave energy. Compared to these, geothermal energy has a high power ratio (power over the covered surface area) and, due to the high drilling cost by a minimum of 2 M\$/well [1], the power plant size typically ranges between 1 and 60 MWe.

Careful management of the geothermal field can guarantee a significant lifetime (>25 years with more than 7500 h/yr of operational time) for the geothermal energy conversion system; in the long-term, the issue of sustainability is primarily linked to the reservoir fluid balance. In the last decades, the fluid balance has improved significantly over the years with the extensive practice of condensate reinjection. The main issue, when shifted to the short-term and local scale, where relevant side effects are present, is the release of non-condensable gases (NCGs) to the environment. NCGs are commonly found in natural reservoirs and can contain several types of contaminants. The contaminants released by geothermal energy conversion systems (GECS) usually include H₂S, NH₃, CH₄, and, in some cases, Hg [2].

Geothermal power plants produce an average of about 120 g CO₂/kWh [3]. The CO₂ is found within the NCGs at high concentrations (exceeding 90%), and is typically released at the cooling

tower [4]; if routed back to the reservoir, it would not be released to the atmospheric environment, so that it should be at least classified as avoided emissions. One of the innovative solutions is the reinjection of NCGs into the reservoir, which has been investigated in recent years. The reinjection well is primarily used for the reinjection of water during power plant operation to improve resource recovery and wastewater disposal [5]. As shown in Figure 1, the NCGs and water can be reinjected into the reservoir through the same reinjection well by an annular pipe in which water and NCGs are flowing in the inner pipe and casing, respectively. Depending on the case study, the water-NCGs interaction can be simplified in the form of water-CO₂, water-H₂S or the water-CO₂-H₂S mixture. The full reinjection design is studied by Kaya et al. [6], who found that the reinjection of water-NCG mixture increases the reservoir pressure and enhances the early stages of production. Also, Fiaschi et al. reported that the content of NCGs remarkably affects the dynamic behavior of the reinjection process and should be precisely considered in the simulation of the reinjection well [7]. The gas is partially dissolved in the water and the remaining free gas is injected back into the reservoir by the static head of the liquid [5]. The saturated steam is extracted for energy generation and then it is recycled back to the reservoir [7]. The chemistry of geothermal fluid is one of the key design aspects of geothermal systems and the solubility of the gas in water is an important factor in the exploration, development, and use of geothermal resources. In order to effectively reinject the NCGs, which are mainly composed of CO₂ and H₂S, the properties of all fluids involved, and especially of the reinjection stream, need to be accurately assessed. The solubility is the most influential parameter for the reinjection as it directly affects the NCG-reinjection capacity, reinjection pressure, and saturation pressure/temperature [8].

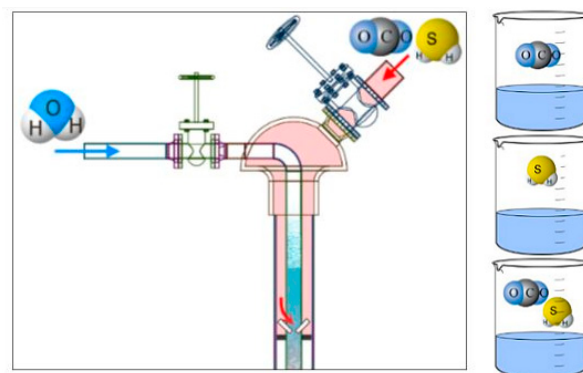


Figure 1. Schematic of the reinjection well and the process of non-condensable gas (NCG) injection into the downward flowing water.

Due to their wide practical application, the solubility of reactive gases like CO₂, H₂S has been a challenging topic for many years. As a result, recent studies have investigated the gas solubility in water or a water-based solvent. The studies include three categories: (1) determining the pure gas solubility in pure water, (2) focusing on the solubility of pure gas in a binary solvent, and (3) the solubility of pure gas in water containing additional dissolved constituents like free cations and anions. There are many empirical correlations for solubility estimation in all of these categories. However, there are few pieces of research about the solubility of the binary gas mixture in water. Savary et al. [9] performed an experimental investigation on CO₂-H₂S injection into pure water in a wide range of pressures and temperatures. This study has the most consistency with regards to the components and the thermodynamic condition with the NCG reinjection and, therefore, it is one of the main references of the current study. Shabani et al. [10] studied the gas mixture of CO₂-H₂S-CH₄-N₂ in brine by the non-iterative fugacity-activity thermodynamic model. Gu et al. [11] analysed the same model by an enthalpy-based model at high temperature and pressure conditions. Afsharpour [12,13] studied H₂S and CO₂-H₂S in aqueous solutions by the equation of state (EoS), which requires prediction of vapor-liquid equilibrium data and the thermal properties of pure and mixtures.

All of the mentioned studies performed a complete thermodynamic calculation using an appropriate equation of state and the related binary interaction coefficients. An alternative approach for finding the exact equilibrium concentrations in the gas-liquid mixture is direct correlations. The purpose of the present research is to derive a practical correlation for the solubility of binary CO_2 - H_2S gas mixtures in water. The proposed correlation can be utilized not only in geothermal reinjection applications but also in other related processes such as biogas purification using water-scrubbers; this leads to saving computational time compared to frequently adopted EoS with phase equilibrium calculations. In addition, the method presented here is independent of the equation of state or external PVT database. This feature is essential for complicated models including the reinjection process [14]. The complexity of the model comes from the large computational domain and grid number in well modelling, and the solubility estimation is only a part of the overall one, therefore it is preferable to avoid involving complex EoS, as was done by Shafaei et al. (2012), who used a PVT program [15–17]. However, in order to overcome this bottleneck, it is necessary to introduce an appropriate solubility model for the modeling of geothermal applications, geological storage or underground aquifers. The current study introduces new correlations for the solubility modelling of pure CO_2 , pure H_2S , and the CO_2 - H_2S mixture in water at a wide range of pressures and temperatures, which meets the requirement of geothermal modelling. The pros and cons of different solubility models are listed in Table 1.

The physics of the injection is shown in Figure 2. There are two different types of interaction between phases. Interaction 1 is one-directional from the NCG-injection-feed into the water, while the other one is bidirectional for all components, including CO_2 , H_2S and the water. All thermodynamic approaches are limited to type 2, which is based on the full equilibrium state, and both phases are allowed to receive and release any of the mixture components until the equilibrium is achieved and it is not recommended to use those ones with the composition of the NCGs as input. Thus, the main advantage of the proposed model compared to the thermodynamic ones is that it covers both types of interactions, especially the type 1, in which the fresh feed of NCG (with a fixed composition) is injected into the water by the driving force of pressure. Another advantage of the model compared to the previous correlations in the literature is that it is applicable not only for the pure gas injection, but also for the mixture of CO_2 and H_2S .

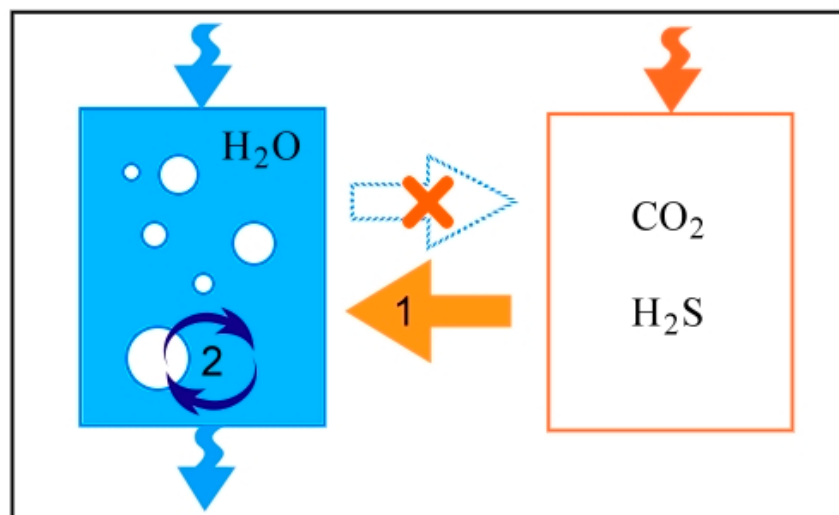


Figure 2. Phase interactions between gas and liquid in the reinjection point.

Table 1. Comparison of the solubility models subjected to the reinjection process in geothermal power plants.

Method	Approach	Advantages	Disadvantages	Application
Thermodynamic models	Two-phase equilibrium-state calculation	-High accuracy -Valid for a wide range of pressures and temperatures	-High computational cost -Dependency on the EoS -Partial inconsistency with the reinjection	All
PVT dataset [15–17]	Lookup-table properties	-Simple calculation by interpolation -Commercially used and already evaluated -Possibility of extrapolation	-Limited range of P, T or the composition -Partial inconsistency with the reinjection	Mainly available for oil and gas case studies
Literature correlations [18]		-Quick estimation -Ability to calculate the solubility in or out of the reference data -The accuracy of the model can be improved by adapting the form of the equation.	-Partial inconsistency with the reinjection -Limited to the solubility of pure gas in water or brine (e.g., CO ₂ in water or H ₂ S in water)	Depends on the reference experimental data
Proposed correlation	Deriving a formulation by using reference data	-All of the advantages of the literature correlations -High reliability due to a large amount of reference data including both experimental and the thermodynamic-model data -Covering a wide range of P and T -Adapted to the physics of the injection process -Applicable for pure gas solubility -Applicable for mixture gas solubility and taking into account the interactions.	Limited to the solubility of CO ₂ -H ₂ S mixture in water	Reinjection of the CO ₂ -H ₂ S mixture in geothermal power plants.

In the present research, the final case study is defined according to the full reinjection scenario of the geothermal power plants located in the Larderello area of Italy. The resource conditions are characterized by a saturated vapour condition at a pressure within the 60–80 bar range, and 280 °C temperature at about 3500 m depth. At the wellhead, the expected resource conditions are 10.3 bar pressure and 180 °C temperature. The NCG mass content is estimated at about 8%, of which about 7.8% is CO₂ and 0.2% H₂S. The well layout consists of two production wells and one reinjection well. The heat is transferred to the binary-Organic Rankine Cycle (ORC) circuit, and the geothermal steam is condensed. The ORC is a recuperative power cycle using R1233zd(E) as working fluid. A three-stage compressor with intercoolers to reduce the power consumption was considered. The layout of the case study is displayed in Figure 3.

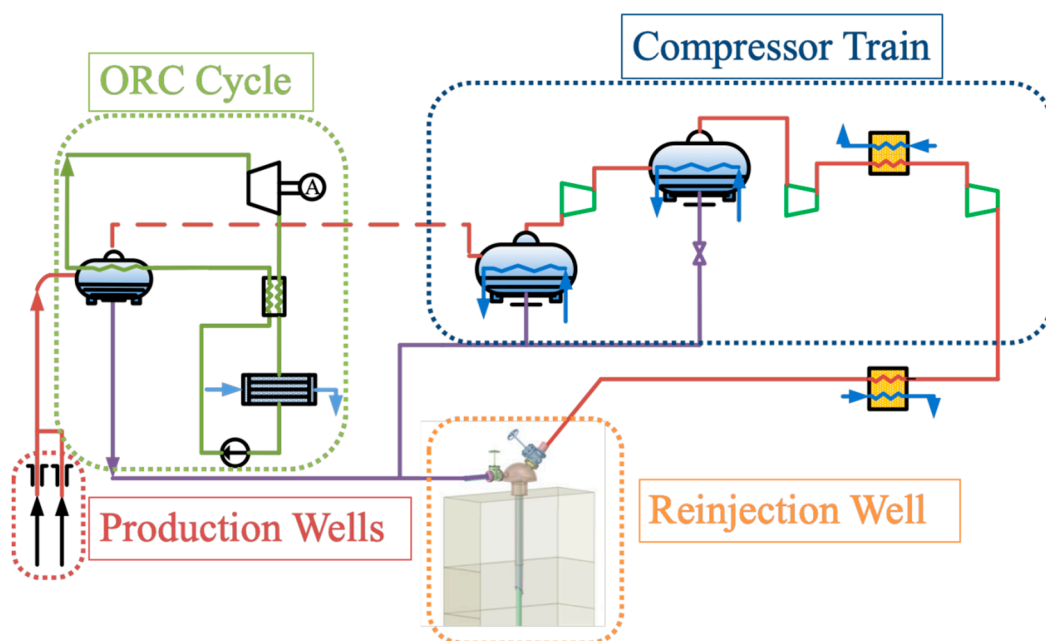


Figure 3. Schematic of the reinjection well and the process of NCG injection into the downward flowing water.

The challenge is that the NCG mass content of the steam is high (8%), which must be compressed and reinjected at a suitable depth in the reinjection well. The reinjection process design requires the precise computation of the mixture, therefore considering the solubility of NCGs (mainly CO₂) in the water. Moreover, the reinjection of CO₂ can be useful in the production of steam because the presence of CO₂ in the fluid preserves the pressure of the flash point of the fluid mixture, promotes boiling and enhances the enthalpy of the fluid produced by the reservoir. Therefore, all of the parameters, which may alter the CO₂ injection, should be precisely taken into account. One of them for the Larderello case study is the presence of H₂S in NCGs. The effect of the H₂S as a part of NCG is studied to see how much it can change the CO₂ solubility and the reinjection performance.

2. Methodology

The development of the model is based on the available experimental solubility data of pure CO₂, pure H₂S, the binary gas mixture in the pure water, and the results of commercial software. The type, the range, and the size of each set are listed in Table 2. Diamond et al. [18] collected the experimental CO₂ solubility data from several research studies from the year 1935 to 2002 [19–43].

Table 2. List of the reference data.

Type of Data	Reference	Pressure (MPa)	Temperature (°C)	Data N°
CO ₂ in water	Diamond, 2003 [18]	0.1–100	0–100	520
H ₂ S in water	Lee, 1977 [44]	0–6.67	10–180	100
Binary gas (CO ₂ + H ₂ S) in water	Savary, 2012 [9]	3.9–35	120 (fixed)	50
Binary gas (CO ₂ + H ₂ S) in water	UniSim® [45]	0–15	0–150	190,000

The model is intended to provide an estimation of both pure H₂S and pure CO₂ solubility in water. In addition, it is adapted to estimate the solubility of the binary mixture of them in water. The proposed model for CO₂ and H₂S solubility in water (x : mole fraction) is defined according to Equations (1) and (2). The units of pressure (P) and temperature (T) within the correlation are MPa and °C.

$$x_{CO_2} = \left[(a_1 T^2 + a_2 T + a_3 P^2 + a_4)^{a_5} \times \frac{\ln(a_6 P + a_7)}{P^{a_8}} \right] \times f(Y'_{CO_2}) \quad (1)$$

$$x_{H_2S} = \left[(b_1 T^2 + b_2 T + b_3 P^2 + b_4)^{b_5} \times \frac{\ln(b_6 P + b_7)}{P^{b_8}} \right] \times g(Y'_{H_2S}) \quad (2)$$

The functions, f and g , are defined as

$$f(Y'_{CO_2}) = [a_9(Y'_{CO_2})^{a_{10}} + a_{11}(Y'_{CO_2})^{a_{12}} + a_{13}(Y'_{CO_2})^{a_{14}}] / [a_9 + a_{11} + a_{13}] \quad (3)$$

$$g(Y'_{H_2S}) = [b_9(Y'_{H_2S})^{b_{10}} + b_{11}(Y'_{H_2S})^{b_{12}} + b_{13}(Y'_{H_2S})^{b_{14}}] / [b_9 + b_{11} + b_{13}] \quad (4)$$

in which Y' is the relative mole fraction of each component in the gas phase (y), which is injected into the pure water:

$$Y'_{CO_2} = \frac{y_{CO_2}}{(y_{CO_2} + y_{H_2S})} \quad (5)$$

$$Y'_{H_2S} = \frac{y_{H_2S}}{(y_{CO_2} + y_{H_2S})} \quad (6)$$

The supporting idea for the above definition of the relative fraction is that it helps to make the model independent of the possible water vapor. For the pure gas solubility, the Y' is equal to one, and the equations are simplified into Equations (7) and (8):

$$x_{CO_2, pure} = (a_1 T^2 + a_2 T + a_3 P^2 + a_4)^{a_5} * \frac{\ln(a_6 P + a_7)}{P^{a_8}} \quad (7)$$

$$x_{H_2S, pure} = (b_1 T^2 + b_2 T + b_3 P^2 + b_4)^{b_5} * \frac{\ln(b_6 P + b_7)}{P^{b_8}} \quad (8)$$

The equations have nonlinear forms with coefficients of a_i for the solubility of CO₂ and b_i for the solubility of H₂S. Both Equations (1) and (2) consist of two parts, in analogy to the model of Duan et al. (2003), where the term responsible for the second dissolved components Equations (3) and (4) is multiplied by the part responsible for the solubility of the first component Equations (7) and (8) [19]. Duan et al. (2003) utilized a thermodynamic-based equation, which includes chemical potential and the fugacity coefficient; in their approach, both are correlated as functions of various combinations and permutations of pressure and temperature. In the present research, a deeper investigation and further analysis are conducted to improve the accuracy of the proposed model adapted for the binary gas injection. The model concept is shown in Figure 4, including a multi-objective optimization for computing the coefficients of the proposed correlations. The coefficients of a_i and b_i with index 1 to 8, correspond to Equations (7) and (8) or the main part of the Equations (1) and (2), and they are correlated by the retrieved experimental database for pure gas solubility. The remaining coefficients with indexes from 9 to 13 are correlated using the secondary (generated) database by UniSim®

software [45], which is a process simulation tool with a comprehensive library of thermodynamic models and an extensive property database. This software also includes a specific EoS for the sour gas applications. This study benefits from this thermodynamic solver for property estimation. The data covers a wide range of pressures and temperatures for different fractions of a binary gas mixture of H₂S and CO₂. The input variables for generating the secondary database are CO₂ fraction, H₂S fraction, temperature and pressure, while the outputs are the equilibrium stage fractions of all components. The validation of the UniSim[®] Sour Peng-Robinson (PR) model through the available experimental data is performed at this stage (construction of secondary database).

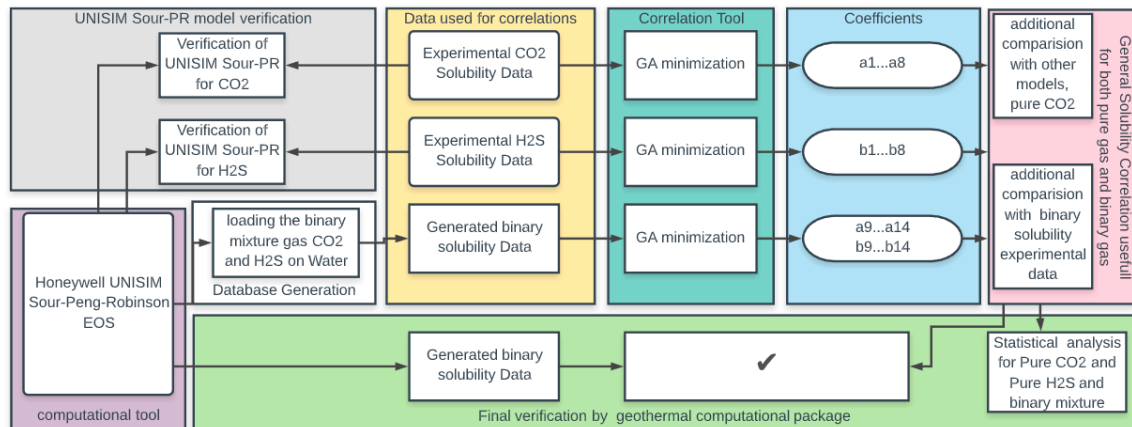


Figure 4. Process diagram of the research.

The coefficients are correlated at three stages, in which independent error minimization procedures are applied following the form of Equation (9), where $x_{i,j}$ is the calculated value and $\hat{x}_{i,j}$ is the experimental or the reference value. Two optimization steps are involved, one for the pure gas solubility (Equations (7) and (8)) and another one concerns the solubility of the gas mixture (Equations (1) and (2)). The genetic algorithm (GA) is a heuristic search approach based on natural selection which is a reliable method for complex optimization case studies [46]. This method works effectively for the proposed nonlinear correlations with thirteen coefficients each. The termination condition for the random search is considered, searching the minimum of the following objective function:

$$\text{Min} : \sum_{j=1}^m \sum_i^n \left((x_{i,j} - \hat{x}_{i,j})^2 \right) \quad (9)$$

The proposed minimization method has no limits for the form of correlation of equations and the number of coefficients. The convergence of the optimization procedures is obtained within the limit of 10,000 iterations.

3. Results and Discussion

The multivariable regression described in the previous section is developed in MATLAB. The inputs of the minimization by GA are the reference data and the outputs are the coefficients of Equations (1) and (2), which are listed in Table 3 for both CO₂ and H₂S.

Table 3. Calculated coefficients of the proposed model.

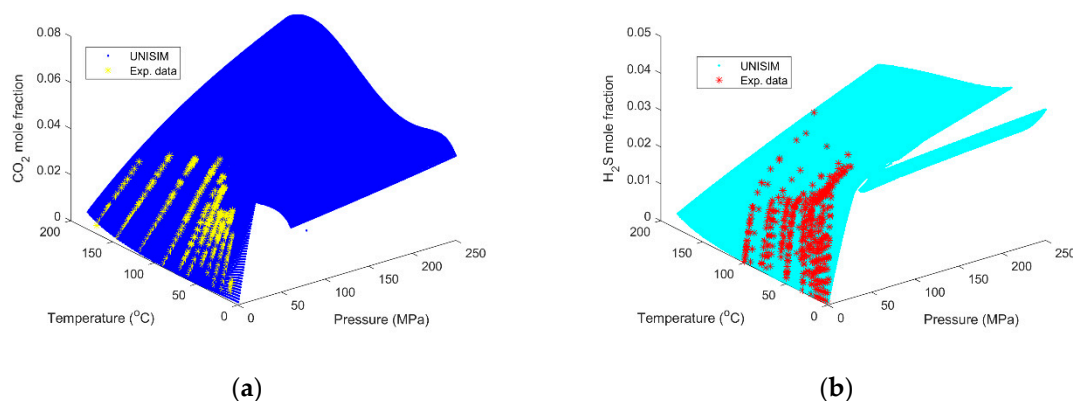
Index	Coefficients for CO ₂ (a_i)	Coefficients for H ₂ S (b_i)
1	5.1392×10^{-1}	2.4812×10^{-1}
2	$4.7999 \times 10^{+1}$	8.0370
3	$3.0091 \times 10^{+1}$	$7.3159 \times 10^{+1}$
4	$6.3701 \times 10^{+2}$	$8.7230 \times 10^{+1}$
5	-6.7389×10^{-1}	-6.1670×10^{-1}
6	1.0548×10^{-1}	1.9911×10^{-1}
7	2.6740	2.0354
8	-7.9216×10^{-1}	-1.0341
9	5.9794	4.1092
10	7.0812×10^{-1}	7.4443×10^{-1}
11	$2.1386 \times 10^{+1}$	$2.4380 \times 10^{+1}$
12	7.1616×10^{-1}	$1.2383 \times 10^{+2}$
13	$5.4354 \times 10^{+1}$	$1.7089 \times 10^{+1}$
14	7.0093×10^{-1}	7.4445×10^{-1}

If $Y_{CO_2} = 1$, then x_{CO_2} would be the solubility of the pure CO₂ as a function of pressure and temperature. The same concept is valid for H₂S. The statistical analysis is performed for the correlations, with results shown in Table 4, demonstrating that the solubility of pure CO₂, pure H₂S, and of binary CO₂-H₂S gas mixtures can be estimated by the proposed model with reasonable accuracy.

Table 4. Statistical analysis of the correlations.

Case	R^2	MSE	MAE
CO ₂ in water	0.9803	6.11×10^{-6}	1.067×10^{-3}
H ₂ S in water	0.9833	2.10×10^{-6}	5.331×10^{-4}
Partial solubility of CO ₂ in water	0.9529	2.90×10^{-5}	1.326×10^{-3}
Partial solubility of H ₂ S in water	0.9733	7.79×10^{-4}	5.226×10^{-3}

The results of the Sour-PR model, derived by the UniSim[®] package and supplemented by the experimental data, are depicted in Figure 5 for pure gases; this agreement confirms that the UniSim model is eligible for generating a secondary database of binary solubility data. The secondary database is used for correlating the partial solubility of CO₂ and H₂S.

**Figure 5.** Evaluation of the UniSim[®] results for pure CO₂ (a) and H₂S (b) solubility.

The solubility of pure CO₂ is estimated by the model and compared with the experimental data (Figure 6a); the results of Duan et al. (2003), which are regarded as one of the most accepted for CO₂ solubility in water, are illustrated in Figure 6b [47].

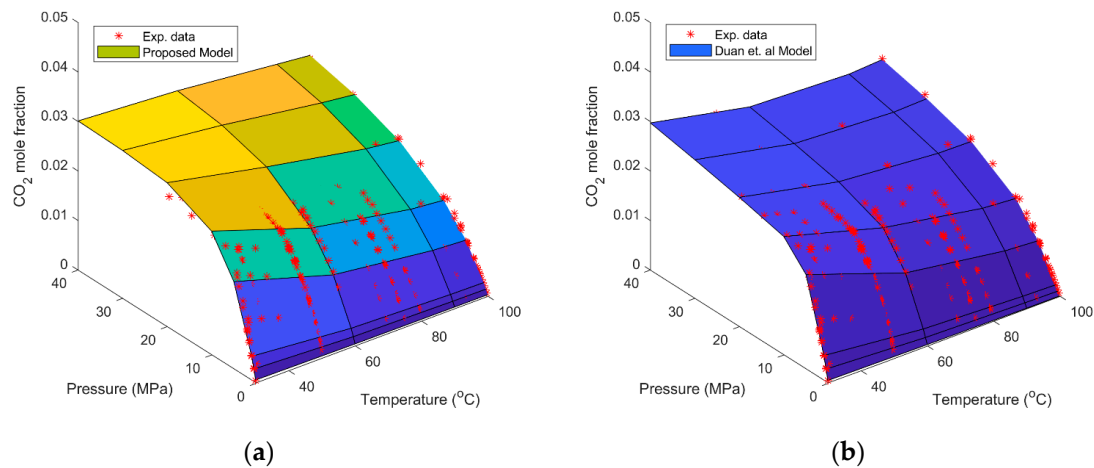


Figure 6. Evaluation of pure CO₂ solubility with experimental data and other models ((a): Duan et al. (2003) and experimental data (Diamond et al. 2003); (b): proposed model and experimental data (Diamond et al. 2003)).

The results of the proposed model for H₂S solubility in water are compared with the experimental data of Lee et al., as is shown in Figure 7.

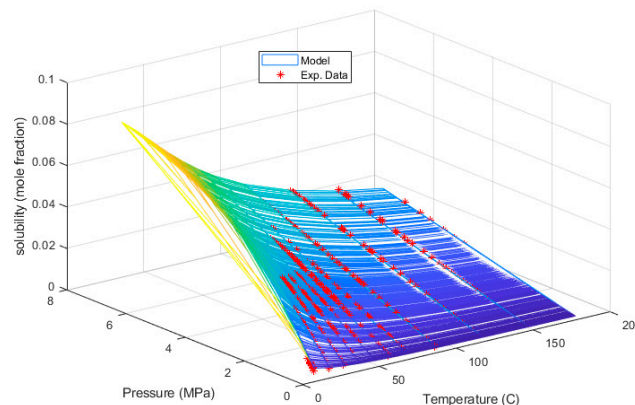


Figure 7. Validation of pure H₂S solubility with experimental data (Diamond et al. research).

Due to the availability of a large number of experimental data for CO₂ solubility in water, an additional assessment for model reliability is performed by comparing the model prediction with some literature data out of the reference database. The selected researches on CO₂ solubility are from Valtz et al. [48], Gu. et al. [49] and Tang et al. [50], representing the low-temperature condition, and Chapoy et al. [51], Hou et al. [52], and Pfohl et al. [53], belonging to the high-temperature range. These data were used neither in the previous steps of the dataset generation nor in the optimization process. As shown in Figure 8, there is a good agreement between our model and the published experimental data (number of data: 28), and the R² value of 95.4% shows how well the proposed model fits the reference data.

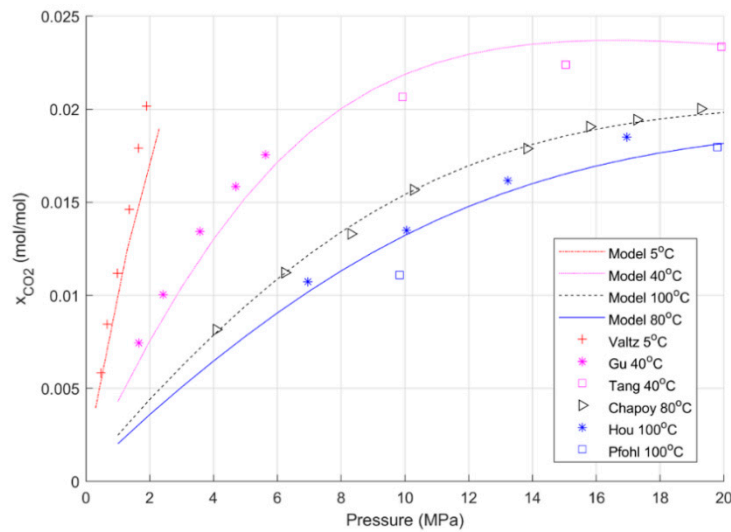


Figure 8. Validation of pure H₂S solubility with new experimental data. (No intersection with Diamond et al. research).

As previously discussed, the coefficients of a_9 to a_{14} and b_9 to b_{14} in Equations (3) and (4) are derived from a secondary database, previously validated by experimental data. In order to evaluate the binary gas solubility, the results of the proposed model are directly compared with available experimental data (Savary et al. [9]). As shown in Figure 9, the model results reveal a satisfactory agreement with experimental data, with an absolute deviation of 0.3% for the mixture solubility.

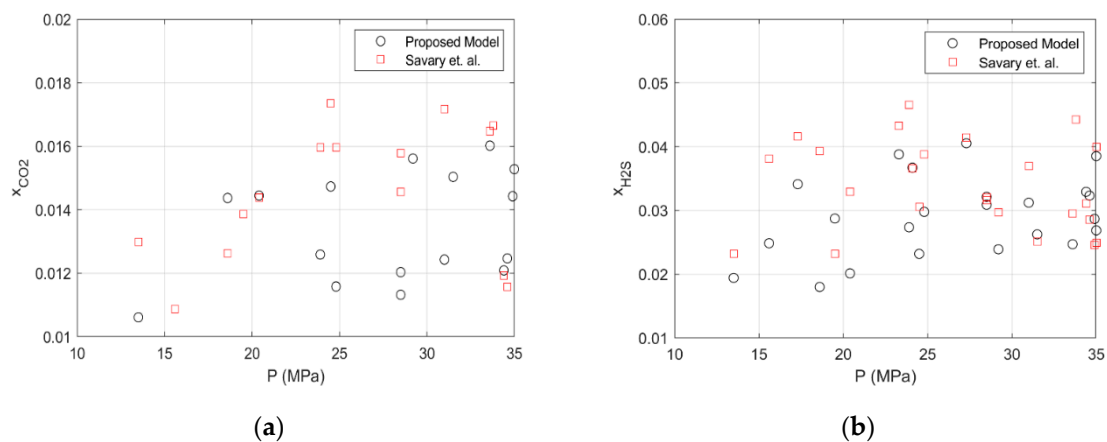


Figure 9. Validation of mixture solubility model 120 °C for CO₂ (a) and H₂S (b).

In the last part, the model reveals the impact of H₂S on the solubility of CO₂ as the dominant component of NCGs. In order to evaluate the extent of this effect, a case study of the total reinjection binary geothermal pilot power plant designed for the Larderello area in Italy is considered. In this case study, the NCG stream composition accounts for about 3% of H₂S and 97% of CO₂, and the stream is reinjected into the reservoir water. Although the mentioned amount of H₂S is very low, it decreases the capacity of water to dissolve the CO₂. As shown in Figure 10, the actual solubility of CO₂ for the reinjection well (high pressure) is up to 0.05% lower than in the case where H₂S is not present. Thus, neglecting the effect of H₂S causes a significant deviation from the actual amount of dissolved CO₂. However, the proposed model incorporates both the effect of H₂S on the solubility of CO₂ and vice versa.

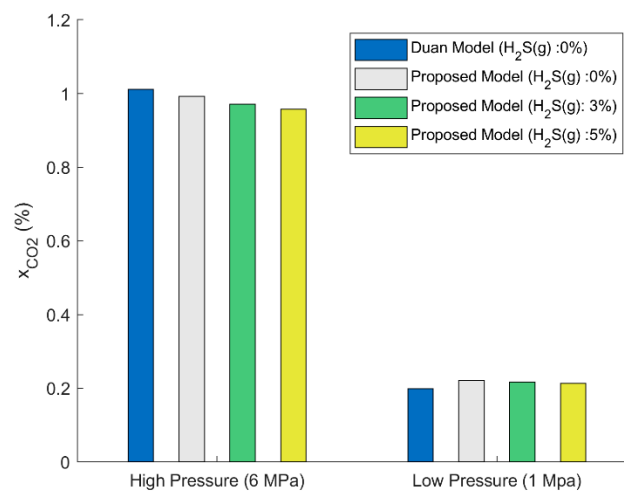


Figure 10. Geothermal case study: effect of H₂S on the solubility of CO₂ (Temperature: 89 °C).

To better understand how this deviation in the estimation of solubility may influence the design, the relative solubility error (e_r) is calculated according to Equation (10):

$$e_r = (x_{Duan_model} - x_{proposed_model}) / x_{proposed_model} \quad (10)$$

In an assumed scenario, where all NCGs are expected to be dissolved into the water, previous models which neglect the H₂S effect (including the Duan et al. Model) calculate the relative solubility error as 4% and 5.6% for NCGs with 3% and 5% of H₂S, respectively. The vertical depth of the NCG injection valve depends on both the static head of the water and the solubility of CO₂ at injection point, which is roughly calculated according to Equation (11):

$$Depth_{valve} = P / (\rho_{water} \times g) \quad (11)$$

In which, ρ is the density and g is the gravity acceleration. Also, the pressure is calculated according to Equation (1) using a known value of solubility. Thus, in the reinjection well design by previous solubility models, an error of about +50 m is induced in the location of the valves, which may cause process failure.

4. Conclusions

The objective of the present study is the development of a model suitable for geothermal applications facing gas mixture solubility, where in most cases the gas is not pure. As one of the most common ones, the binary mixture of CO₂-H₂S is studied, which is primarily applicable in the reinjection process. The experimental data are collected from the literature, including 670 data (Table 2) covering a wide range of pressures and temperatures, belonging to pure CO₂, pure H₂S and the mixture. In order to overcome the limited number of data for binary mixture [9], a thermodynamic-based-model consisting of 190,000 data is generated and then validated with all of the available experimental data. The proposed model is developed by a genetic algorithm, based on both the experimental and the artificial datasets. The model is able to estimate the solubility of pure CO₂ and pure H₂S, as well as their binary mixture, in water. The coefficient of determination (R^2) of the model is 0.98 for the pure gas and between 0.95 and 0.98 for the mixture, which appears to be a good quality for correlation derivation. Furthermore, the predictions made by the proposed model are validated by comparing them with some recent literature data, and the average of mean absolute deviation values for pure H₂S, pure CO₂ is calculated as 0.2%. Besides, the decrease of the CO₂ solubility due to the presence of H₂S is reported as up to 4% for the geothermal case study. The present model precisely considers the effect

of the second NCG component and prevents the overestimation of gas solubility in water, which is essential for the NCG reinjection capacity and the design of the surface equipment.

Author Contributions: G.M. and P.H.N. conceived the basic idea and the research outline; L.T. provided some of the literature data and proposed the idea of the model evaluation for the geothermal case study, and arranging the geothermal description within the introduction; P.H.N. gave a substantial contribution in the mathematical development of the model, software calculation, and the writing of the manuscript, D.F. advised and revised the overall content of the paper. All authors have read and agreed to the published version of the manuscript.

Funding: The present research represents the dissemination of activities performed by the University of Florence in WP2, 4, and 9 of the H2020 GECCO project (Grant Agreement n° 818169).

Conflicts of Interest: The authors declare no conflict of interest.

References

1. Tester, J.; Reber, T.; Beckers, K.; Lukowski, M.; Camp, E.; Aguirre, G.A.; Horowitz, F. Integrating Geothermal Energy Use Into Re-Building American Infrastructure. In Proceedings of the World Geothermal Congress, Melbourne, Australia, 19–25 April 2015.
2. Manente, G.; Lazzaretto, A.; Bardi, A.; Paci, M. Geothermal power plant layouts with water absorption and reinjection of H₂S and CO₂ in fields with a high content of non-condensable gases. *Geothermics* **2019**, *78*, 70–84. [[CrossRef](#)]
3. Armannsson, H.; Fridriksson, T.; Kristjánsson, B.R. CO₂ emissions from geothermal power plants and natural geothermal activity in Iceland. *Geothermics* **2005**, *34*, 286–296. [[CrossRef](#)]
4. Hammons, T.J. Geothermal power generation worldwide: Global perspective, technology, field experience, and research and development. *Electric Power Compon. Syst.* **2004**, *32*, 529–553. [[CrossRef](#)]
5. Diaz, A.R.; Kaya, E.; Zarrouk, S.J. Reinjection in geothermal fields—A worldwide review update. *Renew. Sustain. Energy Rev.* **2016**, *53*, 105–162. [[CrossRef](#)]
6. Kaya, E.; Zarrouk, S.J. Reinjection of greenhouse gases into geothermal reservoirs. *Int. J. Greenh. Gas Control.* **2017**, *67*, 111–129. [[CrossRef](#)]
7. Fiaschi, D.; Manfrida, G.; Niknam, P.; Talluri, L. Sensitivity Analysis of the Total Reinjection Geothermal Plant in Castelnovo. In Proceedings of the 7th European Geothermal Workshop—Characterization of Deep Geothermal Systems, Karlsruhe, Germany, 9–10 October 2019.
8. Thorhallsson, S. Common Problems Faced in Geothermal Generation and How to Deal with Them. In Proceedings of the Workshop for Decision Makers on Geothermal Projects and Management Naivasha, Santa Tecla, El Salvador, 11–17 March 2012.
9. Savary, V.; Berger, G.; Dubois, M.; Lachapagne, J.C.; Pages, A.; Thibeau, S.; Lescanne, M. The solubility of CO₂+ H₂S mixtures in water and 2 M NaCl at 120° C and pressures up to 35 MPa. *Int. J. Greenh. Gas Control.* **2012**, *10*, 123–133. [[CrossRef](#)]
10. Shabani, B.; Vilcáez, J. Prediction of CO₂-CH₄-H₂S-N₂ gas mixtures solubility in brine using a non-iterative fugacity-activity model relevant to CO₂-MEOR. *J. Pet. Sci. Eng.* **2017**, *150*, 162–179. [[CrossRef](#)]
11. Guo, Y.; Li, J.; Ahmed, R.; Shen, N.; Li, X. An enthalpy model of CO₂-CH₄-H₂S-N₂-brine systems applied in simulation of non-isothermal multiphase and multicomponent flow with high pressure, temperature and salinity. *J. CO₂ Util.* **2019**, *31*, 85–97. [[CrossRef](#)]
12. Afsharpour, A.; Haghtalab, A. Correlation and prediction of H₂S and mixture of CO₂+ H₂S solubility in aqueous MDEA solutions using electrolyte modified HKM plus association EoS. *Fluid Phase Equilib.* **2019**, *494*, 192–200. [[CrossRef](#)]
13. Afsharpour, A.; Haghtalab, A. Implementation of electrolyte CPA EoS to model solubility of CO₂ and CO₂+ H₂S mixtures in aqueous MDEA solutions. *Chin. J. Chem. Eng.* **2019**, *27*, 1912–1920.
14. Cholewinski, A.; Dengis, J.; Malkov, V.; Leonenko, Y. Modeling of CO₂ injection into aquifers containing dissolved H₂S. *J. Nat. Gas Sci. Eng.* **2016**, *36*, 1080–1086. [[CrossRef](#)]
15. Shafaei, M.J.; Abedi, J.; Hassanzadeh, H.; Chen, Z. Reverse gas-lift technology for CO₂ storage into deep saline aquifers. *Energy* **2012**, *45*, 840–849. [[CrossRef](#)]
16. Hassanzadeh, H.; Pooladi-Darvish, M.; Elsharkawy, A.M.; Keith, D.W.; Leonenko, Y. Predicting PVT data for CO₂-brine mixtures for black-oil simulation of CO₂ geological storage. *Int. J. Greenh. Gas Control.* **2008**, *2*, 65–77. [[CrossRef](#)]

17. Hassanzadeh, H.; Pooladi-Darvish, M.; Keith, D.W. Accelerating CO₂ dissolution in saline aquifers for geological storage Mechanistic and sensitivity studies. *Energ. Fuel.* **2009**, *23*, 3328–3336. [[CrossRef](#)]
18. Diamond, L.W.; Akinfiyev, N.N. Solubility of CO₂ in water from –1.5 to 100 C and from 0.1 to 100 MPa: Evaluation of literature data and thermodynamic modelling. *Fluid Phase Equilibr.* **2003**, *208*, 265–290. [[CrossRef](#)]
19. Carroll, J.J.; Slupsky, J.D.; Mather, A.E. The solubility of carbon dioxide in water at low pressure. *J. Phys. Chem. Ref. Data* **1991**, *20*, 1201–1209. [[CrossRef](#)]
20. Crovetto, R. Evaluation of solubility data of the system CO₂–H₂O from 273 K to the critical point of water. *J. Phys. Chem. Ref. Data* **1991**, *20*, 575–589. [[CrossRef](#)]
21. Wroblewski, S.V. The solubility of carbon dioxide in water. *Ann. Phys. Chem* **1883**, *18*, 290–308.
22. Anderson, G.K. Solubility of carbon dioxide in water under incipient clathrate formation conditions. *J. Phys. Chem. Ref. Data* **2002**, *47*, 219–222. [[CrossRef](#)]
23. Wohlfarth, C.; Wohlfarth, B. Pure Liquids: Extended Data. In *Refractive Indices of Organic Liquids*; Springer: Berlin/Heidelberg, Germany, 1996; pp. 1–747.
24. Vilcu, R.; Gainar, I. Löslichkeit der gase unter druck in flüssigkeiten. i. das system kohlendioxid-wasser. *Rev. Roumaine Chim.* **1967**, *12*, 181.
25. Kritschewsky, I.R.; Shaworonkoff, N.M.; Aepelbaum, V.A. Combined solubility of gases in liquids under pressure: I. Solubility of carbon dioxide in water from its mixtures with hydrogen of 20 and 30 C and total pressure of 30 kg/cm². *Z. Phys. Chem.* **1935**, *175*, 232–238.
26. Gillespie, P.C.; Wilson, G.M. Vapor-Liquid and Liquid-Liquid Equilibria. Water-Methane, Water-Carbon Dioxide, Water-Hydrogen Sulphide, Water-Pentane. In *GPA Research Report*; Gas Processors Association: Tulsa, OK, USA, 1982.
27. Hahnel, O. Solubility of carbon dioxide in water. *Centr. Min. Geol.* **1920**, *25*, 25–32.
28. Stewart, P.B.; Munjal, P.K. Solubility of carbon dioxide in pure water, synthetic sea water, and synthetic sea water concentrates at –5. deg. to 25. deg. and 10-to 45-atm. pressure. *J. Chem. Eng. Data* **1970**, *15*, 67–71. [[CrossRef](#)]
29. Servio, P.; Englezos, P. Effect of temperature and pressure on the solubility of carbon dioxide in water in the presence of gas hydrate. *Fluid Phase Equilibr.* **2001**, *190*, 127–134. [[CrossRef](#)]
30. Cramer, S.D. *Solubility of Methane, Carbon Dioxide, and Oxygen in Brines from 0/sup 0/to 300/sup 0/C*; Bureau of Mines: Pittsburgh, PA, USA, 1982.
31. Teng, H.; Yamasaki, A.; Chun, M.K.; Lee, H. Solubility of liquid CO₂ in water at temperatures from 278 K to 293 K and pressures from 6.44 MPa to 29.49 MPa and densities of the corresponding aqueous solutions. *J. Chem. Thermodyn.* **1997**, *29*, 1301–1310. [[CrossRef](#)]
32. Shagiakhmetov, R.A.; Tarzimanov, A.A. Measurements of CO₂ solubility in water up to 60 MPa. Deposited document SPSTL 200 khp-D 81–1982. 1981.
33. Scharlin, P.; Cargill, R.W. *Carbon Dioxide in Water and Aqueous Electrolyte Solutions*; Solubility Data Series; Oxford University Press: Oxford, UK, 1996; Volume 62, p. 383.
34. Namiot, A.Y.; Bondareva, M.M. *Solubility of Gases in Water*; Nedra: Moscow, Russia, 1991.
35. Yang, S.O.; Yang, I.M.; Kim, Y.S.; Lee, C.S. Measurement and prediction of phase equilibria for water+ CO₂ in hydrate forming conditions. *Fluid Phase Equilibr.* **2000**, *175*, 75–89. [[CrossRef](#)]
36. Zel’vinskii, Y.D. Measurements of carbon dioxide solubility in water. *Zhurn. Khim. Prom.* **1937**, *14*, 1250–1257.
37. Wiebe, R.; Gaddy, V.L. The solubility of carbon dioxide in water at various temperatures from 12 to 40 and at pressures to 500 atmospheres. Critical phenomena. *J. Am. Chem. Soc.* **1940**, *62*, 815–817. [[CrossRef](#)]
38. Wiebe, R.; Gaddy, V.L. The solubility in water of carbon dioxide at 50, 75 and 100, at pressures to 700 atmospheres. *J. Am. Chem. Soc.* **1939**, *61*, 315–318. [[CrossRef](#)]
39. Bartholomé, E.; Friz, H. Solubility of CO₂ in water. *Chem. Ing. Technol.* **1956**, *28*, 706–708. [[CrossRef](#)]
40. Zawisza, A.; Malesinska, B. Solubility of carbon dioxide in liquid water and of water in gaseous carbon dioxide in the range 0.2–5 MPa and at temperatures up to 473 K. *J. Chem. Eng. Data* **1981**, *26*, 388–391. [[CrossRef](#)]
41. Müller, G.; Bender, E.; Maurer, G. Das Dampf-Flüssigkeitsgleichgewicht des ternären Systems Ammoniak-Kohlendioxid-Wasser bei hohen Wassergehalten im Bereich zwischen 373 und 473 Kelvin. *Ber. Bunsenges. Phys. Chem.* **1988**, *92*, 148–160. [[CrossRef](#)]

42. King, M.B.; Mubarak, A.; Kim, J.D.; Bott, T.R. The mutual solubilities of water with supercritical and liquid carbon dioxides. *J. Supercrit. Fluids*. **1992**, *5*, 296–302. [[CrossRef](#)]
43. Bamberger, A.; Sieder, G.; Maurer, G. High-pressure (vapor+ liquid) equilibrium in binary mixtures of (carbon dioxide+ water or acetic acid) at temperatures from 313 to 353 K. *J. Supercrit. Fluids*. **2000**, *17*, 97–110. [[CrossRef](#)]
44. Lee, J.I.; Mather, A.E. Solubility of hydrogen sulfide in water. *Ber. Bunsenges. Phys. Chem.* **1977**, *81*, 1020–1023. [[CrossRef](#)]
45. Honeywell International Inc. UniSim®Design, Operations guide, R460 release, Honeywell: Rolle, Switzerland. 2017. Available online: www.hwi.co/uniSimDesign (accessed on 1 December 2019).
46. Niknam, P.; Fiaschi, D.; Mortaheb, H.R.; Mokhtarani, B. An improved formulation for speed of sound in two-phase systems and development of 1D model for supersonic nozzle. *Fluid Phase Equilib.* **2017**, *446*, 18–27. [[CrossRef](#)]
47. Duan, Z.; Sun, R. An improved model calculating CO₂ solubility in pure water and aqueous NaCl solutions from 273 to 533 K and from 0 to 2000 bar. *Chem. Geol.* **2003**, *193*, 257–271.
48. Valtz, A.; Chapoy, A.; Coquelet, C.; Paricaud, P.; Richon, D. Vapour–liquid equilibria in the carbon dioxide–water system, measurement and modelling from 278.2 to 318.2K. *Fluid Phase Equilib.* **2004**, *226*, 333–344. [[CrossRef](#)]
49. Gu, F.Y. Solubility of carbon dioxide in aqueous sodium chloride solution under high pressure. *J. Chem. Eng. Chin. Univ.* **1998**, *12*, 118–123. (In Chinese)
50. Tang, Y.; Bian, X.; Du, Z.; Wang, C. Measurement and prediction model of carbon dioxide solubility in aqueous solutions containing bicarbonate anion. *Fluid Phase Equilib.* **2015**, *386*, 56–64. [[CrossRef](#)]
51. Chapoy, A.; Mohammadi, A.H.; Chareton, A.; Tohidi, B.; Richon, D. Measurement and modeling of gas solubility and literature review of the properties for the carbon dioxide–Water system. *Ind. Eng. Chem. Res.* **2004**, *43*, 1794–1802. [[CrossRef](#)]
52. Hou, S.-X.; Maitland, G.C.; Trusler, J.P.M. Measurement and modeling of the phase behavior of the (carbon dioxide plus water) mixture at temperatures from 298.15 K to 448.15 K. *J. Supercrit. Fluids* **2013**, *73*, 87–96. [[CrossRef](#)]
53. Pfohl, O.; Dohrn, R.; Brunner, G. Partitioning of Carbohydrates in the Three-Phase Region of Systems Containing Carbon Dioxide, Water and a Modifier at High Pressure. In *Process Technology Proceedings*; Elsevier: Amsterdam, The Netherlands, 1996; Volume 12, pp. 277–282.



© 2020 by the authors. Licensee MDPI, Basel, Switzerland. This article is an open access article distributed under the terms and conditions of the Creative Commons Attribution (CC BY) license (<http://creativecommons.org/licenses/by/4.0/>).