

Search for heavy neutral leptons in $W^+ \rightarrow \mu^+\mu^\pm \text{jet}$ decays

LHCb Collaboration

DOI:

[10.1140/epjc/s10052-021-08973-5](https://doi.org/10.1140/epjc/s10052-021-08973-5)

License:

Creative Commons: Attribution (CC BY)

Document Version

Publisher's PDF, also known as Version of record

Citation for published version (Harvard):

LHCb Collaboration 2021, 'Search for heavy neutral leptons in $W^+ \rightarrow \mu^+\mu^\pm \text{jet}$ decays', *European Physical Journal C*, vol. 81, no. 3, 248. <https://doi.org/10.1140/epjc/s10052-021-08973-5>

[Link to publication on Research at Birmingham portal](#)

General rights

Unless a licence is specified above, all rights (including copyright and moral rights) in this document are retained by the authors and/or the copyright holders. The express permission of the copyright holder must be obtained for any use of this material other than for purposes permitted by law.

- Users may freely distribute the URL that is used to identify this publication.
- Users may download and/or print one copy of the publication from the University of Birmingham research portal for the purpose of private study or non-commercial research.
- User may use extracts from the document in line with the concept of 'fair dealing' under the Copyright, Designs and Patents Act 1988 (?)
- Users may not further distribute the material nor use it for the purposes of commercial gain.

Where a licence is displayed above, please note the terms and conditions of the licence govern your use of this document.

When citing, please reference the published version.

Take down policy

While the University of Birmingham exercises care and attention in making items available there are rare occasions when an item has been uploaded in error or has been deemed to be commercially or otherwise sensitive.

If you believe that this is the case for this document, please contact UBIRA@lists.bham.ac.uk providing details and we will remove access to the work immediately and investigate.



Search for heavy neutral leptons in $W^+ \rightarrow \mu^+ \mu^\pm$ jet decays

LHCb Collaboration*

CERN, 1211 Geneva 23, Switzerland

Received: 10 November 2020 / Accepted: 10 February 2021
© CERN for the benefit of the LHCb collaboration 2021

Abstract A search is performed for heavy neutrinos in the decay of a W boson into two muons and a jet. The data set corresponds to an integrated luminosity of approximately 3.0 fb^{-1} of proton–proton collision data at centre-of-mass energies of 7 and 8 TeV collected with the LHCb experiment. Both same-sign and opposite-sign muons in the final state are considered. Data are found to be consistent with the expected background. Upper limits on the coupling of a heavy neutrino with the Standard Model neutrino are set at 95% confidence level in the heavy-neutrino mass range from 5 to $50 \text{ GeV}/c^2$. These are of the order of 10^{-3} for lepton-number-conserving decays and of the order of 10^{-4} for lepton-number-violating heavy-neutrino decays.

1 Introduction

Many theories beyond the Standard Model (SM) predict the existence of heavy neutral leptons (HNLs) to explain the smallness of neutrino masses [1–3]. These leptons, N , could be observed at collider experiments if their masses are at the electroweak scale. The HNLs may mix with the light SM neutrinos ν_ℓ , with a strength governed by the coupling $V_{N\ell}$. The mixing matrix is not expected to be flavour diagonal, which leads to signatures with transitions between different lepton flavours. Experimentally, direct searches for a generic heavy neutrino are performed through their mixing with each flavour of SM neutrino, typically considering decays where no flavour mixing occurs. The HNL is expected to be long-lived if the coupling is small enough. This analysis searches for the mixing of a heavy neutrino with a muon neutrino, taking advantage of the high reconstruction efficiency for muons at LHCb. The HNL mass range covered is between 5 and $50 \text{ GeV}/c^2$. The dominant HNL production mechanism in this mass range is via the decay of gauge bosons, $W^\pm \rightarrow \ell^\pm \nu$ and $Z \rightarrow \nu\nu$, where one of the SM neutrinos mixes with the heavy neutrino. For brevity, the processes $W^\pm \rightarrow \ell^\pm \nu[\nu \rightarrow N]$ and $Z \rightarrow \nu\nu[\nu \rightarrow N]$ will be written

as $W^\pm \rightarrow \ell^\pm N$ and $Z \rightarrow \nu N$ throughout. Both lepton-number-violating and lepton-number-conserving decays of a heavy neutrino are considered. The heavy neutrino is assumed to have negligibly small lifetime.

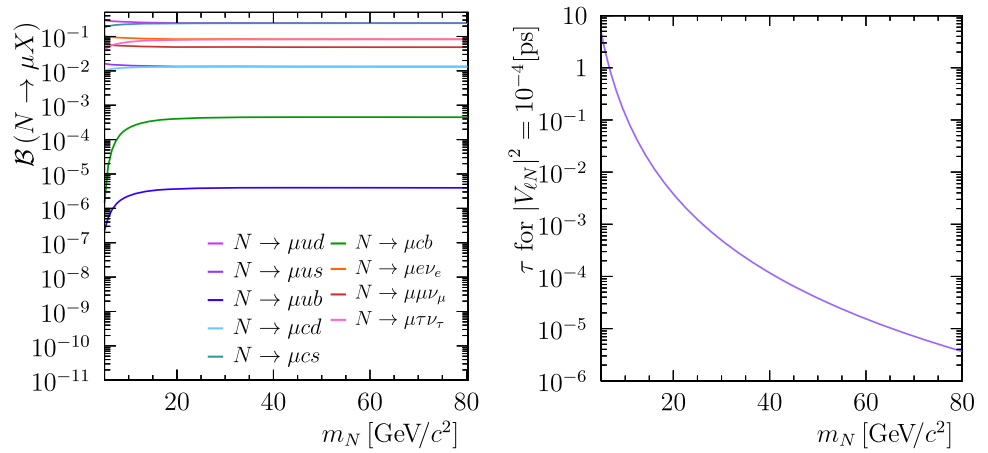
The DELPHI collaboration was first to set a limit on these types of decays considering $Z \rightarrow \nu N$ decays in e^+e^- collisions at the Z resonance, where both long- and short-lived signatures were analysed [4]. The upper limit on the $Z \rightarrow \nu N$ branching fraction of 1.3×10^{-6} at 95% confidence level (CL) for N masses between 3.5 and $50 \text{ GeV}/c^2$ leads to one of the most stringent constraints on the coupling in this mass range. At the LHC, a more promising detection approach for N with mass below the weak scale are leptonic decays of W bosons, $W^\pm \rightarrow \ell^\pm N$. Searches by the ATLAS [5–9] and CMS [10–16] collaborations at centre-of-mass energies of 7, 8 and 13 TeV typically probed larger neutrino masses, from $40 \text{ GeV}/c^2$ up to $2700 \text{ GeV}/c^2$, employing a signature of two same-sign leptons and two jets. A recent search performed by the CMS collaboration also included final states with at least one jet, extending the probed heavy-neutrino mass range down to $20 \text{ GeV}/c^2$ [17]. In the mass range studied in this analysis, searches of promptly decaying heavy neutrinos in leptonic final states of the W boson at centre-of-mass energy of 13 TeV by the ATLAS [18] and CMS [19] collaborations set constraints comparable to that of the DELPHI collaboration. A long-lived signature has also been explored by the ATLAS collaboration, excluding coupling strengths down to about 10^{-6} between 4.5 and $10 \text{ GeV}/c^2$, and hence representing the most stringent limit to date in this mass range [18].

The branching fraction (\mathcal{B}) for the decay of a W boson into a muon and a heavy neutrino is suppressed with respect to the SM decay $W^+ \rightarrow \mu^+ \nu$ by the mixing of the active neutrino with the heavy neutrino and a phase-space factor according to Ref. [20]

$$\mathcal{B}(W \rightarrow \mu N) = \mathcal{B}(W \rightarrow \mu \nu) |V_{\mu N}|^2 \times \left(1 - \frac{m_N^2}{m_W^2}\right)^2 \left(1 + \frac{m_N^2}{2m_W^2}\right). \quad (1)$$

* e-mail: elena.dalocco@cern.ch

Fig. 1 Properties of a heavy neutrino as a function of its mass [21,22]: (left) the branching fractions to final states with a muon and (right) the lifetime, assuming a coupling of 10^{-4}



The heavy neutrino decays via neutral or charged current interactions $N \rightarrow \nu Z^{(*)}$, $N \rightarrow \nu H^{(*)}$ or $N \rightarrow \mu^\pm W^\mp^{(*)}$, where the Z , Higgs and W bosons can be on- or off-shell. The corresponding branching fractions are computed based on Refs. [21,22], where the Higgs contribution is neglected due to its suppression in the mass range considered. The total width is given by the sum of the partial decay widths of charged and neutral current interactions. If the neutrino is a Majorana particle, an additional lepton-number-violating decay contributes to the same final state, with the same partial decay width as the lepton-number-conserving decay. The branching fraction to any non-charge-specific final state is unaffected, but the lifetime is a factor of two smaller than if the neutrino were a Dirac particle.

The left plot of Fig. 1 shows the branching fraction for HNL decay modes with a muon in the final state as a function of the heavy-neutrino mass. The difference between the HNL decay modes to quarks is mainly due to CKM matrix elements [23,24], with the quark masses only playing a minor role at low heavy-neutrino masses. The branching fraction of the decay $N \rightarrow \mu\mu\nu$ is about one order of magnitude smaller than that of the $N \rightarrow \mu q\bar{q}'$ mode, due to negative interference between charged and neutral current interactions. In the right plot of Fig. 1 the lifetime is shown as a function of the heavy-neutrino mass assuming a coupling of 10^{-4} . In the low-mass regime, the lifetime is of the order of a few ps, while at higher masses the lifetime is so small that the decay can be considered prompt.

In this paper, a search is presented for a prompt HNL in the decay¹ $W^+ \rightarrow \mu^+ N$ with $N \rightarrow \mu^\pm q\bar{q}'$, as depicted in Fig. 2. Data collected by the LHCb experiment in proton–proton collisions at centre-of-mass energies of 7 TeV in 2011 and 8 TeV in 2012 are used, corresponding to integrated luminosities of 1.0 and 1.9 fb^{-1} [25], respectively.

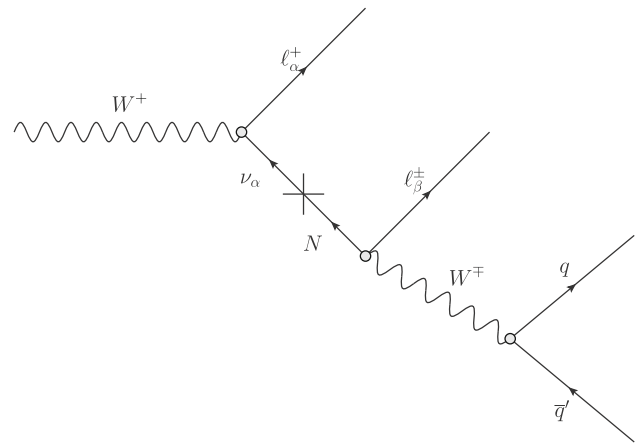


Fig. 2 Feynman diagram for the production of a heavy neutrino via mixing with a neutrino from the decay of a W boson and semileptonic decay of the heavy neutrino into a lepton and two quarks. The subscripts α and β indicate the lepton flavour. In this analysis α and β are both muons

The experimental signature consists of two muons and one or two jets depending on the HNL mass. The muon from W decay, denoted as μ_W , carries significant transverse momentum, while the muon from N decay, denoted as μ_N , has lower momentum. Both same-sign and opposite-sign muons are considered, allowing for the possibility that the HNL has a Majorana nature. The signal yields for both categories and several mass hypotheses in the range $5\text{--}50 \text{ GeV}/c^2$ are extracted from the data and normalized with respect to the $W^+ \rightarrow \mu^+ \nu$ decay. Corresponding upper limits are then set on the product of coupling and branching ratio.

The paper is organised as follows. In Sect. 2 the detector, data and simulation samples are described, and in Sect. 3 the selection of signal and normalisation candidates is discussed. Section 4 contains the results and conclusions are drawn in Sect. 5.

¹ Charge-conjugate processes are implied throughout the paper.

2 Detector and simulation

The LHCb detector [26,27] is a single-arm forward spectrometer covering the pseudorapidity range $2 < \eta < 5$, designed for the study of particles containing b or c quarks. The detector includes a high-precision tracking system consisting of a silicon-strip vertex detector surrounding the pp interaction region [28], a large-area silicon-strip detector located upstream of a dipole magnet with a bending power of about 4 Tm, and three stations of silicon-strip detectors and straw drift tubes [29] placed downstream of the magnet. The tracking system provides a measurement of the momentum, p , of charged particles with a relative uncertainty that varies from 0.5% at low momentum to 1.0% at 200 GeV/ c . The minimum distance of a track to a primary proton–proton collision vertex (PV), the impact parameter (IP), is measured with a resolution of $(15 + 29/p_T) \mu\text{m}$, where p_T is the component of the momentum transverse to the beam, in GeV/ c . Different types of charged hadrons are distinguished using information from two ring-imaging Cherenkov detectors [30]. Photons, electrons and hadrons are identified by a calorimeter system consisting of scintillating-pad (SPD) and preshower detectors, an electromagnetic and a hadronic calorimeter. Muons are identified by a system composed of alternating layers of iron and multiwire proportional chambers [31]. The online event selection is performed by a trigger [32], which consists of a hardware stage, based on information from the calorimeter and muon systems, followed by a software stage, which applies a full event reconstruction. For the events selected for this analysis, the trigger requires at least a single muon with $p_T > 1.48$ (1.76) GeV/ c at the hardware stage in 2011 (2012), and includes an upper threshold of 600 hits in the SPD to prevent high-particle multiplicity events from dominating the processing time. A muon with $p_T > 10$ GeV/ c is required at the software stage.

Simulated samples were generated for the signal decay with both opposite- and same-sign muons in the final state, in equal amount. Samples were generated for HNL masses of 5, 10, 15, 20, 30, and 50 GeV/ c^2 , using the minimal mixing scenario model [33] and accounting for angular correlations due to spin effects. The parton level process is generated with MADGRAPH 5 [34,35], while PYTHIA 8 [36], with a specific LHCb configuration [37], is used for the generation of the underlying event, fragmentation and hadronisation. Decays of hadronic particles are described by EVTGEN [38], in which final-state radiation is generated using PHOTOS [39]. The interaction of the generated particles with the detector, and its response, are implemented using the GEANT4 toolkit [40,41] as described in Ref. [42]. Simulated background samples are generated using PYTHIA 8. The DYTURBO [43] program is used to correct the kinematic distributions of the simulated $W^+ \rightarrow \mu^+ \nu$ background.

3 Event selection

Signal candidates are reconstructed from a pair of charged tracks identified as muons and a single jet. First, the high-momentum muon, μ_W , is selected. Both the hardware and software trigger decisions are required to be associated to the high-momentum muon candidate. The track is required to have transverse momentum larger than 20 GeV/ c , to be of good quality and to have a high significance of the track curvature to remove high transverse momentum tracks with poorly determined charge. The high-momentum muon candidate is also required to have small relative energy deposition in the calorimeters to reject pions and kaons misidentified as muons. The muon selection criteria for the normalisation channel $W^+ \rightarrow \mu^+ \nu$ are the same as for the high-momentum muon of the signal.

The lower-momentum muon candidate, μ_N , is required to have transverse momentum higher than 3 GeV/ c . The combined invariant mass of the μ_N and μ_W candidates must be in the range 20 to 70 GeV/ c^2 to suppress the background from $Z \rightarrow \mu\mu$ decays. Depending on the relative charge of the two muons the candidates are classified as same-sign (SS) or opposite-sign (OS).

Jets are reconstructed following a particle flow approach [44], using tracks of charged particles and calorimeter energy deposits as inputs. To prevent overlap between jets and signal muons, tracks identified as muons with a transverse momentum greater than 2 GeV/ c are excluded from the jet reconstruction. The anti- k_T jet clustering algorithm is used [45], with a distance parameter $R = \sqrt{(\Delta\phi)^2 + (\Delta\eta)^2} = 0.5$, where ϕ is the azimuthal angle and η the pseudorapidity. The jet four-momentum is calculated from the four-vectors of its constituents, and corrected for pollution from pile-up and the underlying event using the per-event particle multiplicity [44]. To enhance the jet purity the fraction of the jet energy carried by charged particles should be at least 0.1, the jet must have $p_T > 10$ GeV/ c and contain at least one track with $p_T > 1.2$ GeV/ c . Only candidates with at least one jet passing these criteria are retained. Jets are combined with lower-momentum muon candidates to form $N \rightarrow \mu_N$ jet candidates, which are required to have invariant mass smaller than 80 GeV/ c^2 and a transverse momentum greater than 10 GeV/ c . The selected heavy-neutrino candidates are then combined with a high-momentum muon candidate to form W candidates. Since the assignment of the two muons is ambiguous if they both satisfy the high-momentum muon selection, the mass, $m(\mu_N \text{ jet})$, of the μ_N jet combination is required to be smaller than that of the μ_W jet combination. Only the $\mu_W \mu_N$ jet candidates within 20 GeV/ c^2 of the known W mass [46] are retained.

A scale factor is applied to the jet four-momentum, constraining the invariant mass of the $\mu_W \mu_N$ jet system to the known mass of the W boson. This leads to a significant

improvement in the resolution of $m(\mu_N \text{ jet})$ and diminishes the sensitivity of the heavy-neutrino mass distribution to the jet energy scale.

Dominant background sources are charged weak currents, in particular $pp \rightarrow W + X$ with $W \rightarrow \mu\nu$ or $W \rightarrow \tau\nu$, neutral electroweak Drell–Yan processes $pp \rightarrow \gamma/Z^{(*)} + X$ with $\gamma/Z^{(*)} \rightarrow \mu\mu, \tau\tau$, heavy flavour $b\bar{b} \rightarrow X\mu$ and $c\bar{c} \rightarrow X\mu$, and $X\mu$ production from light QCD (u, d, s). In the same-sign muon channel the Drell–Yan type background contributions are highly suppressed, while in the opposite-sign muon channel the contribution from low-mass Drell–Yan processes remains a prominent irreducible background.

Most of the heavy flavour background is suppressed by requiring the IP for μ_W and μ_N to be less than $40 \mu\text{m}$ and $100 \mu\text{m}$, respectively. The remaining background is reduced by using three different multivariate classifiers based on a Boosted Decision Tree (BDT) algorithm [47–49]. The three classifiers are referred to as the μ_W uBDT, the μ_N uBDT and the kinematics uBDT: the first two classifiers are dedicated to the identification of the respective muons, while the latter exploits the event kinematics to distinguish the signal from the remaining background. All three are trained minimising the dependence of the signal efficiency on the true neutrino mass using the uBoost method [50]. The training of all classifiers uses a cross-validation technique [51]. The classifiers are trained using simulated decays of the heavy neutrino with same-sign muons in the final state as a proxy for signal. Both charged and neutral weak background contributions have a muon in the final state with similar kinematics to the signal high-momentum muon. The μ_W classifier discriminates between the signal and heavy flavour background. It is trained using data candidates where both muons have large impact parameters ($\text{IP}(\mu_W) > 40 \mu\text{m}$, $\text{IP}(\mu_N) > 100 \mu\text{m}$) as a proxy for background. For both the μ_N uBDT and the kinematics uBDT, a combination of the dominant background sources from simulation is used. The input variables used for each of the muon identification classifiers are the combined particle identification information from the RICH, calorimeter and muon systems, the ratio of the energy deposited in both calorimeters to the measured track momentum, and observables describing the isolation of the tracks. Additional isolation variables of different cone sizes are included among the inputs for the μ_N uBDT classifier. The input variables of the kinematics classifier comprise the angular distance R between the μ_N and the jet, the angle between the two muons in the rest frame of the heavy neutrino, the transverse component of the sum of the four-momentum of all particles used as particle flow input, the dimuon mass, the combined invariant mass of the dimuon and the jet, and the jet transverse momentum. The optimal requirement on the output of each BDT classifier is selected by maximising the Punzi figure-of-merit [52] for three units of significance. This is first evaluated for the μ_W uBDT, followed by the simulta-

neous optimisation of the μ_N and kinematics uBDTs. The optimal requirements are found to be the same for all the simulated signal samples. The selection is optimised for the same-sign muon signal, but it is verified to be optimal for the opposite-sign category as well, since the differences in spin-dependent observables between the two channels have a negligible effect on the output distributions of the BDT classifiers.

The background sources are studied and evaluated in three control regions: one enhanced in electroweak W background components, one in heavy flavour background components and one in light QCD background components, indicated as W , $b\bar{b}$ and QCD regions, respectively. The requirements defining the control regions with respect to the signal region are reported in Table 1. An additional region, denoted as the $Z \rightarrow \mu\mu$ region, is defined by the following criteria: both muons are required to have transverse momentum greater than $20 \text{ GeV}/c$ and IP smaller than $40 \mu\text{m}$ and the invariant mass of the muon pair must be between 60 and $120 \text{ GeV}/c^2$. In each control region the predicted background composition and yield are compared to the data to confirm that no other contribution has been neglected.

4 Fit strategy and results

The product of the branching fraction $\mathcal{B}(N \rightarrow \mu \text{ jet})$ and the squared coupling $|V_{\mu N}|^2$ is proportional to the number of signal candidates, N_{sig} , and can be written with respect to the number of $W \rightarrow \mu\nu$ candidates as

$$\mathcal{B}(N \rightarrow \mu \text{ jet}) |V_{\mu N}|^2 = \frac{N_{\text{sig}}}{N_{\text{norm}}} \frac{\varepsilon_{\text{norm}}}{\varepsilon_{\text{sig}}} \left(1 - \frac{m_N^2}{m_W^2}\right)^{-2} \left(1 + \frac{m_N^2}{2m_W^2}\right)^{-1}, \quad (2)$$

where N_{sig} and N_{norm} denote the yields of the signal and normalisation channels and ε_{sig} and $\varepsilon_{\text{norm}}$ their efficiencies. The phase-space suppression factor and the coupling term arise from the heavy-neutrino production process described by Eq. 1. The $W^+ \rightarrow \mu^+\nu$ branching fraction in Eq. 1 cancels with the normalisation channel.

4.1 Normalisation channel

The yield of the normalisation channel is determined using a binned maximum-likelihood fit to the muon transverse momentum distribution separately for each year of data taking and in eight bins of muon pseudorapidity. The fit is performed separately for positively and negatively charged muons to account for the difference in production rate at LHCb. The main background contributions are $\gamma/Z^{(*)} \rightarrow \mu\mu$ decays and hadron misidentification (denoted as $\overline{\text{QCD}}$). Minor contamination from $Z \rightarrow \tau\tau$, $W \rightarrow \tau\nu$ and $b\bar{b}$ pro-

Table 1 Requirements on IP and BDT classifiers defining the signal and control regions

	IP(μ_W) (mm)	μ_W uBDT	μ_N uBDT	Kinematic uBDT	IP(μ_N) (mm)
Signal	< 0.04	> 0.55	> 0.60	> 0.62	< 0.1
W region	< 0.04	> 0.55	< 0.60	< 0.62	< 0.1
$b\bar{b}$ region	> 0.04	< 0.55	< 0.60	< 0.62	> 0.1
QCD region	< 0.04	< 0.55	> 0.60	> 0.62	< 0.1

cesses is also present. The templates are obtained in bins of pseudorapidity from simulation for each component, with the exception of the QCD background templates that are determined from a control sample characterised by large energy deposits in the calorimeters. The yields for the minor background contributions are fixed to their expected values from simulation. The yield for the $Z \rightarrow \mu\mu$ component is constrained to the value obtained from the corresponding control region extrapolated according to simulation. The distribution of the muon transverse momentum for 2012 data integrated over pseudorapidity is shown in Fig. 3 with the filled histograms resulting from the fit to the data overlaid.

Systematic uncertainties on the normalisation yield are estimated separately for the 2011 and 2012 data sets by varying the shape and normalisation of the templates. Replacing the QCD template with an exponential distribution and varying the $W \rightarrow \mu\nu$ templates each yield a difference with respect to the default fit of about 1%, which is assigned as a systematic uncertainty. The ratio of measured QCD yields per pseudorapidity bin between positively and negatively charged muons deviates from unity. A systematic uncertainty of 0.7% is assigned to account for the difference with respect to the default fit when the normalisation of the QCD component is fixed bin by bin to the average of the yields. Systematic uncertainties of less than 0.1% are assigned for each of the components whose yield is fixed in the fit to account for the largest variation observed with respect to the default fit when each yield is changed by one standard deviation. For the 2011 data set an additional source of uncertainty is considered to account for the difference in templates between 2011 and 2012 simulation, resulting in 0.7% assigned systematic uncertainty. The total systematic uncertainty on the normalisation yield is 1.8 and 1.6% for the 2011 and 2012 data sets, respectively.

The total yield for the normalisation channel $W \rightarrow \mu\nu$ is $(795 \pm 1 \pm 15) \times 10^3$ for 2011 data and $(1719 \pm 2 \pm 27) \times 10^3$ for 2012 data, where the first uncertainty is statistical and the second systematic. The total yield comprises 57% W^+ decays and 43% W^- decays. The ratio of the measured yields for positively and negatively charged muons as a function of pseudorapidity is in good agreement with the simulation and the measurement of Ref. [53].

4.2 Efficiency ratio

The efficiency and corresponding uncertainties of the selection requirements for both the normalisation and signal samples are determined separately for each year of data taking using simulation. Corrections to account for mismodelling in simulation are derived from control samples, such as $Z \rightarrow \mu^+\mu^-$ and $J/\psi \rightarrow \mu^+\mu^-$, and are applied to the efficiencies related to the reconstruction of the two muons, the required number of hits in the SPD and the μ_W uBDT and μ_N uBDT criteria. When sufficient data is available, the corrections are evaluated in bins of pseudorapidity and momentum or transverse momentum of the muon. The dominant source of systematic uncertainties arises from the different detector response to jets between simulation and data. The energy scale is modelled to an accuracy of about 5%, driven mainly by the response to neutral particles, while the jet energy resolution is modelled in simulation to an accuracy of about 10% [44,54,55]. The corresponding systematic uncertainties on the efficiency ratio are evaluated in simulation by varying the jet energy by 5% for the former and by smearing the jet transverse momentum by 10% for the latter. Both resulting uncertainties vary between 5 and 11% depending on the heavy-neutrino mass, where the fluctuation is due to the limited size of the simulated samples. The overall uncertainty due to jet identification requirements, which amounts to 1.7%, is taken from Ref. [56]. A systematic uncertainty to account for the mismatch between simulation and data of the missing transverse momentum in the event varies between 1 and 2.5% depending on the heavy-neutrino mass. The uncertainties related to the efficiency of the μ_W selection largely cancel for the signal and normalisation modes, since their selections are identical. The relative uncertainty on the correction factors is of the order of 2%. The ratios of efficiencies between the normalisation and signal channel, for different heavy neutrino masses, are reported in Table 2.

4.3 Neutrino mass model

The signal yield for each heavy-neutrino mass hypothesis is determined from a binned maximum-likelihood fit to the invariant mass $m(\mu_N \text{ jet})$. In the fits, the normalisation channel yield, the efficiency ratio, and background yields are

Fig. 3 The (left) positive and (right) negative muon transverse momentum spectra for the 2012 data set integrated over pseudorapidity for the normalisation channel. The filled histograms are the result of the fit to the data

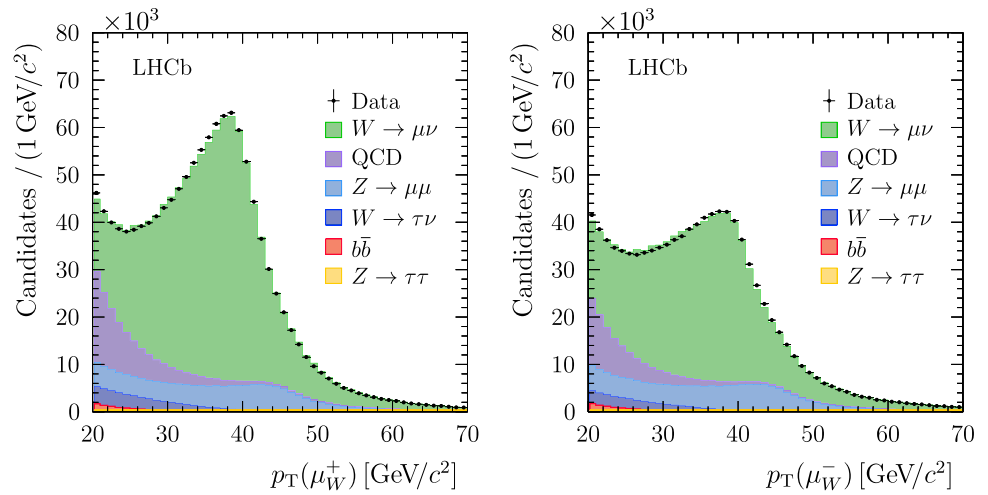


Table 2 Efficiency ratios, for different heavy-neutrino masses, between normalisation and signal channels. The first uncertainty is statistical, the second is systematic

N mass [GeV/ c^2]	Same sign		Opposite sign	
	2011	2012	2011	2012
5	$24 \pm 1 \pm 2$	$25 \pm 1 \pm 3$	$22 \pm 1 \pm 2$	$21 \pm 1 \pm 1$
10	$24 \pm 1 \pm 2$	$24 \pm 1 \pm 2$	$21 \pm 1 \pm 2$	$19 \pm 1 \pm 2$
15	$25 \pm 1 \pm 3$	$26 \pm 1 \pm 3$	$24 \pm 1 \pm 2$	$23 \pm 1 \pm 2$
20	$29 \pm 1 \pm 4$	$28 \pm 1 \pm 3$	$26 \pm 1 \pm 4$	$25 \pm 1 \pm 3$
30	$32 \pm 1 \pm 3$	$32 \pm 1 \pm 4$	$29 \pm 1 \pm 4$	$30 \pm 1 \pm 3$
50	$61 \pm 3 \pm 3$	$55 \pm 2 \pm 4$	$43 \pm 2 \pm 4$	$43 \pm 2 \pm 5$

Gaussian-constrained to their expected values within uncertainties.

The yields for the main background components are determined in the respective control regions. The yields for $W \rightarrow \mu\nu$ and $Z \rightarrow \mu\mu$ background contributions are obtained from a binned maximum-likelihood fit of the invariant mass $m(\mu_N \text{ jet})$ in the W region, and for the $b\bar{b}$ background in the $b\bar{b}$ region. The fits in the control regions are performed separately for positively and negatively charged μ_W and per year of data taking with templates obtained from simulation. The expected background yields in the signal region are determined by scaling the fitted yields according to simulation. The light QCD contribution in the signal region is estimated with a different method. The efficiency of the μ_W uBDT requirement ε_{QCD} is evaluated using the normalisation channel, assuming that it factorises from the other selection criteria that suppress the QCD background. The number of light QCD events in the QCD region is obtained by subtracting from the total number of events the expected yields for the W , Z and heavy flavour background components. The result is scaled by the ratio $\varepsilon_{\text{QCD}}/(1 - \varepsilon_{\text{QCD}})$ to determine the number of light QCD events in the signal region. The estimated background yields in the signal region are collected in Table 3 for same-sign and opposite-sign muons in Run 1 (2011 and 2012 combined) data. The uncertainty is dominated by the

Table 3 Extrapolated background yields in the signal region for same-sign and opposite-sign muon channels. The uncertainty is statistical

Background	Same sign	Opposite sign
$W \rightarrow \mu\nu$	1.8 ± 1.3	2.7 ± 1.6
$b\bar{b}$	1.7 ± 1.7	1.7 ± 1.7
$Z \rightarrow \mu\mu$	1.3 ± 0.6	2251 ± 161
light QCD	0.3 ± 1.4	3.1 ± 5.4

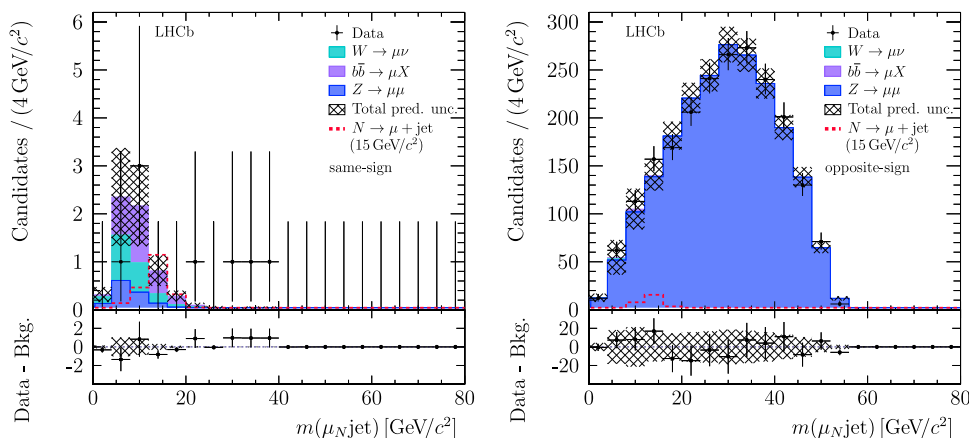
limited size of the simulated samples. The background predictions are tested in validation regions. These are defined by inverting one by one the requirements of Table 1 defining the signal region. The results are found to be in good agreement with the data.

The templates for both signal and background contributions are determined from simulation. The light QCD background is assumed to have the same shape as the $b\bar{b}$ background and therefore a single component is included in the fit for both.

4.4 Results

The number of events observed in data in the signal region amounts to 8 and 2147 for same-sign and opposite-sign

Fig. 4 Distributions of the invariant mass $m(\mu_N \text{ jet})$ for (left) same-sign and (right) opposite-sign muons. The signal component corresponds to a $15 \text{ GeV}/c^2$ neutrino



muons, respectively. A single fit to the Run 1 data is performed since the 2011 and 2012 templates are found to be compatible. The distributions of the invariant mass $m(\mu_N \text{ jet})$ for same-sign and opposite-sign muon data are shown in Fig. 4 with the fits for the $15 \text{ GeV}/c^2$ neutrino mass hypothesis superimposed. Upper limits at 95% confidence level on $\mathcal{B}(N \rightarrow \mu \text{ jet}) |V_{\mu N}|^2$ are set for each heavy-neutrino mass hypothesis using the CLs method [57] with a one-sided profile likelihood ratio [58] as test statistic. The upper limits as a function of heavy-neutrino mass are shown in Fig. 5. For the same-sign muons sample and neutrino mass in excess of $20 \text{ GeV}/c^2$, the measured limit is between 2 and 3.8 standard deviations above the expected limit. The worse limit obtained with respect to the expectation can be attributed to the four data candidates with $m(\mu \text{ jet})$ between 20 and $40 \text{ GeV}/c^2$. The value of the muon identification BDTs for three of the candidates are very close to the requirements, defined a priori with a blinded procedure, indicating that they are background-like and probably a QCD fluctuation. Each candidate has also a relatively large value for the missing transverse momentum in the event, which is not characteristic for the signal. Consequently, the excess at high mass is likely the result of an imperfectly modelled component of the background. For the opposite-sign muons samples, the

expected limit is a factor 5 to 10 worse due to the irreducible background from Drell–Yan processes, in agreement with expectations.

To set upper limits on the coupling, the results of Fig. 5 are scaled by $\mathcal{B}(N \rightarrow \mu \text{ jet}) = 0.51$, computed as described in Sect. 1 assuming $|V_{eN}|^2 = |V_{\tau N}|^2 = 0$. For the $5 \text{ GeV}/c^2$ heavy-neutrino mass hypothesis, at the limit set, the heavy neutrino is expected to be long-lived with a lifetime of 3.8 ps and 1.1 ps for same- and opposite-sign muons in the final states, respectively. Since this search targets prompt heavy neutrinos, the acceptance is corrected accordingly. The constraints on the coupling as a function of mass for the opposite- and same-sign muons final state, with and without the acceptance correction factor applied, are illustrated in Fig. 6.

5 Conclusion

A search for a prompt heavy neutrino in the decay $N \rightarrow \mu \text{ jet}$ is performed using data from proton–proton collisions recorded by the LHCb experiment, corresponding to a total integrated luminosity of 3 fb^{-1} . No evidence for heavy neutrinos is observed and limits of the order of 10^{-4} and 10^{-3} are set as a function of heavy-neutrino mass

Fig. 5 Expected (dashed line) and observed (solid line) upper limit on $\mathcal{B}(N \rightarrow \mu \text{ jet}) |V_{\mu N}|^2$ at 95% CL for (left) the same-sign muons sample and (right) the opposite-sign muons sample. The light and dark green bands show the 1σ and 2σ uncertainties, respectively, on the expected upper limits

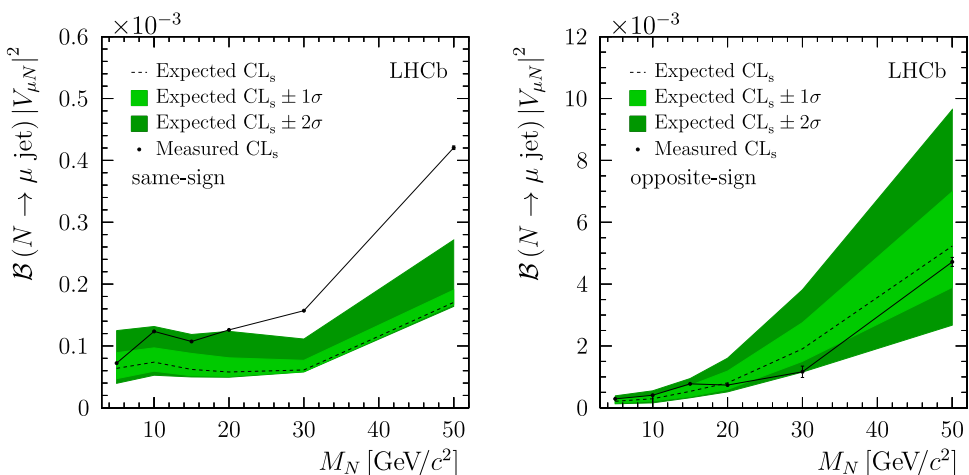
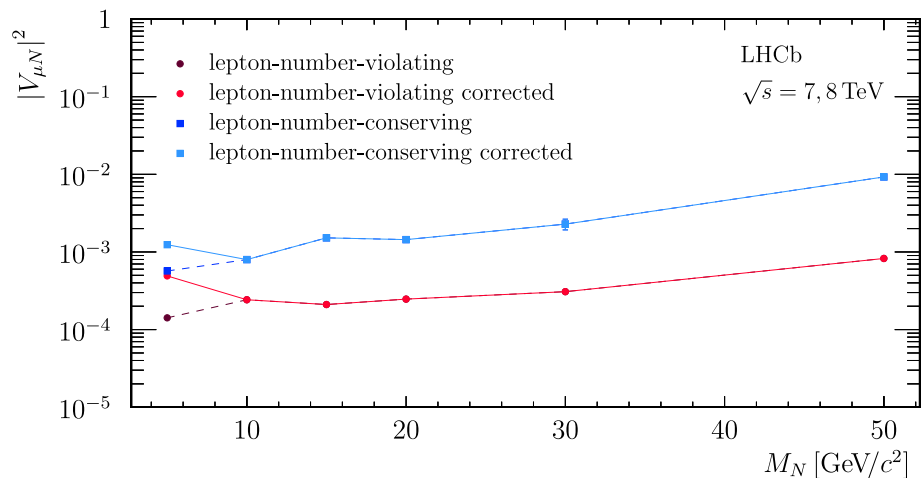


Fig. 6 Observed upper limit on the mixing parameter $|V_{\mu N}|^2$ between a heavy neutrino and a muon neutrino in the mass range 5–50 GeV/ c^2 for same-sign and opposite-sign muons in the final states with and without lifetime correction



for lepton-number-conserving and lepton-number-violating decays, respectively. An upwards fluctuation is present in the lepton-number-violating case, which is likely ascribable to an imperfectly modelled component of the background. These represent the first limits on the coupling to a heavy neutrino in the mass range 5–50 GeV/ c^2 at LHCb. For the first time the signature of two muons and a low mass jet has been probed for heavy neutrinos with mass lower than 20 GeV/ c^2 . Furthermore, this is the first limit on lepton-number-conserving decays of a prompt heavy neutrino in the mass range of interest. The observed limits on lepton-number-violating decays are not yet competitive with the existing limits [4, 18, 19]. With an integrated luminosity of 50 fb $^{-1}$, a better sensitivity than the current most stringent limit could be reached for the same-sign muons channel. While this analysis targets prompt heavy-neutrino decays, better sensitivity for low heavy-neutrino masses can be achieved by including long-lived signatures.

Acknowledgements We would like to thank Dr. Brian Shuve of the Harvey Mudd College for the help with the event generation model and for cross-checking the calculations shown in Fig. 1. We express our gratitude to our colleagues in the CERN accelerator departments for the excellent performance of the LHC. We thank the technical and administrative staff at the LHCb institutes. We acknowledge support from CERN and from the national agencies: CAPES, CNPq, FAPERJ and FINEP (Brazil); MOST and NSFC (China); CNRS/IN2P3 (France); BMBF, DFG and MPG (Germany); INFN (Italy); NWO (Netherlands); MNiSW and NCN (Poland); MEN/IFA (Romania); MSHE (Russia); MICINN (Spain); SNSF and SER (Switzerland); NASU (Ukraine); STFC (United Kingdom); DOE NP and NSF (USA). We acknowledge the computing resources that are provided by CERN, IN2P3 (France), KIT and DESY (Germany), INFN (Italy), SURF (Netherlands), PIC (Spain), GridPP (United Kingdom), RRCKI and Yandex LLC (Russia), CSCS (Switzerland), IFIN-HH (Romania), CBPF (Brazil), PL-GRID (Poland) and OSC (USA). We are indebted to the communities behind the multiple open-source software packages on which we depend. Individual groups or members have received support from AvH Foundation (Germany); EPLANET, Marie Skłodowska-Curie Actions and ERC (European Union); A*MIDEX, ANR, Labex P2IO and OCEVU, and Région Auvergne-Rhône-Alpes (France); Key Research Program of Frontier Sciences of CAS, CAS PIFI, Thousand Talents Program, and Sci. & Tech. Program of Guangzhou (China); RFBR, RSF and Yan-

dex LLC (Russia); GVA, XuntaGal and GENCAT (Spain); the Royal Society and the Leverhulme Trust (United Kingdom).

Data Availability Statement This manuscript has no associated data or the data will not be deposited. [Authors' comment: All LHCb scientific output is published in journals, with preliminary results made available in Conference Reports. All are Open Access, without restriction on use beyond the standard conditions agreed by CERN. Data associated to the plots in this publication as well as in supplementary materials are made available on the CERN document server at <https://cds.cern.ch/record/2744120>. This information is taken from the LHCb External Data Access Policy which can be downloaded at <http://opendata.cern.ch/record/41>.]

Open Access This article is licensed under a Creative Commons Attribution 4.0 International License, which permits use, sharing, adaptation, distribution and reproduction in any medium or format, as long as you give appropriate credit to the original author(s) and the source, provide a link to the Creative Commons licence, and indicate if changes were made. The images or other third party material in this article are included in the article's Creative Commons licence, unless indicated otherwise in a credit line to the material. If material is not included in the article's Creative Commons licence and your intended use is not permitted by statutory regulation or exceeds the permitted use, you will need to obtain permission directly from the copyright holder. To view a copy of this licence, visit <http://creativecommons.org/licenses/by/4.0/>.

Funded by SCOAP 3 .

References

1. R.N. Mohapatra, G. Senjanović, Neutrino mass and spontaneous parity nonconservation. *Phys. Rev. Lett.* **44**, 912 (1980). <https://doi.org/10.1103/PhysRevLett.44.912>
2. T. Yanagida, Horizontal gauge symmetry and masses of neutrinos. *Conf. Proc. C* **7902131**, 95 (1979)
3. M. Gell-Mann, P. Ramond, R. Slansky, in *Complex Spinors and Unified Theories*, ed. by P. van Nieuwenhuizen, D.Z. Freedman (North Holland Publishing Company, Amsterdam, 1979). [arXiv:1306.4669](https://arxiv.org/abs/1306.4669)
4. DELPHI Collaboration, P. Abreu et al., Search for neutral heavy leptons produced in Z decays. *Z. Phys. C* **74**, 57 (1997). <https://doi.org/10.1007/s002880050370> [Erratum: *Z. Phys. C* **75**, 580 (1997)]
5. ATLAS Collaboration, G. Aad et al., Inclusive search for same-sign dilepton signatures in pp collisions at $\sqrt{s} = 7$ TeV with the

- ATLAS detector. *JHEP* **10**, 107 (2011). [https://doi.org/10.1007/JHEP10\(2011\)107](https://doi.org/10.1007/JHEP10(2011)107). arXiv:1108.0366
6. ATLAS Collaboration, G. Aad et al., Search for heavy neutrinos and right-handed W bosons in events with two leptons and jets in pp collisions at $\sqrt{s} = 7$ TeV with the ATLAS detector. *Eur. Phys. J. C* **72**, 2056 (2012). <https://doi.org/10.1140/epjc/s10052-012-2056-4>. arXiv:1203.5420
 7. ATLAS Collaboration, G. Aad et al., Search for heavy Majorana neutrinos with the ATLAS detector in pp collisions at $\sqrt{s} = 8$ TeV. *JHEP* **07**, 162 (2015). [https://doi.org/10.1007/JHEP07\(2015\)162](https://doi.org/10.1007/JHEP07(2015)162). arXiv:1506.06020
 8. ATLAS Collaboration, M. Aaboud et al., Search for heavy Majorana or Dirac neutrinos and right-handed W gauge bosons in final states with two charged leptons and two jets at $\sqrt{s} = 13$ TeV with the ATLAS detector. *JHEP* **01**, 016 (2019). [https://doi.org/10.1007/JHEP01\(2019\)016](https://doi.org/10.1007/JHEP01(2019)016). arXiv:1809.11105
 9. ATLAS Collaboration, M. Aaboud et al., Search for a right-handed gauge boson decaying into a high-momentum heavy neutrino and a charged lepton in pp collisions with the ATLAS detector at $\sqrt{s} = 13$ TeV. *Phys. Lett. B* **798**, 134942 (2019). <https://doi.org/10.1016/j.physletb.2019.134942>. arXiv:1904.12679
 10. CMS Collaboration, A.M. Sirunyan et al., Search for heavy neutrinos and third-generation leptoquarks in hadronic states of two τ leptons and two jets in proton–proton collisions at $\sqrt{s} = 13$ TeV. *JHEP* **03**, 170 (2019). [https://doi.org/10.1007/JHEP03\(2019\)170](https://doi.org/10.1007/JHEP03(2019)170). arXiv:1811.00806
 11. CMS Collaboration, A.M. Sirunyan et al., Search for a heavy right-handed W boson and a heavy neutrino in events with two same-flavor leptons and two jets at $\sqrt{s} = 13$ TeV. *JHEP* **05**, 148 (2018). [https://doi.org/10.1007/JHEP05\(2018\)148](https://doi.org/10.1007/JHEP05(2018)148). arXiv:1803.11116
 12. CMS Collaboration, V. Khachatryan et al., Search for heavy Majorana neutrinos in $ee+$ jets and $e\mu+$ jets events in proton–proton collisions at $\sqrt{s} = 8$ TeV. *JHEP* **04**, 169 (2016). [https://doi.org/10.1007/JHEP04\(2016\)169](https://doi.org/10.1007/JHEP04(2016)169). arXiv:1603.02248
 13. CMS Collaboration, V. Khachatryan et al., Search for heavy Majorana neutrinos in $\mu^\pm\mu^\pm+$ jets events in proton–proton collisions at $\sqrt{s} = 8$ TeV. *Phys. Lett. B* **748**, 144 (2015). <https://doi.org/10.1016/j.physletb.2015.06.070>. arXiv:1501.05566
 14. CMS Collaboration, V. Khachatryan et al., Search for heavy neutrinos and W bosons with right-handed couplings in proton–proton collisions at $\sqrt{s} = 8$ TeV. *Eur. Phys. J. C* **74**, 3149 (2014). <https://doi.org/10.1140/epjc/s10052-014-3149-z>. arXiv:1407.3683
 15. CMS Collaboration, S. Chatrchyan et al., Search for heavy neutrinos and W_R bosons with right-handed couplings in a left-right symmetric model in pp collisions at $\sqrt{s} = 7$ TeV. *Phys. Rev. Lett.* **109**, 261802 (2012). <https://doi.org/10.1103/PhysRevLett.109.261802>. arXiv:1210.2402
 16. CMS Collaboration, S. Chatrchyan et al., Search for heavy Majorana neutrinos in $\mu^\pm\mu^\pm+$ jets and $e^\pm e^\pm+$ jets events in pp collisions at $\sqrt{s} = 7$ TeV. *Phys. Lett. B* **717**, 109 (2012). <https://doi.org/10.1016/j.physletb.2012.09.012>. arXiv:1207.6079
 17. CMS Collaboration, A.M. Sirunyan et al., Search for heavy Majorana neutrinos in same-sign dilepton channels in proton–proton collisions at $\sqrt{s} = 13$ TeV. *JHEP* **01**, 122 (2019). [https://doi.org/10.1007/JHEP01\(2019\)122](https://doi.org/10.1007/JHEP01(2019)122). arXiv:1806.10905
 18. ATLAS Collaboration, G. Aad et al., Search for heavy neutral leptons in decays of W bosons produced in 13 TeV pp collisions using prompt and displaced signatures with the ATLAS detector. *JHEP* **10**, 265 (2019). [https://doi.org/10.1007/JHEP10\(2019\)265](https://doi.org/10.1007/JHEP10(2019)265). arXiv:1905.09787
 19. CMS Collaboration, A.M. Sirunyan et al., Search for heavy neutral leptons in events with three charged leptons in proton–proton collisions at $\sqrt{s} = 13$ TeV. *Phys. Rev. Lett.* **120**, 221801 (2018). <https://doi.org/10.1103/PhysRevLett.120.221801>. arXiv:1802.02965
 20. M. Dittmar, A. Santamaria, M.C. Gonzalez-Garcia, J.W.F. Valle, Production mechanisms and signatures of isosinglet neutral heavy leptons in Z^0 decays. *Nucl. Phys. B* **332**, 1 (1990). [https://doi.org/10.1016/0550-3213\(90\)90028-C](https://doi.org/10.1016/0550-3213(90)90028-C)
 21. J.C. Helo, S. Kovalenko, I. Schmidt, On sterile neutrino mixing with ν_τ . *Phys. Rev. D* **84**, 053008 (2011). <https://doi.org/10.1103/PhysRevD.84.053008> (arXiv:1105.3019)
 22. J.C. Helo, S. Kovalenko, I. Schmidt, Sterile neutrinos in lepton number and lepton flavor violating decays. *Nucl. Phys. B* **853**, 80 (2011). <https://doi.org/10.1016/j.nuclphysb.2011.07.020> (arXiv:1005.1607)
 23. N. Cabibbo, Unitary symmetry and leptonic decays. *Phys. Rev. Lett.* **10**, 531 (1963). <https://doi.org/10.1103/PhysRevLett.10.531>
 24. M. Kobayashi, T. Maskawa, CP-violation in the renormalizable theory of weak interaction. *Prog. Theor. Phys.* **49**, 652 (1973). <https://doi.org/10.1143/PTP.49.652>
 25. LHCb Collaboration, R. Aaij et al., Precision luminosity measurements at LHCb. *JINST* **9**, P12005 (2014). <https://doi.org/10.1088/1748-0221/9/12/P12005>. arXiv:1410.0149
 26. LHCb Collaboration, A.A. Alves Jr. et al., The LHCb detector at the LHC. *JINST* **3**, S08005 (2008). <https://doi.org/10.1088/1748-0221/3/08/S08005>
 27. LHCb Collaboration, R. Aaij et al., LHCb detector performance. *Int. J. Mod. Phys. A* **30**, 1530022 (2015). <https://doi.org/10.1142/S0217751X15300227>. arXiv:1412.6352
 28. R. Aaij et al., Performance of the LHCb vertex locator. *JINST* **9**, P09007 (2014). <https://doi.org/10.1088/1748-0221/9/09/P09007> (arXiv:1405.7808)
 29. R. Arink et al., Performance of the LHCb outer tracker. *JINST* **9**, P01002 (2014). <https://doi.org/10.1088/1748-0221/9/01/P01002> (arXiv:1311.3893)
 30. M. Adinolfi et al., Performance of the LHCb RICH detector at the LHC. *Eur. Phys. J. C* **73**, 2431 (2013). <https://doi.org/10.1140/epjc/s10052-013-2431-9> (arXiv:1211.6759)
 31. A.A. Alves Jr. et al., Performance of the LHCb muon system. *JINST* **8**, P02022 (2013). <https://doi.org/10.1088/1748-0221/8/02/P02022> (arXiv:1211.1346)
 32. R. Aaij et al., The LHCb trigger and its performance in 2011. *JINST* **8**, P04022 (2013). <https://doi.org/10.1088/1748-0221/8/04/P04022> (arXiv:1211.3055)
 33. B. Batell, M. Pospelov, B. Shuve, Shedding light on neutrino masses with dark forces. *JHEP* **08**, 052 (2016). [https://doi.org/10.1007/JHEP08\(2016\)052](https://doi.org/10.1007/JHEP08(2016)052). arXiv:1604.06099
 34. J. Alwall et al., The automated computation of tree-level and next-to-leading order differential cross sections, and their matching to parton shower simulations. *JHEP* **07**, 079 (2014). [https://doi.org/10.1007/jhep07\(2014\)079](https://doi.org/10.1007/jhep07(2014)079) (arXiv:1405.0301)
 35. R. Frederix et al., The automation of next-to-leading order electroweak calculations. *JHEP* **07**, 185 (2018). [https://doi.org/10.1007/JHEP07\(2018\)185](https://doi.org/10.1007/JHEP07(2018)185). arXiv:1804.10017
 36. T. Sjöstrand, S. Mrenna, P. Skands, A brief introduction to PYTHIA 8.1. *Comput. Phys. Commun.* **178**, 852 (2008). <https://doi.org/10.1016/j.cpc.2008.01.036>. arXiv:0710.3820
 37. I. Belyaev et al., Handling of the generation of primary events in Gauss, the LHCb simulation framework. *J. Phys. Conf. Ser.* **331**, 032047 (2011). <https://doi.org/10.1088/1742-6596/331/3/032047>
 38. D.J. Lange, The EvtGen particle decay simulation package. *Nucl. Instrum. Methods A* **462**, 152 (2001). [https://doi.org/10.1016/S0168-9002\(01\)00089-4](https://doi.org/10.1016/S0168-9002(01)00089-4)
 39. P. Golonka, Z. Was, PHOTOS Monte Carlo: a precision tool for QED corrections in Z and W decays. *Eur. Phys. J. C* **45**, 97 (2006). <https://doi.org/10.1140/epjc/s2005-02396-4> (arXiv:hep-ph/0506026)
 40. Geant4 Collaboration, J. Allison et al., Geant4 developments and applications. *IEEE Trans. Nucl. Sci.* **53**, 270 (2006)
 41. Geant4 Collaboration, S. Agostinelli et al., Geant4: a simulation toolkit. *Nucl. Instrum. Methods A* **506**, 250 (2003)

42. M. Clemencic et al., The LHCb simulation application, Gauss: design, evolution and experience. *J. Phys. Conf. Ser.* **331**, 032023 (2011). <https://doi.org/10.1088/1742-6596/331/3/032023>
43. S. Camarda et al., DYTurbo: fast predictions for Drell-Yan processes. *Eur. Phys. J. C* **80**, 251 (2020). <https://doi.org/10.1140/epjc/s10052-020-7757-5>. [arXiv:1910.07049](https://arxiv.org/abs/1910.07049) [Erratum: *Eur. Phys. J. C* **80**, 440 (2020)]
44. LHCb Collaboration, R. Aaij et al., Study of forward Z+jet production in pp collisions at $\sqrt{s} = 7$ TeV. *JHEP* **01**, 033 (2014). [https://doi.org/10.1007/JHEP01\(2014\)033](https://doi.org/10.1007/JHEP01(2014)033). [arXiv:1310.8197](https://arxiv.org/abs/1310.8197)
45. M. Cacciari, G.P. Salam, G. Soyez, The anti- k_t jet clustering algorithm. *JHEP* **04**, 063 (2008). <https://doi.org/10.1088/1126-6708/2008/04/063> ([arXiv:0802.1189](https://arxiv.org/abs/0802.1189))
46. Particle Data Group, P.A. Zyla et al., Review of particle physics. *Prog. Theor. Exp. Phys.* **2020**, 083C01 (2020). <https://doi.org/10.1093/ptep/ptaa104>
47. L. Breiman, J.H. Friedman, R.A. Olshen, C.J. Stone, *Classification and Regression Trees* (Wadsworth International Group, Belmont, 1984)
48. B.P. Roe et al., Boosted decision trees as an alternative to artificial neural networks for particle identification. *Nucl. Instrum. Methods A* **543**, 577 (2005). <https://doi.org/10.1016/j.nima.2004.12.018>. [arXiv:physics/0408124](https://arxiv.org/abs/physics/0408124)
49. Y. Freund, R.E. Schapire, A decision-theoretic generalization of on-line learning and an application to boosting. *J. Comput. Syst. Sci.* **55**, 119 (1997). <https://doi.org/10.1006/jcss.1997.1504>
50. J. Stevens, M. Williams, uBoost: a boosting method for producing uniform selection efficiencies from multivariate classifiers. *JINST* **8**, P12013 (2013). <https://doi.org/10.1088/1748-0221/8/12/P12013> ([arXiv:1305.7248](https://arxiv.org/abs/1305.7248))
51. A. Blum, A. Kalai, J. Langford, Beating the hold-out: bounds for k-fold and progressive cross-validation, in *Proceedings of the Twelfth Annual Conference on Computational Learning Theory*, COLT '99, New York, NY, USA (ACM, 1999), pp. 203–208. <https://doi.org/10.1145/307400.307439>
52. G. Punzi, Sensitivity of searches for new signals and its optimization. *eConf* **C030908**, MODT002 (2003). [arXiv:physics/0308063](https://arxiv.org/abs/physics/0308063)
53. LHCb Collaboration, R. Aaij et al., Measurement of forward W and Z boson production in pp collisions at $\sqrt{s} = 8$ TeV. *JHEP* **01**, 155 (2016). [https://doi.org/10.1007/JHEP01\(2016\)155](https://doi.org/10.1007/JHEP01(2016)155). [arXiv:1511.08039](https://arxiv.org/abs/1511.08039)
54. LHCb Collaboration, R. Aaij et al., Measurement of the Z + b-jet cross-section in pp collisions at $\sqrt{s} = 7$ TeV in the forward region. *JHEP* **01**, 064 (2015). [https://doi.org/10.1007/JHEP01\(2015\)064](https://doi.org/10.1007/JHEP01(2015)064). [arXiv:1411.1264](https://arxiv.org/abs/1411.1264)
55. LHCb Collaboration, R. Aaij et al., Study of W boson production in association with beauty and charm. *Phys. Rev. D* **92**, 052012 (2015). <https://doi.org/10.1103/PhysRevD.92.052001>. [arXiv:1505.04051](https://arxiv.org/abs/1505.04051)
56. LHCb Collaboration, R. Aaij et al., Measurement of forward W and Z boson production in association with jets in proton–proton collisions at $\sqrt{s} = 8$ TeV. *JHEP* **05**, 131 (2016). [https://doi.org/10.1007/JHEP05\(2016\)131](https://doi.org/10.1007/JHEP05(2016)131). [arXiv:1605.00951](https://arxiv.org/abs/1605.00951)
57. A.L. Read, Presentation of search results: the CL(s) technique. *J. Phys.* **G28**, 2693 (2002). <https://doi.org/10.1088/0954-3899/28/10/313>
58. G. Cowan, K. Cranmer, E. Gross, O. Vitells, Asymptotic formulae for likelihood-based tests of new physics. *Eur. Phys. J. C* **71**, 1554 (2011). <https://doi.org/10.1140/epjc/s10052-011-1554-0>. [arXiv:1007.1727](https://arxiv.org/abs/1007.1727) [Erratum: *Eur. Phys. J. C* **73**, 2501 (2013)]

LHCb Collaboration

R. Aaij³¹, C. Abellán Beteta⁴⁹, T. Ackernley⁵⁹, B. Adeva⁴⁵, M. Adinolfi⁵³, H. Afsharnia⁹, C. A. Aidala⁸⁴, S. Aiola²⁵, Z. Ajaltouni⁹, S. Akar⁶⁴, J. Albrecht¹⁴, F. Alessio⁴⁷, M. Alexander⁵⁸, A. Alfonso Alberro⁴⁴, Z. Aliouche⁶¹, G. Alkhazov³⁷, P. Alvarez Cartelle⁴⁷, S. Amato², Y. Amhis¹¹, L. An²¹, L. Anderlini²¹, A. Andreianov³⁷, M. Andreotti²⁰, F. Archilli¹⁶, A. Artamonov⁴³, M. Artuso⁶⁷, K. Arzymatov⁴¹, E. Aslanides¹⁰, M. Atzeni⁴⁹, B. Audurier¹¹, S. Bachmann¹⁶, M. Bachmayer⁴⁸, J. J. Back⁵⁵, S. Baker⁶⁰, P. Baladron Rodriguez⁴⁵, V. Balagura¹¹, W. Baldini²⁰, J. Baptista Leite¹, R. J. Barlow⁶¹, S. Barsuk¹¹, W. Barter⁶⁰, M. Bartolini^{23,i}, F. Baryshnikov⁸⁰, J. M. Basels¹³, G. Bassi²⁸, B. Batsukh⁶⁷, A. Battig¹⁴, A. Bay⁴⁸, M. Becker¹⁴, F. Bedeschi²⁸, I. Bediaga¹, A. Beiter⁶⁷, V. Belavin⁴¹, S. Belin²⁶, V. Bellee⁴⁸, K. Belous⁴³, I. Belov³⁹, I. Belyaev³⁸, G. Bencivenni²², E. Ben-Haim¹², A. Berezhnoy³⁹, R. Bernet⁴⁹, D. Berninghoff¹⁶, H. C. Bernstein⁶⁷, C. Bertella⁴⁷, E. Bertholet¹², A. Bertolin²⁷, C. Betancourt⁴⁹, F. Betti^{19,e}, M. O. Bettler⁵⁴, I. Bezshyiko⁴⁹, S. Bhasin⁵³, J. Bhom³³, L. Bian⁷², M. S. Bieker¹⁴, S. Bifani⁵², P. Billoir¹², M. Birch⁶⁰, F. C. R. Bishop⁵⁴, A. Bizzeti^{21,s}, M. Bjørn⁶², M. P. Blago⁴⁷, T. Blake⁵⁵, F. Blanc⁴⁸, S. Blusk⁶⁷, D. Bobulska⁵⁸, V. Bocci³⁰, J. A. Boelhauve¹⁴, O. Boente Garcia⁴⁵, T. Boettcher⁶³, A. Boldyrev⁸¹, A. Bondar^{42,v}, N. Bondar³⁷, S. Borghi⁶¹, M. Borisyak⁴¹, M. Borsato¹⁶, J. T. Borsuk³³, S. A. Bouchiba⁴⁸, T. J. V. Bowcock⁵⁹, A. Boyer⁴⁷, C. Bozzi²⁰, M. J. Bradley⁶⁰, S. Braun⁶⁵, A. Brea Rodriguez⁴⁵, M. Brodski⁴⁷, J. Brodzicka³³, A. Brossa Gonzalo⁵⁵, D. Brundu²⁶, A. Buonaura⁴⁹, C. Burr⁴⁷, A. Bursche²⁶, A. Butkevich⁴⁰, J. S. Butter³¹, J. Buytaert⁴⁷, W. Byczynski⁴⁷, S. Cadeddu²⁶, H. Cai⁷², R. Calabrese^{20,g}, L. Calefice¹⁴, L. Calero Diaz²², S. Cali²², R. Calladine⁵², M. Calvi^{24,j}, M. Calvo Gomez⁸³, P. Camargo Magalhaes⁵³, A. Camboni⁴⁴, P. Campana²², D. H. Campora Perez⁴⁷, A. F. Campoverde Quezada⁵, S. Capelli^{24,j}, L. Capriotti^{19,e}, A. Carbone^{19,e}, G. Carboni²⁹, R. Cardinale^{23,i}, A. Cardini²⁶, I. Carli⁶, P. Carniti^{24,j}, L. Carus¹³, K. Carvalho Akiba³¹, A. Casais Vidal⁴⁵, G. Casse⁵⁹, M. Cattaneo⁴⁷, G. Cavallero⁴⁷, S. Celani⁴⁸, J. Cerasoli¹⁰, A. J. Chadwick⁵⁹, M. G. Chapman⁵³, M. Charles¹², Ph. Charpentier⁴⁷, G. Chatzikonstantinidis⁵², C. A. Chavez Barajas⁵⁹, M. Chefdeville⁸, C. Chen³, S. Chen²⁶, A. Chernov³³, S.-G. Chitic⁴⁷, V. Chobanova⁴⁵, S. Cholak⁴⁸, M. Chruszcz³³, A. Chubykin³⁷, V. Chulikov³⁷, P. Ciambone²², M. F. Cicala⁵⁵, X. Cid Vidal⁴⁵, G. Ciezarek⁴⁷, P. E. L. Clarke⁵⁷, M. Clemencic⁴⁷, H. V. Cliff⁵⁴, J. Closier⁴⁷, J. L. Cobbledick⁶¹, V. Coco⁴⁷, J. A. B. Coelho¹¹, J. Cogan¹⁰, E. Cogneras⁹, L. Cojocariu³⁶, P. Collins⁴⁷, T. Colombo⁴⁷, L. Congedo¹⁸, A. Contu²⁶, N. Cooke⁵², G. Coombs⁵⁸, G. Corti⁴⁷, C. M. Costa Sobral⁵⁵, B. Couturier⁴⁷, D. C. Craik⁶³, J. Crkovašková⁶⁶, M. Cruz Torres¹, R. Currie⁵⁷, C. L. Da Silva⁶⁶, E. Dall'Occo¹⁴, J. Dalseno⁴⁵, C. D'Ambrosio⁴⁷, A. Danilina³⁸, P. d'Argent⁴⁷, A. Davis⁶¹, O. De Aguiar Francisco⁶¹, K. De Bruyn⁷⁷, S. De Capua⁶¹, M. De Cian⁴⁸, J. M. De Miranda¹, L. De Paula², M. De Serio^{18,d}, D. De Simone⁴⁹, P. De Simone²², J. A. de Vries⁷⁸, C. T. Dean⁶⁶, W. Dean⁸⁴, D. Decamp⁸, L. Del Buono¹², B. Delaney⁵⁴, H.-P. Dembinski¹⁴, A. Dendek³⁴, V. Denysenko⁴⁹, D. Derkach⁸¹, O. Deschamps⁹, F. Desse¹¹, F. Dettori^{26,f}, B. Dey⁷², P. Di Nezza²², S. Didenko⁸⁰, L. Dieste Maronas⁴⁵, H. Dijkstra⁴⁷, V. Dobishuk⁵¹, A. M. Donohoe¹⁷, F. Dordei²⁶, M. Dorigo^{28,w}, A. C. dos Reis¹, L. Douglas⁵⁸, A. Dovbnya⁵⁰, A. G. Downes⁸, K. Dreimanis⁵⁹, M. W. Dudek³³, L. Dufour⁴⁷, V. Duk⁷⁶, P. Durante⁴⁷, J. M. Durham⁶⁶, D. Dutta⁶¹, M. Dziewiecki¹⁶, A. Dziurda³³, A. Dzyuba³⁷, S. Easo⁵⁶, U. Egede⁶⁸, V. Egorychev³⁸, S. Eidelman^{42,v}, S. Eisenhardt⁵⁷, S. Ek-In⁴⁸, L. Eklund⁵⁸, S. Ely⁶⁷, A. Ene³⁶, E. Eppe⁶⁶, S. Escher¹³, J. Eschle⁴⁹, S. Esen³¹, T. Evans⁴⁷, A. Falabella¹⁹, J. Fan³, Y. Fan⁵, B. Fang⁷², N. Farley⁵², S. Farry⁵⁹, D. Fazzini^{24,j}, P. Fedin³⁸, M. Féo⁴⁷, P. Fernandez Declara⁴⁷, A. Fernandez Prieto⁴⁵, J. M. Fernandez-tenllado Arribas⁴⁴, F. Ferrari^{19,e}, L. Ferreira Lopes⁴⁸, F. Ferreira Rodrigues², S. Ferreres Sole³¹, M. Ferrillo⁴⁹, M. Ferro-Luzzi⁴⁷, S. Filippov⁴⁰, R. A. Fini¹⁸, M. Fiorini^{20,g}, M. Firlej³⁴, K. M. Fischer⁶², C. Fitzpatrick⁶¹, T. Fiutowski³⁴, F. Fleuret^{11,b}, M. Fontana⁴⁷, F. Fontanelli^{23,i}, R. Forty⁴⁷, V. Franco Lima⁵⁹, M. Franco Sevilla⁶⁵, M. Frank⁴⁷, E. Franzoso²⁰, G. Frau¹⁶, C. Frei⁴⁷, D. A. Friday⁵⁸, J. Fu²⁵, Q. Fuehring¹⁴, W. Funk⁴⁷, E. Gabriel³¹, T. Gaintseva⁴¹, A. Gallas Torreira⁴⁵, D. Galli^{19,e}, S. Gallorini²⁷, S. Gambetta⁵⁷, Y. Gan³, M. Gandelman², P. Gandini²⁵, Y. Gao⁴, M. Garau²⁶, L. M. Garcia Martin⁵⁵, P. Garcia Moreno⁴⁴, J. García Pardiñas⁴⁹, B. Garcia Plana⁴⁵, F. A. Garcia Rosales¹¹, L. Garrido⁴⁴, D. Gascon⁴⁴, C. Gaspar⁴⁷, R. E. Geertsema³¹, D. Gerick¹⁶, L. L. Gerken¹⁴, E. Gersabeck⁶¹, M. Gersabeck⁶¹, T. Gershon⁵⁵, D. Gerstel¹⁰, Ph. Ghez⁸, V. Gibson⁵⁴, M. Giovannetti^{22,k}, A. Gioventù⁴⁵, P. Gironella Gironell⁴⁴, L. Giubega³⁶, C. Giuliano^{20,g}, K. Gizdov⁵⁷, E. L. Gkougkousis⁴⁷, V. V. Gligorov¹², C. Göbel⁶⁹, E. Golobardes⁸³, D. Golubkov³⁸, A. Golutvin^{60,80}, A. Gomes^{1,a}, S. Gomez Fernandez⁴⁴, F. Goncalves Abrantes⁶⁹, M. Goncerz³³, G. Gong³, P. Gorbounov³⁸, I. V. Gorelov³⁹, C. Gotti^{24,j}, E. Govorkova³¹, J. P. Grabowski¹⁶, R. Graciani Diaz⁴⁴, T. Grammatico¹², L. A. Granado Cardoso⁴⁷, E. Graugés⁴⁴, E. Graverini⁴⁸, G. Graziani²¹, A. Greco³⁶, L. M. Greeven³¹, P. Griffith²⁰, L. Grillo⁶¹, S. Gromov⁸⁰, L. Gruber⁴⁷, B. R. Gruber Cazon⁶², C. Gu³, M. Guarise²⁰, P. A. Günther¹⁶, E. Gushchin⁴⁰, A. Guth¹³, Y. Guz^{43,47}, T. Gys⁴⁷, T. Hadavizadeh⁶⁸, G. Haefeli⁴⁸, C. Haen⁴⁷, J. Haimberger⁴⁷, S. C. Haines⁵⁴, T. Halewood-leagas⁵⁹, P. M. Hamilton⁶⁵, Q. Han⁷, X. Han¹⁶, T. H. Hancock⁶², S. Hansmann-Menzemer¹⁶, N. Harnew⁶², T. Harrison⁵⁹, C. Hasse⁴⁷, M. Hatch⁴⁷, J. He⁵, M. Hecker⁶⁰, K. Heijhoff³¹, K. Heinicke¹⁴, A. M. Hennequin⁴⁷, K. Hennessy⁵⁹, L. Henry^{25,46}, J. Heuel¹³, A. Hicheur², D. Hill⁶², M. Hilton⁶¹,

S. E. Hollitt¹⁴, P. H. Hopchev⁴⁸, J. Hu¹⁶, J. Hu⁷¹, W. Hu⁷, W. Huang⁵, X. Huang⁷², W. Hulsbergen³¹, R. J. Hunter⁵⁵, M. Hushchyn⁸¹, D. Hutchcroft⁵⁹, D. Hynds³¹, P. Ibis¹⁴, M. Idzik³⁴, D. Ilin³⁷, P. Ilten⁵², A. Inglessi³⁷, A. Ishteev⁸⁰, K. Ivshin³⁷, R. Jacobsson⁴⁷, S. Jakobsen⁴⁷, E. Jans³¹, B. K. Jashal⁴⁶, A. Jawahery⁶⁵, V. Jevtic¹⁴, M. Jezabek³³, F. Jiang³, M. John⁶², D. Johnson⁴⁷, C. R. Jones⁵⁴, T. P. Jones⁵⁵, B. Jost⁴⁷, N. Jurik⁴⁷, S. Kandybei⁵⁰, Y. Kang³, M. Karacson⁴⁷, J. M. Kariuki⁵³, N. Kazeev⁸¹, M. Kecke¹⁶, F. Keizer^{47,54}, M. Kenzie⁵⁵, T. Ketel³², B. Khanji⁴⁷, A. Kharisova⁸², S. Kholodenko⁴³, K. E. Kim⁶⁷, T. Kim¹³, V. S. Kirsebom⁴⁸, O. Kitouni⁶³, S. Klaver³¹, K. Klimaszewski³⁵, S. Koliiev⁵¹, A. Kondybayeva⁸⁰, A. Konoplyannikov³⁸, P. Kopciwicz³⁴, R. Kopecna¹⁶, P. Koppenburg³¹, M. Korolev³⁹, I. Kostiuik^{31,51}, O. Kot⁵¹, S. Kotriakhova^{30,37}, P. Kravchenko³⁷, L. Kravchuk⁴⁰, R. D. Krawczyk⁴⁷, M. Kreps⁵⁵, F. Kress⁶⁰, S. Kretzschmar¹³, P. Krokovny^{42,v}, W. Krupa³⁴, W. Krzemien³⁵, W. Kucewicz^{33,1}, M. Kucharczyk³³, V. Kudryavtsev^{42,v}, H. S. Kuindersma³¹, G. J. Kunde⁶⁶, T. Kvaratskheliya³⁸, D. Lacarrere⁴⁷, G. Lafferty⁶¹, A. Lai²⁶, A. Lampis²⁶, D. Lancierini⁴⁹, J. J. Lane⁶¹, R. Lane⁵³, G. Lanfranchi²², C. Langenbruch¹³, J. Langer¹⁴, O. Lantwin^{49,80}, T. Latham⁵⁵, F. Lazzari^{28,t}, R. Le Gac¹⁰, S. H. Lee⁸⁴, R. Lefèvre⁹, A. Leflat³⁹, S. Legotin⁸⁰, O. Leroy¹⁰, T. Lesiak³³, B. Leverington¹⁶, H. Li⁷¹, L. Li⁶², P. Li¹⁶, X. Li⁶⁶, Y. Li⁶, Y. Li⁶, Z. Li⁶⁷, X. Liang⁶⁷, T. Lin⁶⁰, R. Lindner⁴⁷, V. Lisovskyi¹⁴, R. Litvinov²⁶, G. Liu⁷¹, H. Liu⁵, S. Liu⁶, X. Liu³, A. Loi²⁶, J. Lomba Castro⁴⁵, I. Longstaff⁵⁸, J. H. Lopes², G. Loustau⁴⁹, G. H. Lovell⁵⁴, Y. Lu⁶, D. Lucchesi^{27,m}, S. Luchuk⁴⁰, M. Lucio Martinez³¹, V. Lukashenko³¹, Y. Luo³, A. Lupato⁶¹, E. Luppi^{20,g}, O. Lupton⁵⁵, A. Lusiani^{28,r}, X. Lyu⁵, L. Ma⁶, S. Maccolini^{19,e}, F. Machefert¹¹, F. Maciuc³⁶, V. Macko⁴⁸, P. Mackowiak¹⁴, S. Maddrell-Mander⁵³, O. Madejczyk³⁴, L. R. Madhan Mohan⁵³, O. Maev³⁷, A. Maevskiy⁸¹, D. Maisuzenko³⁷, M. W. Majewski³⁴, S. Malde⁶², B. Malecki⁴⁷, A. Malinin⁷⁹, T. Maltsev^{42,v}, H. Malygina¹⁶, G. Manca^{26,f}, G. Mancinelli¹⁰, R. Manera Escalero⁴⁴, D. Manuzzi^{19,e}, D. Marangotto^{25,o}, J. Maratas^{9,u}, J. F. Marchand⁸, U. Marconi¹⁹, S. Mariani^{21,47,h}, C. Marin Benito¹¹, M. Marinangeli⁴⁸, P. Marino⁴⁸, J. Marks¹⁶, P. J. Marshall⁵⁹, G. Martellotti³⁰, L. Martinazzoli^{47,j}, M. Martinelli^{24,j}, D. Martinez Santos⁴⁵, F. Martinez Vidal⁴⁶, A. Massafferri¹, M. Materok¹³, R. Matev⁴⁷, A. Mathad⁴⁹, Z. Mathe⁴⁷, V. Matiunin³⁸, C. Matteuzzi²⁴, K. R. Mattioli⁸⁴, A. Mauri³¹, E. Maurice^{11,b}, J. Mauricio⁴⁴, M. Mazurek³⁵, M. McCann⁶⁰, L. McConnell¹⁷, T. H. Mcgrath⁶¹, A. McNab⁶¹, R. McNulty¹⁷, J. V. Mead⁵⁹, B. Meadows⁶⁴, C. Meaux¹⁰, G. Meier¹⁴, N. Meinert⁷⁵, D. Melnychuk³⁵, S. Meloni^{24,j}, M. Merk^{31,78}, A. Merli²⁵, L. Meyer Garcia², M. Mikhasenko⁴⁷, D. A. Milanes⁷³, E. Millard⁵⁵, M. Milovanovic⁴⁷, M.-N. Minard⁸, L. Minzoni^{20,g}, S. E. Mitchell⁵⁷, B. Mitreska⁶¹, D. S. Mitzel⁴⁷, A. Mödden¹⁴, R. A. Mohammed⁶², R. D. Moise⁶⁰, T. Mombächer¹⁴, I. A. Monroy⁷³, S. Monteil⁹, M. Morandin²⁷, G. Morello²², M. J. Morello^{28,r}, J. Moron³⁴, A. B. Morris⁷⁴, A. G. Morris⁵⁵, R. Mountain⁶⁷, H. Mu³, F. Muheim⁵⁷, M. Mukherjee⁷, M. Mulder⁴⁷, D. Müller⁴⁷, K. Müller⁴⁹, C. H. Murphy⁶², D. Murray⁶¹, P. Muzzetto²⁶, P. Naik⁵³, T. Nakada⁴⁸, R. Nandakumar⁵⁶, T. Nanut⁴⁸, I. Nasteva², M. Needham⁵⁷, I. Neri^{20,g}, N. Neri^{25,o}, S. Neubert⁷⁴, N. Neufeld⁴⁷, R. Newcombe⁶⁰, T. D. Nguyen⁴⁸, C. Nguyen-Mau⁴⁸, E. M. Niel¹¹, S. Nieswand¹³, N. Nikitin³⁹, N. S. Nolte⁴⁷, C. Nunez⁸⁴, A. Oblakowska-Mucha³⁴, V. Obraztsov⁴³, D. P. O'Hanlon⁵³, R. Oldeman^{26,f}, M. E. Olivares⁶⁷, C. J. G. Onderwater⁷⁷, A. Ossowska³³, J. M. Otalora Goicochea², T. Ovsianikova³⁸, P. Owen⁴⁹, A. Oyanguren⁴⁶, B. Pagare⁵⁵, P. R. Pais⁴⁷, T. Pajero^{28,47,r}, A. Palano¹⁸, M. Palutan²², Y. Pan⁶¹, G. Panshin⁸², A. Papanestis⁵⁶, M. Pappagallo^{18,d}, L. L. Pappalardo^{20,g}, C. Pappenheimer⁶⁴, W. Parker⁶⁵, C. Parkes⁶¹, C. J. Parkinson⁴⁵, B. Passalacqua²⁰, G. Passaleva²¹, A. Pastore¹⁸, M. Patel⁶⁰, C. Patrignani^{19,e}, C. J. Pawley⁷⁸, A. Pearce⁴⁷, A. Pellegrino³¹, M. Pepe Altarelli⁴⁷, S. Perazzini¹⁹, D. Pereima³⁸, P. Perret⁹, K. Petridis⁵³, A. Petrolini^{23,i}, A. Petrov⁷⁹, S. Petrucci⁵⁷, M. Petruzzo²⁵, T. T. H. Pham⁶⁷, A. Philippov⁴¹, L. Pica²⁸, M. Piccini⁷⁶, B. Pietrzyk⁸, G. Pietrzyk⁴⁸, M. Pili⁶², D. Pinci³⁰, J. Pinzino⁴⁷, F. Pisani⁴⁷, A. Piucci¹⁶, Resmi P.K¹⁰, V. Placinta³⁶, S. Playfer⁵⁷, J. Plews⁵², M. Plo Casasus⁴⁵, F. Polci¹², M. Poli Lener²², M. Poliakov⁶⁷, A. Poluektov¹⁰, N. Polukhina^{80,c}, I. Polyakov⁶⁷, E. Polycarpo², G. J. Pomery⁵³, S. Ponce⁴⁷, A. Popov⁴³, D. Popov^{5,47}, S. Popov⁴¹, S. Poslavskii⁴³, K. Prasanth³³, L. Promberger⁴⁷, C. Prouve⁴⁵, V. Pugatch⁵¹, A. Puig Navarro⁴⁹, H. Pullen⁶², G. Punzi^{28,n}, W. Qian⁵, J. Qin⁵, R. Quagliani¹², B. Quintana⁸, N. V. Raab¹⁷, R. I. Rabadan Trejo¹⁰, B. Rachwal³⁴, J. H. Rademacker⁵³, M. Rama²⁸, M. Ramos Pernas⁵⁵, M. S. Rangel², F. Ratnikov^{41,81}, G. Raven³², M. Reboud⁸, F. Redi⁴⁸, F. Reiss¹², C. Remon Alepuz⁴⁶, Z. Ren³, V. Renaudin⁶², R. Ribatti²⁸, S. Ricciardi⁵⁶, D. S. Richards⁵⁶, K. Rinnert⁵⁹, P. Robbe¹¹, A. Robert¹², G. Robertson⁵⁷, A. B. Rodrigues⁴⁸, E. Rodrigues⁵⁹, J. A. Rodriguez Lopez⁷³, A. Rollings⁶², P. Roloff⁴⁷, V. Romanovskiy⁴³, M. Romero Lamas⁴⁵, A. Romero Vidal⁴⁵, J. D. Roth⁸⁴, M. Rotondo²², M. S. Rudolph⁶⁷, T. Ruf⁴⁷, J. Ruiz Vidal⁴⁶, A. Ryzhikov⁸¹, J. Ryzka³⁴, J. J. Saborido Silva⁴⁵, N. Sagidova³⁷, N. Sahoo⁵⁵, B. Saitta^{26,f}, D. Sanchez Gonzalo⁴⁴, C. Sanchez Gras³¹, C. Sanchez Mayordomo⁴⁶, R. Santacesaria³⁰, C. Santamarina Rios⁴⁵, M. Santimaria²², E. Santovetti^{29,k}, D. Saranin⁸⁰, G. Sarpis⁶¹, M. Sarpis⁷⁴, A. Sarti³⁰, C. Satriano^{30,q}, A. Satta²⁹, M. Saur⁵, D. Savrina^{38,39}, H. Sazak⁹, L. G. Scantlebury Smead⁶², S. Schael¹³, M. Schellenberg¹⁴, M. Schiller⁵⁸, H. Schindler⁴⁷, M. Schmelling¹⁵, T. Schmelzer¹⁴, B. Schmidt⁴⁷, O. Schneider⁴⁸, A. Schopper⁴⁷, M. Schubiger³¹, S. Schulte⁴⁸, M. H. Schune¹¹, R. Schwemmer⁴⁷, B. Sciascia²², A. Sciubba³⁰, S. Sellam⁴⁵, A. Semennikov³⁸, M. Senghi Soares³², A. Sergi^{47,52}, N. Serra⁴⁹, J. Serrano¹⁰, L. Sestini²⁷, A. Seuthe¹⁴, P. Seyfert⁴⁷, D. M. Shangase⁸⁴, M. Shapkin⁴³, I. Shchemerov⁸⁰, L. Shchutka⁴⁸, T. Shears⁵⁹, L. Shekhtman^{42,v}, Z. Shen⁴

V. Shevchenko⁷⁹, E. B. Shields^{24,j}, E. Shmanin⁸⁰, J. D. Shupperd⁶⁷, B. G. Siddi²⁰, R. Silva Coutinho⁴⁹, G. Simi²⁷, S. Simone^{18,d}, I. Skiba^{20,g}, N. Skidmore⁷⁴, T. Skwarnicki⁶⁷, M. W. Slater⁵², J. C. Smallwood⁶², J. G. Smeaton⁵⁴, A. Smetkina³⁸, E. Smith¹³, M. Smith⁶⁰, A. Snoch³¹, M. Soares¹⁹, L. Soares Lavra⁹, M. D. Sokoloff⁶⁴, F. J. P. Soler⁵⁸, A. Solovov³⁷, I. Solovveyev³⁷, F. L. Souza De Almeida², B. Souza De Paula², B. Spaan¹⁴, E. Spadaro Norella^{25,o}, P. Spradlin⁵⁸, F. Stagni⁴⁷, M. Stahl⁶⁴, S. Stahl⁴⁷, P. Stefko⁴⁸, O. Steinkamp^{49,80}, S. Stemmle¹⁶, O. Stenyakin⁴³, H. Stevens¹⁴, S. Stone⁶⁷, M. E. Stramaglia⁴⁸, M. Straticiuc³⁶, D. Strelakina⁸⁰, S. Strovkov⁸², F. Suljik⁶², J. Sun²⁶, L. Sun⁷², Y. Sun⁶⁵, P. Svihra⁶¹, P. N. Swallow⁵², K. Swientek³⁴, A. Szabelski³⁵, T. Szumlak³⁴, M. Szymanski⁴⁷, S. Taneja⁶¹, Z. Tang³, T. Tekampe¹⁴, F. Teubert⁴⁷, E. Thomas⁴⁷, K. A. Thomson⁵⁹, M. J. Tilley⁶⁰, V. Tisserand⁹, S. T'Jampens⁸, M. Tobin⁶, S. Tolck⁴⁷, L. Tomassetti^{20,g}, D. Torres Machado¹, D. Y. Tou¹², M. Traill⁵⁸, M. T. Tran⁴⁸, E. Trifonova⁸⁰, C. Trippi⁴⁸, A. Tsaregorodtsev¹⁰, G. Tuci^{28,n}, A. Tully⁴⁸, N. Tuning³¹, A. Ukleja³⁵, D. J. Unverzagt¹⁶, A. Usachov³¹, A. Ustyuzhanin^{41,81}, U. Uwer¹⁶, A. Vagner⁸², V. Vagnoni¹⁹, A. Valassi⁴⁷, G. Valenti¹⁹, N. Valls Canudas⁴⁴, M. van Beuzekom³¹, M. Van Dijk⁴⁸, H. Van Hecke⁶⁶, E. van Herwijnen⁸⁰, C. B. Van Hulse¹⁷, M. van Veghel⁷⁷, R. Vazquez Gomez⁴⁵, P. Vazquez Regueiro⁴⁵, C. Vázquez Sierra³¹, S. Vecchi²⁰, J. J. Velthuis⁵³, M. Veltri^{21,p}, A. Venkateswaran⁶⁷, M. Veronesi³¹, M. Vesterinen⁵⁵, D. Vieira⁶⁴, M. Vieites Diaz⁴⁸, H. Viemann⁷⁵, X. Vilasis-Cardona⁸³, E. Vilella Figueras⁵⁹, P. Vincent¹², G. Vitali²⁸, A. Vollhardt⁴⁹, D. Vom Bruch¹², A. Vorobyev³⁷, V. Vorobyev^{42,v}, N. Voropaev³⁷, R. Waldi⁷⁵, J. Walsh²⁸, C. Wang¹⁶, J. Wang³, J. Wang⁷², J. Wang⁴, J. Wang⁶, M. Wang³, R. Wang⁵³, Y. Wang⁷, Z. Wang⁴⁹, D. R. Ward⁵⁴, H. M. Wark⁵⁹, N. K. Watson⁵², S. G. Weber¹², D. Websdale⁶⁰, C. Weisser⁶³, B. D. C. Westhenry⁵³, D. J. White⁶¹, M. Whitehead⁵³, D. Wiedner¹⁴, G. Wilkinson⁶², M. Wilkinson⁶⁷, I. Williams⁵⁴, M. Williams^{63,68}, M. R. J. Williams⁵⁷, F. F. Wilson⁵⁶, W. Wislicki³⁵, M. Witek³³, L. Witola¹⁶, G. Wormser¹¹, S. A. Wotton⁵⁴, H. Wu⁶⁷, K. Wyllie⁴⁷, Z. Xiang⁵, D. Xiao⁷, Y. Xie⁷, H. Xing⁷¹, A. Xu⁴, J. Xu⁵, L. Xu³, M. Xu⁷, Q. Xu⁵, Z. Xu⁵, Z. Xu⁴, D. Yang³, Y. Yang⁵, Z. Yang³, Z. Yang⁶⁵, Y. Yao⁶⁷, L. E. Yeomans⁵⁹, H. Yin⁷, J. Yu⁷⁰, X. Yuan⁶⁷, O. Yushchenko⁴³, E. Zaffaroni⁴⁸, K. A. Zarebski⁵², M. Zavertyaev^{15,c}, M. Zdybal³³, O. Zenaiev⁴⁷, M. Zeng³, D. Zhang⁷, L. Zhang³, S. Zhang⁴, Y. Zhang⁴⁷, Y. Zhang⁶², A. Zhelezov¹⁶, Y. Zheng⁵, X. Zhou⁵, Y. Zhou⁵, X. Zhu³, V. Zhukov^{13,39}, J. B. Zonneveld⁵⁷, S. Zucchelli^{19,e}, D. Zuliani²⁷, G. Zunica⁶¹

¹ Centro Brasileiro de Pesquisas Físicas (CBPF), Rio de Janeiro, Brazil

² Universidade Federal do Rio de Janeiro (UFRJ), Rio de Janeiro, Brazil

³ Center for High Energy Physics, Tsinghua University, Beijing, China

⁴ School of Physics State Key Laboratory of Nuclear Physics and Technology, Peking University, Beijing, China

⁵ University of Chinese Academy of Sciences, Beijing, China

⁶ Institute Of High Energy Physics (IHEP), Beijing, China

⁷ Institute of Particle Physics, Central China Normal University, Wuhan, Hubei, China

⁸ Univ. Grenoble Alpes, Univ. Savoie Mont Blanc, CNRS, IN2P3-LAPP, Annecy, France

⁹ Université Clermont Auvergne, CNRS/IN2P3, LPC, Clermont-Ferrand, France

¹⁰ Aix Marseille Univ, CNRS/IN2P3, CPPM, Marseille, France

¹¹ Université Paris-Saclay, CNRS/IN2P3, IJCLab, Orsay, France

¹² LPNHE, Sorbonne Université, Paris Diderot Sorbonne Paris Cité, CNRS/IN2P3, Paris, France

¹³ I. Physikalisches Institut, RWTH Aachen University, Aachen, Germany

¹⁴ Fakultät Physik, Technische Universität Dortmund, Dortmund, Germany

¹⁵ Max-Planck-Institut für Kernphysik (MPIK), Heidelberg, Germany

¹⁶ Physikalisches Institut, Ruprecht-Karls-Universität Heidelberg, Heidelberg, Germany

¹⁷ School of Physics, University College Dublin, Dublin, Ireland

¹⁸ INFN Sezione di Bari, Bari, Italy

¹⁹ INFN Sezione di Bologna, Bologna, Italy

²⁰ INFN Sezione di Ferrara, Ferrara, Italy

²¹ INFN Sezione di Firenze, Florence, Italy

²² INFN Laboratori Nazionali di Frascati, Frascati, Italy

²³ INFN Sezione di Genova, Genoa, Italy

²⁴ INFN Sezione di Milano-Bicocca, Milan, Italy

²⁵ INFN Sezione di Milano, Milan, Italy

²⁶ INFN Sezione di Cagliari, Monserrato, Italy

²⁷ Università degli Studi di Padova, Università e INFN, Padova, Padua, Italy

²⁸ INFN Sezione di Pisa, Pisa, Italy

- ²⁹ INFN Sezione di Roma Tor Vergata, Rome, Italy
- ³⁰ INFN Sezione di Roma La Sapienza, Rome, Italy
- ³¹ Nikhef National Institute for Subatomic Physics, Amsterdam, The Netherlands
- ³² Nikhef National Institute for Subatomic Physics and VU University Amsterdam, Amsterdam, The Netherlands
- ³³ Henryk Niewodniczanski Institute of Nuclear Physics Polish Academy of Sciences, Kraków, Poland
- ³⁴ Faculty of Physics and Applied Computer Science, AGH-University of Science and Technology, Kraków, Poland
- ³⁵ National Center for Nuclear Research (NCBJ), Warsaw, Poland
- ³⁶ Horia Hulubei National Institute of Physics and Nuclear Engineering, Bucharest-Magurele, Romania
- ³⁷ Petersburg Nuclear Physics Institute NRC Kurchatov Institute (PNPI NRC KI), Gatchina, Russia
- ³⁸ Institute of Theoretical and Experimental Physics NRC Kurchatov Institute (ITEP NRC KI), Moscow, Russia
- ³⁹ Institute of Nuclear Physics, Moscow State University (SINP MSU), Moscow, Russia
- ⁴⁰ Institute for Nuclear Research of the Russian Academy of Sciences (INR RAS), Moscow, Russia
- ⁴¹ Yandex School of Data Analysis, Moscow, Russia
- ⁴² Budker Institute of Nuclear Physics (SB RAS), Novosibirsk, Russia
- ⁴³ Institute for High Energy Physics NRC Kurchatov Institute (IHEP NRC KI), Protvino, Russia
- ⁴⁴ ICCUB, Universitat de Barcelona, Barcelona, Spain
- ⁴⁵ Instituto Galego de Física de Altas Enerxías (IGFAE), Universidade de Santiago de Compostela, Santiago de Compostela, Spain
- ⁴⁶ Instituto de Física Corpuscular, Centro Mixto Universidad de Valencia-CSIC, Valencia, Spain
- ⁴⁷ European Organization for Nuclear Research (CERN), Geneva, Switzerland
- ⁴⁸ Institute of Physics, Ecole Polytechnique Fédérale de Lausanne (EPFL), Lausanne, Switzerland
- ⁴⁹ Physik-Institut, Universität Zürich, Zurich, Switzerland
- ⁵⁰ NSC Kharkiv Institute of Physics and Technology (NSC KIPT), Kharkiv, Ukraine
- ⁵¹ Institute for Nuclear Research of the National Academy of Sciences (KINR), Kiev, Ukraine
- ⁵² University of Birmingham, Birmingham, UK
- ⁵³ H.H. Wills Physics Laboratory, University of Bristol, Bristol, UK
- ⁵⁴ Cavendish Laboratory, University of Cambridge, Cambridge, UK
- ⁵⁵ Department of Physics, University of Warwick, Coventry, UK
- ⁵⁶ STFC Rutherford Appleton Laboratory, Didcot, UK
- ⁵⁷ School of Physics and Astronomy, University of Edinburgh, Edinburgh, UK
- ⁵⁸ School of Physics and Astronomy, University of Glasgow, Glasgow, UK
- ⁵⁹ Oliver Lodge Laboratory, University of Liverpool, Liverpool, UK
- ⁶⁰ Imperial College London, London, UK
- ⁶¹ Department of Physics and Astronomy, University of Manchester, Manchester, UK
- ⁶² Department of Physics, University of Oxford, Oxford, UK
- ⁶³ Massachusetts Institute of Technology, Cambridge, MA, USA
- ⁶⁴ University of Cincinnati, Cincinnati, OH, USA
- ⁶⁵ University of Maryland, College Park, MD, USA
- ⁶⁶ Los Alamos National Laboratory (LANL), Los Alamos, USA
- ⁶⁷ Syracuse University, Syracuse, NY, USA
- ⁶⁸ School of Physics and Astronomy, Monash University, Melbourne, Australia associated to ⁵⁵
- ⁶⁹ Pontificia Universidade Católica do Rio de Janeiro (PUC-Rio), Rio de Janeiro, Brazil associated to ²
- ⁷⁰ Physics and Micro Electronic College, Hunan University, Changsha, China associated to ⁷
- ⁷¹ Guangdong Provincial Key Laboratory of Nuclear Science, Institute of Quantum Matter, South China Normal University, Guangzhou, China associated to ³
- ⁷² School of Physics and Technology, Wuhan University, Wuhan, China associated to ³
- ⁷³ Departamento de Física, Universidad Nacional de Colombia, Bogota, Colombia associated to ¹²
- ⁷⁴ Universität Bonn-Helmholtz-Institut für Strahlen und Kernphysik, Bonn, Germany associated to ¹⁶
- ⁷⁵ Institut für Physik, Universität Rostock, Rostock, Germany associated to ¹⁶
- ⁷⁶ INFN Sezione di Perugia, Perugia, Italy associated to ²⁰
- ⁷⁷ Van Swinderen Institute, University of Groningen, Groningen, The Netherlands associated to ³¹
- ⁷⁸ Universiteit Maastricht, Maastricht, The Netherlands associated to ³¹
- ⁷⁹ National Research Centre Kurchatov Institute, Moscow, Russia associated to ³⁸

- ⁸⁰ National University of Science and Technology “MISIS”, Moscow, Russia associated to ³⁸
- ⁸¹ National Research University Higher School of Economics, Moscow, Russia associated to ⁴¹
- ⁸² National Research Tomsk Polytechnic University, Tomsk, Russia associated to ³⁸
- ⁸³ DS4DS, La Salle, Universitat Ramon Llull, Barcelona, Spain associated to ⁴⁴
- ⁸⁴ University of Michigan, Ann Arbor, USA associated to ⁶⁷
- ^a Universidade Federal do Triângulo Mineiro (UFTM), Uberaba-MG, Brazil
- ^b Laboratoire Leprince-Ringuet, Palaiseau, France
- ^c P.N. Lebedev Physical Institute, Russian Academy of Science (LPI RAS), Moscow, Russia
- ^d Università di Bari, Bari, Italy
- ^e Università di Bologna, Bologna, Italy
- ^f Università di Cagliari, Cagliari, Italy
- ^g Università di Ferrara, Ferrara, Italy
- ^h Università di Firenze, Florence, Italy
- ⁱ Università di Genova, Genoa, Italy
- ^j Università di Milano Bicocca, Milan, Italy
- ^k Università di Roma Tor Vergata, Rome, Italy
- ^l AGH-University of Science and Technology, Faculty of Computer Science, Electronics and Telecommunications, Kraków, Poland
- ^m Università di Padova, Padua, Italy
- ⁿ Università di Pisa, Pisa, Italy
- ^o Università degli Studi di Milano, Milan, Italy
- ^p Università di Urbino, Urbino, Italy
- ^q Università della Basilicata, Potenza, Italy
- ^r Scuola Normale Superiore, Pisa, Italy
- ^s Università di Modena e Reggio Emilia, Modena, Italy
- ^t Università di Siena, Siena, Italy
- ^u MSU - Iligan Institute of Technology (MSU-IIT), Iligan, Philippines
- ^v Novosibirsk State University, Novosibirsk, Russia
- ^w INFN Sezione di Trieste, Trieste, Italy