

Differential branching fractions and isospin asymmetries of $B \rightarrow K^{(*)} \mu^+ \mu^-$ decays

LHCb Collaboration; Aaij, R.; Adeva, B.; Adinolfi, M.; Affolder, A.; Ajaltouni, Z.; Albrecht, J.; Alessio, F.; Alexander, M.; Ali, S.; Alkhazov, G.; Cartelle, P. Alvarez; Alves, A. A.; Amato, S.; Amerio, S.; Amhis, Y.; An, L.; Anderlini, L.; Anderson, J.; Andreassen, R.

DOI:

[10.1007/JHEP06\(2014\)133](https://doi.org/10.1007/JHEP06(2014)133)

License:

Creative Commons: Attribution (CC BY)

Document Version

Publisher's PDF, also known as Version of record

Citation for published version (Harvard):

LHCb Collaboration, Aaij, R, Adeva, B, Adinolfi, M, Affolder, A, Ajaltouni, Z, Albrecht, J, Alessio, F, Alexander, M, Ali, S, Alkhazov, G, Cartelle, PA, Alves, AA, Amato, S, Amerio, S, Amhis, Y, An, L, Anderlini, L, Anderson, J, Andreassen, R, Andreotti, M, Andrews, JE, Appleby, RB, Gutierrez, OA, Archilli, F, Artamonov, A, Artuso, M, Aslanides, E, Auriemma, G, Baalouch, M, Bachmann, S, Back, JJ, Badalov, A, Balagura, V, Baldini, W, Barlow, RJ, Barschel, C, Barsuk, S, Barter, W, Batozskaya, V, Bifani, S, Griffith, P, Ilten, P, Kenyon, IR, Lazzeroni, C, Mazurov, A, McCarthy, J, Parkinson, CJ, Pescatore, L, Popov, D & Watson, NK 2014, 'Differential branching fractions and isospin asymmetries of $B \rightarrow K^{(*)} \mu^+ \mu^-$ decays', *Journal of High Energy Physics*, vol. 2014, no. 6, 133. [https://doi.org/10.1007/JHEP06\(2014\)133](https://doi.org/10.1007/JHEP06(2014)133)

[Link to publication on Research at Birmingham portal](#)

General rights

Unless a licence is specified above, all rights (including copyright and moral rights) in this document are retained by the authors and/or the copyright holders. The express permission of the copyright holder must be obtained for any use of this material other than for purposes permitted by law.

- Users may freely distribute the URL that is used to identify this publication.
- Users may download and/or print one copy of the publication from the University of Birmingham research portal for the purpose of private study or non-commercial research.
- User may use extracts from the document in line with the concept of 'fair dealing' under the Copyright, Designs and Patents Act 1988 (?)
- Users may not further distribute the material nor use it for the purposes of commercial gain.

Where a licence is displayed above, please note the terms and conditions of the licence govern your use of this document.

When citing, please reference the published version.

Take down policy

While the University of Birmingham exercises care and attention in making items available there are rare occasions when an item has been uploaded in error or has been deemed to be commercially or otherwise sensitive.

If you believe that this is the case for this document, please contact UBIRA@lists.bham.ac.uk providing details and we will remove access to the work immediately and investigate.

Differential branching fractions and isospin asymmetries of $B \rightarrow K^{(*)} \mu^+ \mu^-$ decays



The LHCb collaboration

E-mail: p.owen10@imperial.ac.uk

ABSTRACT: The isospin asymmetries of $B \rightarrow K \mu^+ \mu^-$ and $B \rightarrow K^* \mu^+ \mu^-$ decays and the partial branching fractions of the $B^0 \rightarrow K^0 \mu^+ \mu^-$, $B^+ \rightarrow K^+ \mu^+ \mu^-$ and $B^+ \rightarrow K^{*+} \mu^+ \mu^-$ decays are measured as functions of the dimuon mass squared, q^2 . The data used correspond to an integrated luminosity of 3 fb^{-1} from proton-proton collisions collected with the LHCb detector at centre-of-mass energies of 7 TeV and 8 TeV in 2011 and 2012, respectively. The isospin asymmetries are both consistent with the Standard Model expectations. The three measured branching fractions favour lower values than their respective theoretical predictions, however they are all individually consistent with the Standard Model.

KEYWORDS: Rare decay, Branching fraction, B physics, Flavour Changing Neutral Currents, Hadron-Hadron Scattering

ARXIV EPRINT: [1403.8044](https://arxiv.org/abs/1403.8044)

Contents

1	Introduction	1
2	Detector and dataset	2
3	Selection	3
4	Signal yield determination	5
5	Branching fraction normalisation	5
6	Systematic uncertainties	7
7	Branching fraction results	8
8	Isospin asymmetry results	9
9	Conclusion	11
A	Tabulated results	12
	The LHCb collaboration	17

1 Introduction

The rare decay of a B meson into a strange meson and a $\mu^+\mu^-$ pair is a $b \rightarrow s$ quark-level transition. In the Standard Model (SM), this can only proceed via loop diagrams. The loop-order suppression of the SM amplitudes increases the sensitivity to new virtual particles that can influence the decay amplitude at a similar level to the SM contribution. The branching fractions of $B \rightarrow K^{(*)}\mu^+\mu^-$ decays are highly sensitive to contributions from vector or axial-vector like particles predicted in extensions of the SM. However, despite recent progress in lattice calculations [1, 2], theoretical predictions of the decay rates suffer from relatively large uncertainties in the $B \rightarrow K^{(*)}$ form factor calculations.

To maximise sensitivity, observables can be constructed from ratios or asymmetries where the leading form factor uncertainties cancel. The CP -averaged isospin asymmetry (A_I) is such an observable. It is defined as

$$\begin{aligned}
 A_I &= \frac{\Gamma(B^0 \rightarrow K^{(*)0}\mu^+\mu^-) - \Gamma(B^+ \rightarrow K^{(*)+}\mu^+\mu^-)}{\Gamma(B^0 \rightarrow K^{(*)0}\mu^+\mu^-) + \Gamma(B^+ \rightarrow K^{(*)+}\mu^+\mu^-)} \\
 &= \frac{\mathcal{B}(B^0 \rightarrow K^{(*)0}\mu^+\mu^-) - (\tau_0/\tau_+) \cdot \mathcal{B}(B^+ \rightarrow K^{(*)+}\mu^+\mu^-)}{\mathcal{B}(B^0 \rightarrow K^{(*)0}\mu^+\mu^-) + (\tau_0/\tau_+) \cdot \mathcal{B}(B^+ \rightarrow K^{(*)+}\mu^+\mu^-)},
 \end{aligned}
 \tag{1.1}$$

where $\Gamma(f)$ and $\mathcal{B}(f)$ are the partial width and branching fraction of the $B \rightarrow f$ decay and τ_0/τ_+ is the ratio of the lifetimes of the B^0 and B^+ mesons.¹ The decays in the isospin ratio differ only by the charge of the light (spectator) quark in the B meson. The SM prediction for A_I is $\mathcal{O}(1\%)$ in the dimuon mass squared, q^2 , region below the J/ψ resonance [3–5]. There is no precise prediction for A_I for the q^2 region above the J/ψ resonance, but it is expected to be even smaller than at low q^2 [5]. As q^2 approaches zero, the isospin asymmetry of $B \rightarrow K^*\mu^+\mu^-$ is expected to approach the same asymmetry as in $B \rightarrow K^*\gamma$ decays, which is measured to be $(5 \pm 3)\%$ [6].

Previously, A_I has been measured by the BaBar [7], Belle [8] and LHCb [9] collaborations, where measurements for the $B \rightarrow K\mu^+\mu^-$ decay have predominantly given negative values of A_I . In particular, the $B \rightarrow K\mu^+\mu^-$ isospin asymmetry measured by the LHCb experiment deviates from zero by over 4 standard deviations. For $B \rightarrow K^*\mu^+\mu^-$, measurements of A_I are consistent with zero.

This paper describes a measurement of the isospin asymmetry in $B \rightarrow K\mu^+\mu^-$ and $B \rightarrow K^*\mu^+\mu^-$ decays based on data collected with the LHCb detector, corresponding to an integrated luminosity of 1 fb^{-1} recorded in 2011 at a centre-of-mass energy $\sqrt{s} = 7\text{ TeV}$, and 2 fb^{-1} recorded in 2012 at $\sqrt{s} = 8\text{ TeV}$. The previous analysis [9] was carried out on the 1 fb^{-1} of data recorded in 2011. The analysis presented here includes, in addition to the data from 2012, a re-analysis of the full 1 fb^{-1} data sample with improved detector alignment parameters, reconstruction algorithms and event selection. Thus it supersedes the measurements in ref. [9]. Moreover, the assumption that there is no isospin asymmetry in the $B \rightarrow J/\psi K^{(*)}$ decays is now used for all the measurements.

The isospin asymmetries are determined by measuring the differential branching fractions of $B^+ \rightarrow K^+\mu^+\mu^-$, $B^0 \rightarrow K^0\mu^+\mu^-$, $B^0 \rightarrow K^{*0}\mu^+\mu^-$ and $B^+ \rightarrow K^{*+}\mu^+\mu^-$ decays. The K^0 meson is reconstructed through the decay $K_S^0 \rightarrow \pi^+\pi^-$; the K^{*+} as $K^{*+} \rightarrow K_S^0(\rightarrow \pi^+\pi^-)\pi^+$ and the K^{*0} as $K^{*0} \rightarrow K^+\pi^-$. Modes involving a K_L^0 or π^0 in the final state are not considered. The individual branching fractions of $B^+ \rightarrow K^+\mu^+\mu^-$, $B^0 \rightarrow K^0\mu^+\mu^-$ and $B^+ \rightarrow K^{*+}\mu^+\mu^-$ decays are also reported. The branching fraction of the decay $B^0 \rightarrow K^{*0}\mu^+\mu^-$ has been previously reported in ref. [10] and is not updated here.

The $B^0 \rightarrow K^{*0}\mu^+\mu^-$ and $B^+ \rightarrow K^{*+}\mu^+\mu^-$ branching fractions are influenced by the presence of $B^0 \rightarrow K^+\pi^-\mu^+\mu^-$ and $B^+ \rightarrow K_S^0\pi^+\mu^+\mu^-$ decays with the $K^+\pi^-$ or $K_S^0\pi^+$ system in a S-wave configuration. It is not possible to separate these candidates from the dominant K^{*0} and K^{*+} resonant components without performing an analysis of the $K^+\pi^-$ or $K_S^0\pi^+$ invariant mass and the angular distribution of the final state particles. The S-wave component is expected to be at the level of a few percent [11] and to cancel when evaluating the isospin asymmetry of the $B \rightarrow K^*\mu^+\mu^-$ decays.

2 Detector and dataset

The LHCb detector [12] is a single-arm forward spectrometer covering the pseudorapidity range $2 < \eta < 5$, designed for the study of particles containing b or c quarks. The detector includes a high-precision tracking system consisting of a silicon-strip vertex detector

¹The inclusion of charge conjugated processes is implied throughout this paper.

surrounding the pp interaction region, a large-area silicon-strip detector located upstream of a dipole magnet with a bending power of about 4 Tm, and three stations of silicon-strip detectors and straw drift tubes [13] placed downstream of the magnet. The combined tracking system provides a momentum measurement with relative uncertainty that varies from 0.4% at 5 GeV/ c to 0.6% at 100 GeV/ c , and an impact parameter resolution of 20 μm for tracks with high transverse momentum. Charged hadrons are identified using two ring-imaging Cherenkov (RICH) detectors [14]. Photon, electron and hadron candidates are identified by a calorimeter system consisting of scintillating-pad and preshower detectors, an electromagnetic calorimeter and a hadronic calorimeter. Muons are identified by a system composed of alternating layers of iron and multiwire proportional chambers [15]. Decays of $K_S^0 \rightarrow \pi^+\pi^-$ are reconstructed in two different categories: the first involving K_S^0 mesons that decay early enough for the daughter pions to be reconstructed in the vertex detector; and the second containing K_S^0 mesons that decay later such that track segments of the pions cannot be formed in the vertex detector. These categories are referred to as *long* and *downstream*, respectively. Candidates in the long category have better mass, momentum and vertex resolution than those in the downstream category.

Simulated events are used to estimate the efficiencies of the trigger, reconstruction and subsequent event selection of the different signal decays and to estimate the contribution from specific background sources. These samples are produced using the software described in refs. [16–21, 23].

3 Selection

The $B \rightarrow K^{(*)}\mu^+\mu^-$ candidate events are required to pass a two-stage trigger system [24]. In the initial hardware stage, these events are selected with at least one muon with transverse momentum, $p_T > 1.48$ (1.76) GeV/ c in 2011 (2012). In the subsequent software stage, at least one of the final-state particles is required to have $p_T > 1.0$ GeV/ c and an impact parameter (IP) larger than 100 μm with respect to all of the primary pp interaction vertices (PVs) in the event. Finally, a multivariate algorithm [25] is used for the identification of secondary vertices consistent with the decay of a b hadron with muons in the final state.

For the $B^0 \rightarrow K_S^0\mu^+\mu^-$ and $B^+ \rightarrow K^{*+}\mu^+\mu^-$ modes, K_S^0 candidates are required to have a mass within 30 MeV/ c^2 of the known K_S^0 mass [26]. For the $B^0 \rightarrow K^{*0}\mu^+\mu^-$ and $B^+ \rightarrow K^{*+}\mu^+\mu^-$ modes, K^* candidates are formed by combining kaons and pions and are required to have a mass within 100 MeV/ c^2 of the known K^* masses [26]. For all decay modes, B candidates are formed by subsequently combining the $K^{(*)}$ meson with two muons of opposite charge and requiring the mass to be between 5170 and 5700 MeV/ c^2 .

The event selection is common to that described in refs. [10, 27, 28]: the μ^\pm and the K^+ candidates are required to have $\chi_{\text{IP}}^2 > 9$, where χ_{IP}^2 is defined as the minimum change in χ^2 of the vertex fit to any of the PVs in the event when the particle is added to that PV; the dimuon pair vertex fit has $\chi^2 < 9$; the B candidate is required to have a vertex fit $\chi^2 < 8$ per degree of freedom; the B momentum vector is aligned with respect to one of the PVs in the event within 14 mrad, the B candidate has $\chi_{\text{IP}}^2 < 9$ with respect to that PV

and the vertex fit χ^2 of that PV increases by more than 121 when including the B decay products. In addition, the K_s^0 candidate is required to have a decay time larger than 2 ps.

Using particle identification information from the RICH detectors, calorimeters and muon system, multivariate discriminants (PID variables) are employed to reject background candidates, where pions are misidentified as kaons and vice-versa, and where a pion or kaon is incorrectly identified as a muon.

The initial selection is followed by a tighter multivariate selection, based on a boosted decision tree (BDT) [29] with the AdaBoost algorithm [30], which is designed to reject background of combinatorial nature. Separate BDTs are employed for each signal decay. For decays involving a K_s^0 meson, two independent BDTs are trained for the long and downstream categories. This gives a total of six BDTs which all use data from the upper mass sideband ($m(K^{(*)}\mu^+\mu^-) > 5350 \text{ MeV}/c^2$) of their corresponding decay to represent the background sample in the training. Simulated $B^+ \rightarrow K^+\mu^+\mu^-$, $B^0 \rightarrow K_s^0\mu^+\mu^-$ and $B^+ \rightarrow K^{*+}\mu^+\mu^-$ events are used as the signal sample in the training of the corresponding BDTs. In contrast, to stay consistent with the selection in ref. [27], the signal for the training of the $B^0 \rightarrow K^{*0}\mu^+\mu^-$ BDT is taken from reconstructed $B^0 \rightarrow (J/\psi \rightarrow \mu^+\mu^-)K^{*0}$ candidates from data. Events used in the training of the BDTs are not used in the subsequent classification of the data.

All six BDTs use predominantly geometric variables, including the variables used in the pre-selection described above. The $B^0 \rightarrow K^{*0}\mu^+\mu^-$ BDT also makes use of PID variables to further suppress background where a K^+ is misidentified as a π^+ and vice-versa in the K^{*0} decay.

The multivariate selections for $B^+ \rightarrow K^+\mu^+\mu^-$, $B^+ \rightarrow K^{*+}\mu^+\mu^-$ and $B^0 \rightarrow K^{*0}\mu^+\mu^-$ candidates have an efficiency of 90% for the signal channels and remove 95% of the background that remains after the pre-selection. The long lifetime of the K_s^0 meson makes it difficult to determine whether it originates from the same vertex as the dimuon system in $B^0 \rightarrow K_s^0\mu^+\mu^-$ decays. As such, the multivariate selection for $B^0 \rightarrow K_s^0\mu^+\mu^-$ candidates has a signal efficiency of 66% and 48% for the long and downstream categories, respectively, while removing 99% of the background surviving the pre-selection.

Combinatorial background, where the final-state particles attributed to the B candidate do not all come from the same b -hadron decay, are reduced to a small level by the multivariate selection. In addition, there are several sources of background that peak in the $K^{(*)}\mu^+\mu^-$ invariant mass. The largest of these are $B \rightarrow J/\psi K^{(*)}$ and $B \rightarrow \psi(2S)K^{(*)}$ decays, which are rejected by removing the regions of dimuon invariant mass around the charmonium resonances ($2828 < m(\mu^+\mu^-) < 3317 \text{ MeV}/c^2$ and $3536 < m(\mu^+\mu^-) < 3873 \text{ MeV}/c^2$). A combination of mass and PID requirements remove additional peaking backgrounds. These include $\Lambda_b^0 \rightarrow \Lambda^{(*)}\mu^+\mu^-$ decays, where the proton from the $\Lambda \rightarrow p\pi^-$ decay is misidentified as a K^+ or the proton misidentified as a π^+ in the $\Lambda^* \rightarrow pK^-$ decay, $B_s^0 \rightarrow \phi\mu^+\mu^-$ decays where a kaon from $\phi \rightarrow K^+K^-$ is misidentified as a pion, and $B^+ \rightarrow K^+\mu^+\mu^-$ decays that combine with a random pion to fake a $B^0 \rightarrow K^{*0}\mu^+\mu^-$ decay. After the application of all the selection criteria the exclusive backgrounds are reduced to less than 1% of the level of the signal.

To improve the resolution on the reconstructed mass of the B meson, a kinematic fit [31] is performed for candidates involving a K_s^0 meson. In the fit, the mass of the $\pi^+\pi^-$

Decay mode	Signal yield
$B^+ \rightarrow K^+ \mu^+ \mu^-$	4746 ± 81
$B^0 \rightarrow K_s^0 \mu^+ \mu^-$	176 ± 17
$B^+ \rightarrow K^{*+} (\rightarrow K_s^0 \pi^+) \mu^+ \mu^-$	162 ± 16
$B^0 \rightarrow K^{*0} (\rightarrow K^+ \pi^-) \mu^+ \mu^-$	2361 ± 56

Table 1. Observed yields of the four signal channels summed over the q^2 bins, excluding the charmonium resonance regions. Only the statistical uncertainties are shown.

system is constrained to the nominal K_s^0 mass and the B candidate is required to originate from its associated PV.

4 Signal yield determination

Signal yields are determined using extended unbinned maximum likelihood fits to the $K^{(*)} \mu^+ \mu^-$ mass in the range 5170-5700 MeV/ c^2 . These fits are performed in nine bins of q^2 for $B^0 \rightarrow K_s^0 \mu^+ \mu^-$, $B^+ \rightarrow K^{*+} \mu^+ \mu^-$ and $B^0 \rightarrow K^{*0} \mu^+ \mu^-$ decays, while for the $B^+ \rightarrow K^+ \mu^+ \mu^-$ decay the larger number of signal events allows to define nineteen q^2 bins. The binning scheme is shown in tables 4 to 6 of the appendix. It removes the region of q^2 around the charmonium resonances. For the $B^+ \rightarrow K^+ \mu^+ \mu^-$ differential branching fraction, where the statistical uncertainty is the smallest, a narrow range in $m(\mu^+ \mu^-)$ is also removed around the mass of the ϕ meson. The signal component in the fit is described by the sum of two Crystal Ball functions [32] with common peak values and tail parameters, but different widths. The signal shape parameters are taken from a fit to $B \rightarrow J/\psi K^{(*)}$ channels in the data, with a correction that accounts for a small q^2 dependence on the peak value and width obtained from the simulation. The combinatorial background is parameterised by an exponential function, which is allowed to vary for each q^2 bin and K_s^0 category independently. For decays involving K_s^0 mesons, separate fits are made to the long and downstream categories. The mass fits for the four signal channels are shown in figure 1, where the long and downstream K_s^0 categories are combined and the results of the fits, performed in separate q^2 bins, are merged for presentation purposes. The corresponding number of signal candidates for each channel is given in table 1.

5 Branching fraction normalisation

Each signal mode is normalised with respect to its corresponding $B \rightarrow J/\psi K^{(*)}$ channel, where the J/ψ resonance decays into two muons. These normalisation channels have branching fractions that are approximately two orders of magnitude higher than those of the signal channels. Each normalisation channel has similar kinematic properties and the same final-state particles as the signal modes. This results in an almost complete cancellation of systematic uncertainties when measuring the ratio of branching fractions of the signal mode with the corresponding normalisation channel. Separate normalisations for the long and downstream K_s^0 reconstruction categories are used to further cancel potential sources of systematic uncertainty.

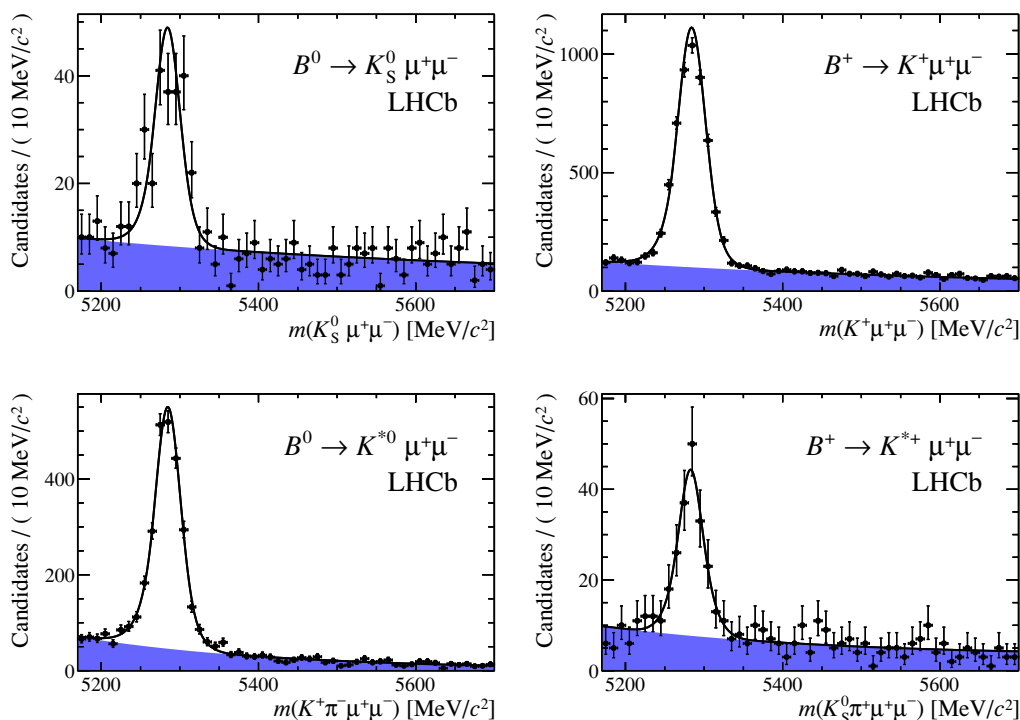


Figure 1. Reconstructed B candidate mass for the four signal modes. The data are overlaid with the result of the fit described in the text. The long and downstream K_S^0 categories are combined. The results of the fits, performed in separate q^2 bins, are merged for presentation purposes. The blue (shaded) region is the combinatorial background.

Corrections to the IP resolution, PID variables and B candidate kinematic properties are applied to the simulated events, such that the distributions of simulated candidates from the normalisation channels agree with the data. The simulation samples are subsequently used to calculate the relative efficiencies as functions of q^2 . The q^2 dependence arises mainly from trigger effects, where the muons have increased (decreased) p_T at high (low) q^2 and consequently have a higher (lower) trigger efficiency. Furthermore, at high q^2 , the hadrons are almost at rest in the B meson rest frame and, like the B meson, points back to the PV in the laboratory frame. The IP requirements applied on the hadron have a lower efficiency for this region of q^2 . The K_S^0 channels have an additional effect due to the different acceptance of the two reconstruction categories; K_S^0 mesons are more likely to be reconstructed in the long category if they have low momentum, which favours the high q^2 region. The momentum distributions of the K_S^0 mesons in $B^0 \rightarrow J/\psi K_S^0$ and $B^+ \rightarrow J/\psi K^{*+}$ decays in data and simulation for both K_S^0 categories are in good agreement, indicating that the acceptance is well described in the simulation.

The measured differential branching fraction averaged over a q^2 bin of width $q_{\max}^2 - q_{\min}^2$ is given by

$$\frac{d\mathcal{B}}{dq^2} = \frac{N(B \rightarrow K^{(*)} \mu^+ \mu^-)}{N(B \rightarrow J/\psi K^{(*)})} \cdot \frac{\varepsilon(B \rightarrow J/\psi K^{(*)})}{\varepsilon(B \rightarrow K^{(*)} \mu^+ \mu^-)} \cdot \frac{\mathcal{B}(B \rightarrow J/\psi K^{(*)}) \mathcal{B}(J/\psi \rightarrow \mu^+ \mu^-)}{(q_{\max}^2 - q_{\min}^2)}, \quad (5.1)$$

where $N(B \rightarrow K^{(*)}\mu^+\mu^-)$ is the number of signal candidates in the bin, $N(B \rightarrow J/\psi K^{(*)})$ is the number of normalisation candidates, the product of $\mathcal{B}(B \rightarrow J/\psi K^{(*)})$ and $\mathcal{B}(J/\psi \rightarrow \mu^+\mu^-)$ is the visible branching fraction of the normalisation channel, and $\varepsilon(B \rightarrow K^{(*)}\mu^+\mu^-)/\varepsilon(B \rightarrow J/\psi K^{(*)})$ is the relative efficiency between the signal and normalisation channels in the bin.

6 Systematic uncertainties

The branching fraction measurements of the normalisation modes from the B -factory experiments assume that the B^+ and B^0 mesons are produced with equal proportions at the $\Upsilon(4S)$ resonance [33–35]. In contrast, in this paper isospin symmetry is assumed for the $B \rightarrow J/\psi K^{(*)}$ decays, implying that the $B^+ \rightarrow J/\psi K^+$ ($B^+ \rightarrow J/\psi K^{*+}$) and $B^0 \rightarrow J/\psi K^0$ ($B^0 \rightarrow J/\psi K^{*0}$) decays have the same partial width. The branching fractions used in the normalisation are obtained by: taking the most precise branching fraction results from ref. [33] and translating them into partial widths; averaging the partial widths of the K^+ , K^0 and the K^{*+} , K^{*0} modes, respectively; and finally translating the widths back to branching fractions. The calculation only requires knowledge of the ratio of B^0 and B^+ lifetimes for which we use 0.93 ± 0.01 [26]. Statistical uncertainties are treated as uncorrelated while systematic uncertainties are conservatively treated as fully correlated. The resulting branching fractions of the normalisation channels are

$$\begin{aligned} \mathcal{B}(B^+ \rightarrow J/\psi K^+) &= (0.998 \pm 0.014 \pm 0.040) \times 10^{-3}, \\ \mathcal{B}(B^0 \rightarrow J/\psi K^0) &= (0.928 \pm 0.013 \pm 0.037) \times 10^{-3}, \\ \mathcal{B}(B^+ \rightarrow J/\psi K^{*+}) &= (1.431 \pm 0.027 \pm 0.090) \times 10^{-3}, \\ \mathcal{B}(B^0 \rightarrow J/\psi K^{*0}) &= (1.331 \pm 0.025 \pm 0.084) \times 10^{-3}, \end{aligned}$$

where the first uncertainty is statistical and the second systematic.

A systematic uncertainty is assigned to account for the imperfect knowledge of the q^2 spectrum in the simulation within each q^2 bin. For example, the recent observation of a resonance in the high q^2 region of $B^+ \rightarrow K^+\mu^+\mu^-$ decays [27] alters the q^2 distribution and hence the selection efficiencies in that region. By reweighting simulated events to account for this resonance, and for variations of the $B \rightarrow K^{(*)}$ form factor model as described in ref. [36], a systematic uncertainty is determined at the level of $(1 - 2)\%$ depending on channel and q^2 bin.

Data-driven corrections of the long and downstream tracking efficiencies in the simulation are determined using tag-and-probe techniques in $J/\psi \rightarrow \mu^+\mu^-$ and $D^0 \rightarrow \phi K_s^0$ decays, respectively. For the $J/\psi \rightarrow \mu^+\mu^-$ decay, the tag is a fully reconstructed muon track. It is combined with another muon, referred to as the probe, reconstructed using the muon stations and the large-area silicon detector upstream of the magnet. The tracking efficiency is determined by reconstructing the probe using the full tracking system. The $D^0 \rightarrow \phi K_s^0$ decay is tagged via a partial reconstruction using only one of the K_s^0 daughters. The downstream tracking efficiency is then evaluated by fully reconstructing the K_s^0 candidate. The resulting systematic uncertainty on the efficiency ratio, due to finite precision of the

Source	Branching fraction	Isospin asymmetry
$B \rightarrow J/\psi K^{(*)}$ branching fractions	4% – 6%	–
Physics model	1% – 2%	1% – 2%
Simulation mis-modelling	1% – 3%	1% – 3%

Table 2. Summary of systematic uncertainties associated with the branching fraction and isospin asymmetry measurements.

measurement, is found to be negligible. The systematic uncertainty that arises from the corrections to the IP resolution, PID variables and B candidate kinematic properties in the simulation varies between 1% and 3% depending on channel and q^2 bin.

A summary of the systematic uncertainties can be found in table 2. The uncertainties on the branching fractions of the normalisation modes constitute the dominant source of systematic uncertainty on the branching fraction measurements while it cancels in the isospin measurements.

7 Branching fraction results

The differential branching fraction results for $B^+ \rightarrow K^+ \mu^+ \mu^-$, $B^0 \rightarrow K^0 \mu^+ \mu^-$ and $B^+ \rightarrow K^{*+} \mu^+ \mu^-$ decays are shown in figure 2 with theoretical predictions [37, 38] superimposed. The values are given in tables 4 to 6 in the appendix. In the low q^2 region, these predictions rely on the QCD factorisation approaches from refs. [39, 40] for $B \rightarrow K^* \mu^+ \mu^-$ and ref. [41] for $B \rightarrow K \mu^+ \mu^-$, and lose accuracy when approaching the J/ψ resonance. In the high q^2 region, an operator product expansion in the inverse b -quark mass, $1/m_b$, and in $1/\sqrt{q^2}$ is used based on ref. [42]. This expansion is only valid above the open charm threshold. A dimensional estimate of the uncertainty associated with this expansion is discussed in ref. [43]. For light cone sum rule (LCSR) predictions, the $B \rightarrow K^{(*)}$ form factor calculations are taken from refs. [44] and [45]. Predictions based on form factors from lattice calculations are also overlaid [1, 2, 46, 47].

Although all three differential branching fraction measurements are consistent with the SM, they all have values smaller than the theoretical prediction. The sample size for $B^+ \rightarrow K^+ \mu^+ \mu^-$ is sufficient to show significant structures in the q^2 distribution. As an example, the peak at high q^2 is due to the $\psi(4160)$ resonance, which is discussed in more detail in ref. [27].

The presence of an S-wave contribution to the $K^+ \pi^-$ and $K_S^0 \pi^+$ systems of $B^0 \rightarrow K^{*0} \mu^+ \mu^-$ and $B^+ \rightarrow K^{*+} \mu^+ \mu^-$ candidates, respectively, complicates the analysis of these channels. This effect is of the order of a few percent and can be neglected in $B^+ \rightarrow K^{*+} \mu^+ \mu^-$ decays with the current statistical precision. The larger signal yield of $B^0 \rightarrow K^{*0} \mu^+ \mu^-$, however, merits a detailed analysis of the S-wave contribution and requires a dedicated study. For this reason the branching fraction of $B^0 \rightarrow K^{*0} \mu^+ \mu^-$ decays is not reported.

By convention, branching fractions are extrapolated to the full q^2 range ignoring the presence of the narrow charmonium resonances. A q^2 distribution based on ref. [48] is used for this. The correction factors to the branching fractions due to this extrapolation are 1.39

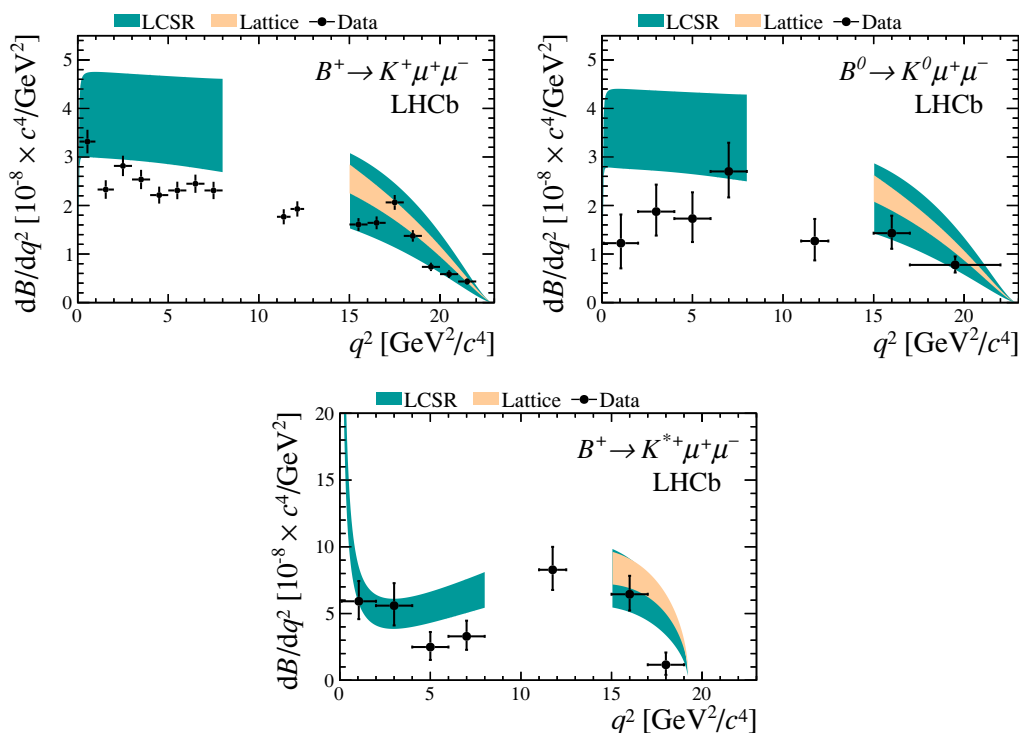


Figure 2. Differential branching fraction results for the $B^+ \rightarrow K^+ \mu^+ \mu^-$, $B^0 \rightarrow K^0 \mu^+ \mu^-$ and $B^+ \rightarrow K^{*+} \mu^+ \mu^-$ decays. The uncertainties shown on the data points are the quadratic sum of the statistical and systematic uncertainties. The shaded regions illustrate the theoretical predictions and their uncertainties from light cone sum rule and lattice QCD calculations.

and 1.50 for $B \rightarrow K \mu^+ \mu^-$ and $B^0 \rightarrow K^{*0} \mu^+ \mu^-$, respectively. No uncertainty is assigned to these corrections. Summing the q^2 bins and applying the extrapolation, the integrated branching fractions become

$$\begin{aligned} \mathcal{B}(B^+ \rightarrow K^+ \mu^+ \mu^-) &= (4.29 \pm 0.07 \text{ (stat)} \pm 0.21 \text{ (syst)}) \times 10^{-7}, \\ \mathcal{B}(B^0 \rightarrow K^0 \mu^+ \mu^-) &= (3.27 \pm 0.34 \text{ (stat)} \pm 0.17 \text{ (syst)}) \times 10^{-7}, \\ \mathcal{B}(B^+ \rightarrow K^{*+} \mu^+ \mu^-) &= (9.24 \pm 0.93 \text{ (stat)} \pm 0.67 \text{ (syst)}) \times 10^{-7}. \end{aligned}$$

These measurements are more precise than the current world averages [26].

Table 3 compares the $B^+ \rightarrow K^+ \mu^+ \mu^-$ and $B^0 \rightarrow K^0 \mu^+ \mu^-$ branching fractions integrated over the q^2 region of $15 - 22 \text{ GeV}^2/c^4$, and the $B^+ \rightarrow K^{*+} \mu^+ \mu^-$ branching fraction integrated over the $15 - 19 \text{ GeV}^2/c^4$ region to the lattice QCD predictions [1, 2, 46, 47]. While the measurements are all individually consistent with their respective predictions, they all have values below those.

8 Isospin asymmetry results

The assumption of no isospin asymmetry in the $B \rightarrow J/\psi K^{(*)}$ modes makes the isospin measurement equivalent to measuring the difference in isospin asymmetry between $B \rightarrow$

Decay mode	Measurement	Prediction
$B^+ \rightarrow K^+ \mu^+ \mu^-$	$8.5 \pm 0.3 \pm 0.4$	10.7 ± 1.2
$B^0 \rightarrow K^0 \mu^+ \mu^-$	$6.7 \pm 1.1 \pm 0.4$	9.8 ± 1.0
$B^+ \rightarrow K^{*+} \mu^+ \mu^-$	$15.8 \begin{smallmatrix} +3.2 \\ -2.9 \end{smallmatrix} \pm 1.1$	26.8 ± 3.6

Table 3. Integrated branching fractions (10^{-8}) in the high q^2 region. For the $B \rightarrow K \mu^+ \mu^-$ modes the region is defined as $15 - 22 \text{ GeV}^2/c^4$, while for $B^+ \rightarrow K^{*+} \mu^+ \mu^-$ it is $15 - 19 \text{ GeV}^2/c^4$. Predictions are obtained using the form factors calculated in lattice QCD over the same q^2 regions. For the measurements, the first uncertainty is statistical and the second systematic.

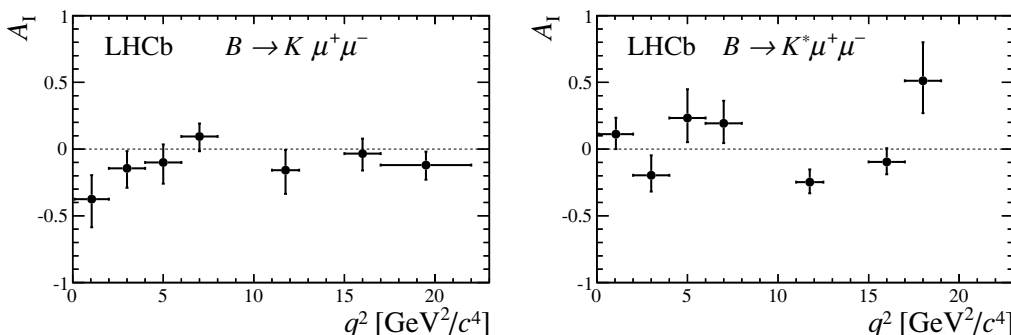


Figure 3. Isospin asymmetries for (left) $B \rightarrow K \mu^+ \mu^-$ and (right) $B \rightarrow K^* \mu^+ \mu^-$ decays.

$K^{(*)} \mu^+ \mu^-$ and $B \rightarrow J/\psi K^{(*)}$ decays. Compared to using the values in ref. [26] for the branching fractions of the $B \rightarrow J/\psi K^{(*)}$ modes, this approach shifts A_I in each bin by approximately 4%. The isospin asymmetries are shown in figure 3 for $B \rightarrow K \mu^+ \mu^-$ and $B \rightarrow K^* \mu^+ \mu^-$ and given in tables 7 and 8 in the appendix. The asymmetric uncertainties are obtained from the profile likelihood.

Since there is no knowledge on the shape of A_I in models that extend the SM, apart from large correlations expected between neighbouring bins, the $A_I = 0$ hypothesis is tested against the simplest alternative, that is a constant value different from zero. The difference in χ^2 between the two hypotheses is used as a test statistic and is compared to the differences in an ensemble of pseudo-experiments which are generated with zero isospin asymmetry. Given the current statistical precision, the hypothesis of $A_I = 0$ is a good approximation to the SM which predicts A_I to be $\mathcal{O}(1\%)$ [3–5]. The p -value for the $B \rightarrow K \mu^+ \mu^-$ isospin asymmetry under the $A_I = 0$ hypothesis is 11%, corresponding to a significance of 1.5σ . The $B \rightarrow K^* \mu^+ \mu^-$ isospin asymmetry has a p -value of 80% with respect to zero. Alternatively, a simple χ^2 test of the data with respect to a hypothesis of zero isospin asymmetry has a p -value of 54% (4%) for the $B \rightarrow K \mu^+ \mu^-$ ($B \rightarrow K^* \mu^+ \mu^-$) isospin asymmetry.

Although the isospin asymmetry for $B \rightarrow K \mu^+ \mu^-$ decays is negative in all but one q^2 bin, results are more consistent with the SM compared to the previous measurement in ref. [9], which quoted a 4.4σ significance to differ from zero, using a test statistic that explicitly tested for A_I to be negative in all bins. The lower significance quoted here is due

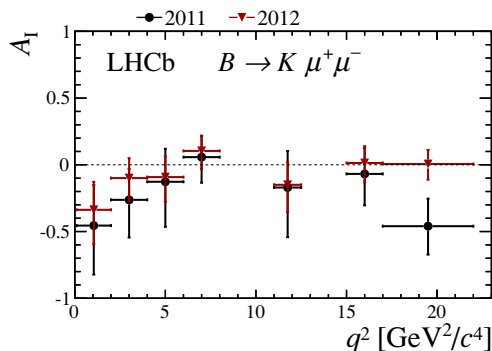


Figure 4. Isospin asymmetry of $B \rightarrow K \mu^+ \mu^-$ obtained separately from the 2011 and 2012 data sets.

to four effects: the change of the test statistic in the calculation of the significance itself, which reduces the previous discrepancy to 3.5σ ; the assumption that the isospin asymmetry of $B \rightarrow J/\psi K^{(*)}$ is zero which reduces the significance further to 3.2σ ; a re-analysis of the 2011 data with the updated reconstruction and event selection that reduces the significance to 2.5σ ; and finally the inclusion of the 2012 data set reduces the significance further to 1.5σ .

The measurements of A_I in the individual q^2 bins obtained from the re-analysis of the 2011 data set are compatible with those obtained in the previous analysis; a χ^2 test on the compatibility of the two results, taking the overlap of events into account, has a p -value of 93%. However results from the 2012 data are more compatible with an A_I value of zero than the re-analysed 2011 data, as shown in figure 4.

9 Conclusion

The most precise measurements of the differential branching fractions of $B^+ \rightarrow K^+ \mu^+ \mu^-$, $B^0 \rightarrow K_S^0 \mu^+ \mu^-$ and $B^+ \rightarrow K^{*+} \mu^+ \mu^-$ decays as well as the isospin asymmetries of $B \rightarrow K \mu^+ \mu^-$ and $B \rightarrow K^* \mu^+ \mu^-$ decays have been performed using a data set corresponding to 3 fb^{-1} of integrated luminosity collected by the LHCb detector.

The isospin asymmetries of the $B \rightarrow K \mu^+ \mu^-$ and $B \rightarrow K^* \mu^+ \mu^-$ decays are both consistent with SM expectations. However, the branching fraction measurements all have lower values than the SM predictions. This is consistent with the $B^0 \rightarrow K^{*0} \mu^+ \mu^-$ and $B_s^0 \rightarrow \phi \mu^+ \mu^-$ branching fractions measured by LHCb, which also favour lower values [10, 47, 49] than predicted by the SM.

Acknowledgments

We would like to thank Roman Zwicky for the useful discussions regarding A_I in the $B \rightarrow J/\psi K^{(*)}$ system, and Chris Bouchard and Stefan Meinel for information on branching fraction predictions of $B \rightarrow K \mu^+ \mu^-$ and $B \rightarrow K^* \mu^+ \mu^-$ from the lattice calculations. We express our gratitude to our colleagues in the CERN accelerator departments for the excellent performance of the LHC. We thank the technical and administrative staff at the LHCb

q^2 range (GeV^2/c^4)	central value	stat	syst
$0.1 < q^2 < 0.98$	33.2	1.8	1.7
$1.1 < q^2 < 2.0$	23.3	1.5	1.2
$2.0 < q^2 < 3.0$	28.2	1.6	1.4
$3.0 < q^2 < 4.0$	25.4	1.5	1.3
$4.0 < q^2 < 5.0$	22.1	1.4	1.1
$5.0 < q^2 < 6.0$	23.1	1.4	1.2
$6.0 < q^2 < 7.0$	24.5	1.4	1.2
$7.0 < q^2 < 8.0$	23.1	1.4	1.2
$11.0 < q^2 < 11.8$	17.7	1.3	0.9
$11.8 < q^2 < 12.5$	19.3	1.2	1.0
$15.0 < q^2 < 16.0$	16.1	1.0	0.8
$16.0 < q^2 < 17.0$	16.4	1.0	0.8
$17.0 < q^2 < 18.0$	20.6	1.1	1.0
$18.0 < q^2 < 19.0$	13.7	1.0	0.7
$19.0 < q^2 < 20.0$	7.4	0.8	0.4
$20.0 < q^2 < 21.0$	5.9	0.7	0.3
$21.0 < q^2 < 22.0$	4.3	0.7	0.2
$1.1 < q^2 < 6.0$	24.2	0.7	1.2
$15.0 < q^2 < 22.0$	12.1	0.4	0.6

Table 4. Differential branching fraction results ($10^{-9} \times c^4/\text{GeV}^2$) for the $B^+ \rightarrow K^+ \mu^+ \mu^-$ decay, including statistical and systematic uncertainties.

institutes. We acknowledge support from CERN and from the national agencies: CAPES, CNPq, FAPERJ and FINEP (Brazil); NSFC (China); CNRS/IN2P3 and Region Auvergne (France); BMBF, DFG, HGF and MPG (Germany); SFI (Ireland); INFN (Italy); FOM and NWO (The Netherlands); SCSR (Poland); MEN/IFA (Romania); MinES, Rosatom, RFBR and NRC “Kurchatov Institute” (Russia); MinECo, XuntaGal and GENCAT (Spain); SNSF and SER (Switzerland); NASU (Ukraine); STFC and the Royal Society (United Kingdom); NSF (U.S.A.). We also acknowledge the support received from EPLANET, Marie Curie Actions and the ERC under FP7. The Tier1 computing centres are supported by IN2P3 (France), KIT and BMBF (Germany), INFN (Italy), NWO and SURF (The Netherlands), PIC (Spain), GridPP (United Kingdom). We are indebted to the communities behind the multiple open source software packages on which we depend. We are also thankful for the computing resources and the access to software R&D tools provided by Yandex LLC (Russia).

A Tabulated results

Open Access. This article is distributed under the terms of the Creative Commons Attribution License ([CC-BY 4.0](https://creativecommons.org/licenses/by/4.0/)), which permits any use, distribution and reproduction in any medium, provided the original author(s) and source are credited.

q^2 range (GeV^2/c^4)	central value	stat	syst
$0.1 < q^2 < 2.0$	12.2	$+5.9$ -5.2	0.6
$2.0 < q^2 < 4.0$	18.7	$+5.5$ -4.9	0.9
$4.0 < q^2 < 6.0$	17.3	$+5.3$ -4.8	0.9
$6.0 < q^2 < 8.0$	27.0	$+5.8$ -5.3	1.4
$11.0 < q^2 < 12.5$	12.7	$+4.5$ -4.0	0.6
$15.0 < q^2 < 17.0$	14.3	$+3.5$ -3.2	0.7
$17.0 < q^2 < 22.0$	7.8	$+1.7$ -1.5	0.4
$1.1 < q^2 < 6.0$	18.7	$+3.5$ -3.2	0.9
$15.0 < q^2 < 22.0$	9.5	$+1.6$ -1.5	0.5

Table 5. Differential branching fraction results ($10^{-9} \times c^4/\text{GeV}^2$) for the $B^0 \rightarrow K^0 \mu^+ \mu^-$ decay, including statistical and systematic uncertainties.

q^2 range (GeV^2/c^4)	central value	stat	syst
$0.1 < q^2 < 2.0$	59.2	$+14.4$ -13.0	4.0
$2.0 < q^2 < 4.0$	55.9	$+15.9$ -14.4	3.8
$4.0 < q^2 < 6.0$	24.9	$+11.0$ -9.6	1.7
$6.0 < q^2 < 8.0$	33.0	$+11.3$ -10.0	2.3
$11.0 < q^2 < 12.5$	82.8	$+15.8$ -14.1	5.6
$15.0 < q^2 < 17.0$	64.4	$+12.9$ -11.5	4.4
$17.0 < q^2 < 19.0$	11.6	$+9.1$ -7.6	0.8
$1.1 < q^2 < 6.0$	36.6	$+8.3$ -7.6	2.6
$15 < q^2 < 19.0$	39.5	$+8.0$ -7.3	2.8

Table 6. Differential branching fraction results ($10^{-9} \times c^4/\text{GeV}^2$) for the $B^+ \rightarrow K^{*+} \mu^+ \mu^-$ decay, including statistical and systematic uncertainties.

q^2 range (GeV^2/c^4)	central value	stat	syst
$0.1 < q^2 < 2.0$	-0.37	$+0.18$ -0.21	0.02
$2.0 < q^2 < 4.0$	-0.15	$+0.13$ -0.15	0.02
$4.0 < q^2 < 6.0$	-0.10	$+0.13$ -0.16	0.02
$6.0 < q^2 < 8.0$	0.09	$+0.10$ -0.11	0.02
$11.0 < q^2 < 12.5$	-0.16	$+0.15$ -0.18	0.03
$15.0 < q^2 < 17.0$	-0.04	$+0.11$ -0.13	0.02
$17.0 < q^2 < 22.0$	-0.12	$+0.10$ -0.11	0.02
$1.1 < q^2 < 6.0$	-0.10	$+0.08$ -0.09	0.02
$15.0 < q^2 < 22.0$	-0.09	$+0.08$ -0.08	0.02

Table 7. Isospin asymmetry results for the $B \rightarrow K \mu^+ \mu^-$ decay, including statistical and systematic uncertainties.

q^2 range (GeV ² /c ⁴)	central value	stat	syst
$0.1 < q^2 < 2.0$	0.11	+0.12 -0.11	0.02
$2.0 < q^2 < 4.0$	-0.20	+0.15 -0.12	0.03
$4.0 < q^2 < 6.0$	0.23	+0.21 -0.18	0.02
$6.0 < q^2 < 8.0$	0.19	+0.17 -0.15	0.02
$11.0 < q^2 < 12.5$	-0.25	+0.09 -0.08	0.03
$15.0 < q^2 < 17.0$	-0.10	+0.10 -0.09	0.03
$17.0 < q^2 < 19.0$	0.51	+0.29 -0.24	0.02
$1.1 < q^2 < 6.0$	0.00	+0.12 -0.10	0.02
$15.0 < q^2 < 19.0$	0.06	+0.10 -0.09	0.02

Table 8. Isospin asymmetry results for the $B \rightarrow K^* \mu^+ \mu^-$ decay, including statistical and systematic uncertainties.

References

- [1] HPQCD collaboration, C. Bouchard, G.P. Lepage, C. Monahan, H. Na and J. Shigemitsu, *Rare decay $B \rightarrow K \ell^+ \ell^-$ form factors from lattice QCD*, *Phys. Rev. D* **88** (2013) 054509 [[arXiv:1306.2384](#)] [[INSPIRE](#)].
- [2] R.R. Horgan, Z. Liu, S. Meinel and M. Wingate, *Lattice QCD calculation of form factors describing the rare decays $B \rightarrow K^* \ell^+ \ell^-$ and $B_s \rightarrow \phi \ell^+ \ell^-$* , *Phys. Rev. D* **89** (2014) 094501 [[arXiv:1310.3722](#)] [[INSPIRE](#)].
- [3] T. Feldmann and J. Matias, *Forward backward and isospin asymmetry for $B \rightarrow K^* \ell^+ \ell^-$ decay in the standard model and in supersymmetry*, *JHEP* **01** (2003) 074 [[hep-ph/0212158](#)] [[INSPIRE](#)].
- [4] A. Khodjamirian, T. Mannel and Y.M. Wang, *$B \rightarrow K \ell^+ \ell^-$ decay at large hadronic recoil*, *JHEP* **02** (2013) 010 [[arXiv:1211.0234](#)] [[INSPIRE](#)].
- [5] J. Lyon and R. Zwicky, *Isospin asymmetries in $B \rightarrow (K^*, \rho) \gamma / l^+ l^-$ and $B \rightarrow K l^+ l^-$ in and beyond the standard model*, *Phys. Rev. D* **88** (2013) 094004 [[arXiv:1305.4797](#)] [[INSPIRE](#)].
- [6] HEAVY FLAVOR AVERAGING GROUP collaboration, Y. Amhis et al., *Averages of B-Hadron, C-Hadron and tau-lepton properties as of early 2012*, [arXiv:1207.1158](#) [[INSPIRE](#)].
- [7] BABAR collaboration, J.P. Lees et al., *Measurement of Branching Fractions and Rate Asymmetries in the Rare Decays $B \rightarrow K^{(*)} l^+ l^-$* , *Phys. Rev. D* **86** (2012) 032012 [[arXiv:1204.3933](#)] [[INSPIRE](#)].
- [8] BELLE collaboration, J.-T. Wei et al., *Measurement of the Differential Branching Fraction and Forward-Backward Asymmetry for $B \rightarrow K^* \ell^+ \ell^-$* , *Phys. Rev. Lett.* **103** (2009) 171801 [[arXiv:0904.0770](#)] [[INSPIRE](#)].
- [9] LHCb collaboration, *Measurement of the isospin asymmetry in $B \rightarrow K^{(*)} \mu^+ \mu^-$ decays*, *JHEP* **07** (2012) 133 [[arXiv:1205.3422](#)] [[INSPIRE](#)].
- [10] LHCb collaboration, *Differential branching fraction and angular analysis of the decay $B^0 \rightarrow K^{*0} \mu^+ \mu^-$* , *JHEP* **08** (2013) 131 [[arXiv:1304.6325](#)] [[INSPIRE](#)].
- [11] D. Becirevic and A. Tayduganov, *Impact of $B \rightarrow K_0^* \ell^+ \ell^-$ on the New Physics search in $B \rightarrow K^* \ell^+ \ell^-$ decay*, *Nucl. Phys. B* **868** (2013) 368 [[arXiv:1207.4004](#)] [[INSPIRE](#)].

- [12] LHCb collaboration, *The LHCb Detector at the LHC*, 2008 *JINST* **3** S08005 [INSPIRE].
- [13] R. Arink et al., *Performance of the LHCb Outer Tracker*, 2014 *JINST* **9** 01002 [arXiv:1311.3893] [INSPIRE].
- [14] F. Archilli, W. Baldini, G. Bencivenni, N. Bondar, W. Bonivento et al., *Performance of the Muon Identification at LHCb*, 2013 *JINST* **8** P10020 [arXiv:1306.0249] [INSPIRE].
- [15] M. Adinolfi et al., *Performance of the LHCb RICH detector at the LHC*, *Eur. Phys. J. C* **73** (2013) 2431 [arXiv:1211.6759] [INSPIRE].
- [16] T. Sjöstrand, S. Mrenna and P.Z. Skands, *PYTHIA 6.4 Physics and Manual*, *JHEP* **05** (2006) 026 [hep-ph/0603175] [INSPIRE].
- [17] T. Sjöstrand, S. Mrenna and P.Z. Skands, *A Brief Introduction to PYTHIA 8.1*, *Comput. Phys. Commun.* **178** (2008) 852 [arXiv:0710.3820] [INSPIRE].
- [18] I. Belyaev et al., *Handling of the generation of primary events in GAUSS, the LHCb simulation framework*, *Nuclear Science Symposium Conference Record (NSS/MIC) IEEE* (2010) 1155.
- [19] D.J. Lange, *The EvtGen particle decay simulation package*, *Nucl. Instrum. Meth. A* **462** (2001) 152 [INSPIRE].
- [20] P. Golonka and Z. Was, *PHOTOS Monte Carlo: A Precision tool for QED corrections in Z and W decays*, *Eur. Phys. J. C* **45** (2006) 97 [hep-ph/0506026] [INSPIRE].
- [21] GEANT4 collaboration, J. Allison et al., *Geant4 developments and applications*, *IEEE Trans. Nucl. Sci.* **53** (2006) 270.
- [22] GEANT4 collaboration, S. Agostinelli et al., *GEANT4: A Simulation toolkit*, *Nucl. Instrum. Meth. A* **506** (2003) 250 [INSPIRE].
- [23] M. Clemencic et al., *The LHCb simulation application, Gauss: design, evolution and experience*, *J. of Phys: Conf. Ser.* **331** (2011) 032023.
- [24] R. Aaij et al., *The LHCb Trigger and its Performance in 2011*, 2013 *JINST* **8** P04022 [arXiv:1211.3055] [INSPIRE].
- [25] V.V. Gligorov and M. Williams, *Efficient, reliable and fast high-level triggering using a bonsai boosted decision tree*, 2013 *JINST* **8** P02013 [arXiv:1210.6861] [INSPIRE].
- [26] PARTICLE DATA GROUP collaboration, J. Beringer et al., *Review of Particle Physics (RPP)*, *Phys. Rev. D* **86** (2012) 010001 [INSPIRE].
- [27] LHCb collaboration, *Observation of a resonance in $B^+ \rightarrow K^+ \mu^+ \mu^-$ decays at low recoil*, *Phys. Rev. Lett.* **111** (2013) 112003 [arXiv:1307.7595] [INSPIRE].
- [28] LHCb collaboration, *Angular analysis of charged and neutral $B \rightarrow K \mu^+ \mu^-$ decays*, *JHEP* **05** (2014) 082 [arXiv:1403.8045] [INSPIRE].
- [29] L. Breiman, J. H. Friedman, R. A. Olshen, and C. J. Stone, *Classification and regression trees*, Wadsworth international group, Belmont, California, USA, 1984.
- [30] R. E. Schapire and Y. Freund, *A decision-theoretic generalization of on-line learning and an application to boosting*, *Jour. Comp. and Syst. Sc.* **55** (1997) 119.
- [31] W.D. Hulsbergen, *Decay chain fitting with a Kalman filter*, *Nucl. Instrum. Meth. A* **552** (2005) 566 [physics/0503191] [INSPIRE].
- [32] T. Skwarnicki, *A study of the radiative cascade transitions between the Upsilon-prime and Upsilon resonances*, PhD thesis, Institute of Nuclear Physics, Krakow, 1986, DESY-F31-86-02.

- [33] BABAR collaboration, B. Aubert et al., *Measurement of branching fractions and charge asymmetries for exclusive B decays to charmonium*, *Phys. Rev. Lett.* **94** (2005) 141801 [[hep-ex/0412062](#)] [[INSPIRE](#)].
- [34] BELLE collaboration, K. Abe et al., *Measurement of branching fractions and charge asymmetries for two-body B meson decays with charmonium*, *Phys. Rev. D* **67** (2003) 032003 [[hep-ex/0211047](#)] [[INSPIRE](#)].
- [35] BELLE collaboration, K. Abe et al., *Measurements of branching fractions and decay amplitudes in B → J/ψK* decays*, *Phys. Lett. B* **538** (2002) 11 [[hep-ex/0205021](#)] [[INSPIRE](#)].
- [36] P. Ball and R. Zwicky, *New results on B → π, K, η decay formfactors from light-cone sum rules*, *Phys. Rev. D* **71** (2005) 014015 [[hep-ph/0406232](#)] [[INSPIRE](#)].
- [37] C. Bobeth, G. Hiller and D. van Dyk, *More Benefits of Semileptonic Rare B Decays at Low Recoil: CP-violation*, *JHEP* **07** (2011) 067 [[arXiv:1105.0376](#)] [[INSPIRE](#)].
- [38] C. Bobeth, G. Hiller, D. van Dyk and C. Wacker, *The Decay B → Kl⁺l⁻ at Low Hadronic Recoil and Model-Independent Delta B = 1 Constraints*, *JHEP* **01** (2012) 107 [[arXiv:1111.2558](#)] [[INSPIRE](#)].
- [39] M. Beneke, T. Feldmann and D. Seidel, *Systematic approach to exclusive B → Vl⁺l⁻, Vγ decays*, *Nucl. Phys. B* **612** (2001) 25 [[hep-ph/0106067](#)] [[INSPIRE](#)].
- [40] M. Beneke, T. Feldmann and D. Seidel, *Exclusive radiative and electroweak b → d and b → s penguin decays at NLO*, *Eur. Phys. J. C* **41** (2005) 173 [[hep-ph/0412400](#)] [[INSPIRE](#)].
- [41] C. Bobeth, G. Hiller and G. Piranishvili, *Angular distributions of B̄ → K̄l̄l decays*, *JHEP* **12** (2007) 040 [[arXiv:0709.4174](#)] [[INSPIRE](#)].
- [42] B. Grinstein and D. Pirjol, *Exclusive rare B → K*l⁺l⁻ decays at low recoil: controlling the long-distance effects*, *Phys. Rev. D* **70** (2004) 114005 [[hep-ph/0404250](#)] [[INSPIRE](#)].
- [43] U. Egede, T. Hurth, J. Matias, M. Ramon and W. Reece, *New observables in the decay mode B̄_d → K̄*⁰l⁺l⁻*, *JHEP* **11** (2008) 032 [[arXiv:0807.2589](#)] [[INSPIRE](#)].
- [44] P. Ball and R. Zwicky, *B_{D,S} → ρ, ω, K*, φ decay form-factors from light-cone sum rules reexamined*, *Phys. Rev. D* **71** (2005) 014029 [[hep-ph/0412079](#)] [[INSPIRE](#)].
- [45] A. Khodjamirian, T. Mannel, A.A. Pivovarov and Y.-M. Wang, *Charm-loop effect in B → K^(*)l⁺l⁻ and B → K*γ*, *JHEP* **09** (2010) 089 [[arXiv:1006.4945](#)] [[INSPIRE](#)].
- [46] HPQCD collaboration, C. Bouchard, G.P. Lepage, C. Monahan, H. Na and J. Shigemitsu, *Standard Model Predictions for B → Kl⁺l⁻ with Form Factors from Lattice QCD*, *Phys. Rev. Lett.* **111** (2013) 162002 [[arXiv:1306.0434](#)] [[INSPIRE](#)].
- [47] R.R. Horgan, Z. Liu, S. Meinel and M. Wingate, *Calculation of B⁰ → K*⁰μ⁺μ⁻ and B_s⁰ → φμ⁺μ⁻ observables using form factors from lattice QCD*, *Phys. Rev. Lett.* **112** (2014) 212003 [[arXiv:1310.3887](#)] [[INSPIRE](#)].
- [48] A. Ali, P. Ball, L.T. Handoko and G. Hiller, *A Comparative study of the decays B → (K, K*)l⁺l⁻ in standard model and supersymmetric theories*, *Phys. Rev. D* **61** (2000) 074024 [[hep-ph/9910221](#)] [[INSPIRE](#)].
- [49] LHCb collaboration, *Differential branching fraction and angular analysis of the decay B_s⁰ → φμ⁺μ⁻*, *JHEP* **07** (2013) 084 [[arXiv:1305.2168](#)] [[INSPIRE](#)].

The LHCb collaboration

R. Aaij⁴¹, B. Adeva³⁷, M. Adinolfi⁴⁶, A. Affolder⁵², Z. Ajaltouni⁵, J. Albrecht⁹, F. Alessio³⁸, M. Alexander⁵¹, S. Ali⁴¹, G. Alkhazov³⁰, P. Alvarez Cartelle³⁷, A.A. Alves Jr^{25,38}, S. Amato², S. Amerio²², Y. Amhis⁷, L. An³, L. Anderlini^{17,g}, J. Anderson⁴⁰, R. Andreassen⁵⁷, M. Andreotti^{16,f}, J.E. Andrews⁵⁸, R.B. Appleby⁵⁴, O. Aquines Gutierrez¹⁰, F. Archilli³⁸, A. Artamonov³⁵, M. Artuso⁵⁹, E. Aslanides⁶, G. Auremma^{25,n}, M. Baalouch⁵, S. Bachmann¹¹, J.J. Back⁴⁸, A. Badalov³⁶, V. Balagura³¹, W. Baldini¹⁶, R.J. Barlow⁵⁴, C. Barschel³⁸, S. Barsuk⁷, W. Barter⁴⁷, V. Batozskaya²⁸, Th. Bauer⁴¹, A. Bay³⁹, J. Beddow⁵¹, F. Bedeschi²³, I. Bediaga¹, S. Belogurov³¹, K. Belous³⁵, I. Belyaev³¹, E. Ben-Haim⁸, G. Bencivenni¹⁸, S. Benson⁵⁰, J. Benton⁴⁶, A. Berezhnoy³², R. Bernet⁴⁰, M.-O. Bettler⁴⁷, M. van Beuzekom⁴¹, A. Bien¹¹, S. Bifani⁴⁵, T. Bird⁵⁴, A. Bizzeti^{17,i}, P.M. Bjørnstad⁵⁴, T. Blake⁴⁸, F. Blanc³⁹, J. Blouw¹⁰, S. Blusk⁵⁹, V. Bocci²⁵, A. Bondar³⁴, N. Bondar^{30,38}, W. Bonivento^{15,38}, S. Borghi⁵⁴, A. Borgia⁵⁹, M. Borsato⁷, T.J.V. Bowcock⁵², E. Bowen⁴⁰, C. Bozzi¹⁶, T. Brambach⁹, J. van den Brand⁴², J. Bressieux³⁹, D. Brett⁵⁴, M. Britsch¹⁰, T. Britton⁵⁹, N.H. Brook⁴⁶, H. Brown⁵², A. Bursche⁴⁰, G. Busetto^{22,q}, J. Buytaert³⁸, S. Cadeddu¹⁵, R. Calabrese^{16,f}, O. Callot⁷, M. Calvi^{20,k}, M. Calvo Gomez^{36,o}, A. Camboni³⁶, P. Campana^{18,38}, D. Campora Perez³⁸, A. Carbone^{14,d}, G. Carboni^{24,l}, R. Cardinale^{19,38,j}, A. Cardini¹⁵, H. Carranza-Mejia⁵⁰, L. Carson⁵⁰, K. Carvalho Akiba², G. Casse⁵², L. Cassina²⁰, L. Castillo Garcia³⁸, M. Cattaneo³⁸, Ch. Cauet⁹, R. Cenci⁵⁸, M. Charles⁸, Ph. Charpentier³⁸, S.-F. Cheung⁵⁵, N. Chiapolini⁴⁰, M. Chrzasteczko^{40,26}, K. Ciba³⁸, X. Cid Vidal³⁸, G. Ciezarek⁵³, P.E.L. Clarke⁵⁰, M. Clemencic³⁸, H.V. Cliff⁴⁷, J. Closier³⁸, C. Coca²⁹, V. Coco³⁸, J. Cogan⁶, E. Cogneras⁵, P. Collins³⁸, A. Comerma-Montells¹¹, A. Contu^{15,38}, A. Cook⁴⁶, M. Coombes⁴⁶, S. Coquereau⁸, G. Corti³⁸, M. Corvo^{16,f}, I. Counts⁵⁶, B. Couturier³⁸, G.A. Cowan⁵⁰, D.C. Craik⁴⁸, M. Cruz Torres⁶⁰, S. Cunliffe⁵³, R. Currie⁵⁰, C. D'Ambrosio³⁸, J. Dalseno⁴⁶, P. David⁸, P.N.Y. David⁴¹, A. Davis⁵⁷, K. De Bruyn⁴¹, S. De Capua⁵⁴, M. De Cian¹¹, J.M. De Miranda¹, L. De Paula², W. De Silva⁵⁷, P. De Simone¹⁸, D. Decamp⁴, M. Deckenhoff⁹, L. Del Buono⁸, N. Déleage⁴, D. Derkach⁵⁵, O. Deschamps⁵, F. Dettori⁴², A. Di Canto³⁸, H. Dijkstra³⁸, S. Donleavy⁵², F. Dordei¹¹, M. Dorigo³⁹, A. Dosil Suárez³⁷, D. Dossett⁴⁸, A. Dovbnya⁴³, F. Dupertuis³⁹, P. Durante³⁸, R. Dzhelyadin³⁵, A. Dziurda²⁶, A. Dzyuba³⁰, S. Easo⁴⁹, U. Egede⁵³, V. Egorychev³¹, S. Eidelman³⁴, S. Eisenhardt⁵⁰, U. Eitschberger⁹, R. Ekelhof⁹, L. Eklund^{51,38}, I. El Rifai⁵, Ch. Elsasser⁴⁰, S. Esen¹¹, T. Evans⁵⁵, A. Falabella^{16,f}, C. Färber¹¹, C. Farinelli⁴¹, S. Farry⁵², D. Ferguson⁵⁰, V. Fernandez Albor³⁷, F. Ferreira Rodrigues¹, M. Ferro-Luzzi³⁸, S. Filippov³³, M. Fiore^{16,f}, M. Fiorini^{16,f}, M. Firlej²⁷, C. Fitzpatrick³⁸, T. Fiutowski²⁷, M. Fontana¹⁰, F. Fontanelli^{19,j}, R. Forty³⁸, O. Francisco², M. Frank³⁸, C. Frei³⁸, M. Frosini^{17,38,g}, J. Fu^{21,38}, E. Furfaro^{24,l}, A. Gallas Torreira³⁷, D. Galli^{14,d}, S. Gallorini²², S. Gambetta^{19,j}, M. Gandelman², P. Gandini⁵⁹, Y. Gao³, J. Garofoli⁵⁹, J. Garra Tico⁴⁷, L. Garrido³⁶, C. Gaspar³⁸, R. Gauld⁵⁵, L. Gavardi⁹, E. Gersabeck¹¹, M. Gersabeck⁵⁴, T. Gershon⁴⁸, Ph. Ghez⁴, A. Gianelle²², S. Giani³⁹, V. Gibson⁴⁷, L. Giubega²⁹, V.V. Gligorov³⁸, C. Göbel⁶⁰, D. Golubkov³¹, A. Golutvin^{53,31,38}, A. Gomes^{1,a}, H. Gordon³⁸, C. Gotti²⁰, M. Grabalosa Gándara⁵, R. Graciani Diaz³⁶, L.A. Granado Cardoso³⁸, E. Graugés³⁶, G. Graziani¹⁷, A. Grecu²⁹, E. Greening⁵⁵, S. Gregson⁴⁷, P. Griffith⁴⁵, L. Grillo¹¹, O. Grünberg⁶², B. Gui⁵⁹, E. Gushchin³³, Yu. Guz^{35,38}, T. Gys³⁸, C. Hadjivasiliou⁵⁹, G. Haefeli³⁹, C. Haen³⁸, S.C. Haines⁴⁷, S. Hall⁵³, B. Hamilton⁵⁸, T. Hampson⁴⁶, X. Han¹¹, S. Hansmann-Menzemer¹¹, N. Harnew⁵⁵, S.T. Harnew⁴⁶, J. Harrison⁵⁴, T. Hartmann⁶², J. He³⁸, T. Head³⁸, V. Heijne⁴¹, K. Hennessy⁵², P. Henrard⁵, L. Henry⁸, J.A. Hernando Morata³⁷, E. van Herwijnen³⁸, M. Heß⁶², A. Hicheur¹, D. Hill⁵⁵, M. Hoballah⁵, C. Hombach⁵⁴, W. Hulsbergen⁴¹, P. Hunt⁵⁵, N. Hussain⁵⁵, D. Hutchcroft⁵², D. Hynds⁵¹, M. Idzik²⁷, P. Ilten⁵⁶, R. Jacobsson³⁸, A. Jaeger¹¹, J. Jalocha⁵⁵, E. Jans⁴¹, P. Jaton³⁹, A. Jawahery⁵⁸, M. Jezabek²⁶, F. Jing³, M. John⁵⁵, D. Johnson⁵⁵,

C.R. Jones⁴⁷, C. Joram³⁸, B. Jost³⁸, N. Jurik⁵⁹, M. Kaballo⁹, S. Kandybei⁴³, W. Kanso⁶,
 M. Karacson³⁸, T.M. Karbach³⁸, M. Kelsey⁵⁹, I.R. Kenyon⁴⁵, T. Ketel⁴², B. Khanji²⁰,
 C. Khurewathanakul³⁹, S. Klaver⁵⁴, O. Kochebina⁷, M. Kolpin¹¹, I. Komarov³⁹, R.F. Koopman⁴²,
 P. Koppenburg^{41,38}, M. Korolev³², A. Kozlinskiy⁴¹, L. Kravchuk³³, K. Kreplin¹¹, M. Kreps⁴⁸,
 G. Krocker¹¹, P. Krokovny³⁴, F. Kruse⁹, M. Kucharczyk^{20,26,38,k}, V. Kudryavtsev³⁴, K. Kurek²⁸,
 T. Kvaratskheliya³¹, V.N. La Thi³⁹, D. Lacarrere³⁸, G. Lafferty⁵⁴, A. Lai¹⁵, D. Lambert⁵⁰,
 R.W. Lambert⁴², E. Lanciotti³⁸, G. Lanfranchi¹⁸, C. Langenbruch³⁸, B. Langhans³⁸, T. Latham⁴⁸,
 C. Lazzeroni⁴⁵, R. Le Gac⁶, J. van Leerdam⁴¹, J.-P. Lees⁴, R. Lefèvre⁵, A. Leflat³², J. Lefrançois⁷,
 S. Leo²³, O. Leroy⁶, T. Lesiak²⁶, B. Leverington¹¹, Y. Li³, M. Liles⁵², R. Lindner³⁸, C. Linn³⁸,
 F. Lionetto⁴⁰, B. Liu¹⁵, G. Liu³⁸, S. Lohn³⁸, I. Longstaff⁵¹, J.H. Lopes², N. Lopez-March³⁹,
 P. Lowdon⁴⁰, H. Lu³, D. Lucchesi^{22,q}, H. Luo⁵⁰, A. Lupato²², E. Luppi^{16,f}, O. Lupton⁵⁵,
 F. Machefert⁷, I.V. Machikhiliyan³¹, F. Maciuc²⁹, O. Maev³⁰, S. Malde⁵⁵, G. Manca^{15,e},
 G. Mancinelli⁶, M. Manzali^{16,f}, J. Maratas⁵, J.F. Marchand⁴, U. Marconi¹⁴, C. Marin Benito³⁶,
 P. Marino^{23,s}, R. Märki³⁹, J. Marks¹¹, G. Martellotti²⁵, A. Martens⁸, A. Martín Sánchez⁷,
 M. Martinelli⁴¹, D. Martinez Santos⁴², F. Martinez Vidal⁶⁴, D. Martins Tostes², A. Massafferri¹,
 R. Matev³⁸, Z. Mathe³⁸, C. Matteuzzi²⁰, A. Mazurov^{16,f}, M. McCann⁵³, J. McCarthy⁴⁵,
 A. McNab⁵⁴, R. McNulty¹², B. McKelly⁵², B. Meadows^{57,55}, F. Meier⁹, M. Meissner¹¹, M. Merk⁴¹,
 D.A. Milanes⁸, M.-N. Minard⁴, J. Molina Rodriguez⁶⁰, S. Monteil⁵, D. Moran⁵⁴, M. Morandin²²,
 P. Morawski²⁶, A. Mordà⁶, M.J. Morello^{23,s}, J. Moron²⁷, R. Mountain⁵⁹, F. Muheim⁵⁰, K. Müller⁴⁰,
 R. Muresan²⁹, B. Muster³⁹, P. Naik⁴⁶, T. Nakada³⁹, R. Nandakumar⁴⁹, I. Nasteva², M. Needham⁵⁰,
 N. Neri²¹, S. Neubert³⁸, N. Neufeld³⁸, M. Neuner¹¹, A.D. Nguyen³⁹, T.D. Nguyen³⁹,
 C. Nguyen-Mau^{39,p}, M. Nicol⁷, V. Niess⁵, R. Niet⁹, N. Nikitin³², T. Nikodem¹¹, A. Novoselov³⁵,
 A. Oblakowska-Mucha²⁷, V. Obraztsov³⁵, S. Oggero⁴¹, S. Ogilvy⁵¹, O. Okhrimenko⁴⁴,
 R. Oldeman^{15,e}, G. Onderwater⁶⁵, M. Orlandea²⁹, J.M. Otalora Goicochea², P. Owen⁵³,
 A. Oyanguren⁶⁴, B.K. Pal⁵⁹, A. Palano^{13,c}, F. Palombo^{21,t}, M. Palutan¹⁸, J. Panman³⁸,
 A. Papanestis^{49,38}, M. Pappagallo⁵¹, C. Parkes⁵⁴, C.J. Parkinson⁹, G. Passaleva¹⁷, G.D. Patel⁵²,
 M. Patel⁵³, C. Patrignani^{19,j}, A. Pazos Alvarez³⁷, A. Pearce⁵⁴, A. Pellegrino⁴¹, M. Pepe Altarelli³⁸,
 S. Perazzini^{14,d}, E. Perez Trigo³⁷, P. Perret⁵, M. Perrin-Terrin⁶, L. Pescatore⁴⁵, E. Pesen⁶⁶,
 K. Petridis⁵³, A. Petrolini^{19,j}, E. Picatoste Olloqui³⁶, B. Pietrzyk⁴, T. Pilar⁴⁸, D. Pinci²⁵,
 A. Pistone¹⁹, S. Playfer⁵⁰, M. Plo Casasus³⁷, F. Polci⁸, A. Poluektov^{48,34}, E. Polcarpo²,
 A. Popov³⁵, D. Popov¹⁰, B. Popovici²⁹, C. Potterat², A. Powell⁵⁵, J. Prisciandaro³⁹, A. Pritchard⁵²,
 C. Prouve⁴⁶, V. Pugatch⁴⁴, A. Puig Navarro³⁹, G. Punzi^{23,r}, W. Qian⁴, B. Rachwal²⁶,
 J.H. Rademacker⁴⁶, B. Rakotomiramanana³⁹, M. Rama¹⁸, M.S. Rangel², I. Raniuk⁴³,
 N. Rauschmayr³⁸, G. Raven⁴², S. Reichert⁵⁴, M.M. Reid⁴⁸, A.C. dos Reis¹, S. Ricciardi⁴⁹,
 A. Richards⁵³, K. Rinnert⁵², V. Rives Molina³⁶, D.A. Roa Romero⁵, P. Robbe⁷, A.B. Rodrigues¹,
 E. Rodrigues⁵⁴, P. Rodriguez Perez⁵⁴, S. Roiser³⁸, V. Romanovsky³⁵, A. Romero Vidal³⁷,
 M. Rotondo²², J. Rouvinet³⁹, T. Ruf³⁸, F. Ruffini²³, H. Ruiz³⁶, P. Ruiz Valls⁶⁴, G. Sabatino^{25,l},
 J.J. Saborido Silva³⁷, N. Sagidova³⁰, P. Sail⁵¹, B. Saitta^{15,e}, V. Salustino Guimaraes²,
 C. Sanchez Mayordomo⁶⁴, B. Sanmartin Sedes³⁷, R. Santacesaria²⁵, C. Santamarina Rios³⁷,
 E. Santovetti^{24,l}, M. Sapunov⁶, A. Sarti^{18,m}, C. Satriano^{25,n}, A. Satta²⁴, M. Savrie^{16,f},
 D. Savrina^{31,32}, M. Schiller⁴², H. Schindler³⁸, M. Schlupp⁹, M. Schmelling¹⁰, B. Schmidt³⁸,
 O. Schneider³⁹, A. Schopper³⁸, M.-H. Schune⁷, R. Schwemmer³⁸, B. Sciascia¹⁸, A. Sciubba²⁵,
 M. Seco³⁷, A. Semennikov³¹, K. Senderowska²⁷, I. Sepp⁵³, N. Serra⁴⁰, J. Serrano⁶, L. Sestini²²,
 P. Seyfert¹¹, M. Shapkin³⁵, I. Shapoval^{16,43,f}, Y. Shcheglov³⁰, T. Shears⁵², L. Shekhtman³⁴,
 V. Shevchenko⁶³, A. Shires⁹, R. Silva Coutinho⁴⁸, G. Simi²², M. Sirendi⁴⁷, N. Skidmore⁴⁶,
 T. Skwarnicki⁵⁹, N.A. Smith⁵², E. Smith^{55,49}, E. Smith⁵³, J. Smith⁴⁷, M. Smith⁵⁴, H. Snoek⁴¹,
 M.D. Sokoloff⁵⁷, F.J.P. Soler⁵¹, F. Soomro³⁹, D. Souza⁴⁶, B. Souza De Paula², B. Spaan⁹,
 A. Sparkes⁵⁰, F. Spinella²³, P. Spradlin⁵¹, F. Stagni³⁸, S. Stahl¹¹, O. Steinkamp⁴⁰, O. Stenyakin³⁵,

S. Stevenson⁵⁵, S. Stoica²⁹, S. Stone⁵⁹, B. Storaci⁴⁰, S. Stracka^{23,38}, M. Straticiu²⁹,
 U. Straumann⁴⁰, R. Stroili²², V.K. Subbiah³⁸, L. Sun⁵⁷, W. Sutcliffe⁵³, K. Swientek²⁷, S. Swientek⁹,
 V. Syropoulos⁴², M. Szczekowski²⁸, P. Szczypka^{39,38}, D. Szilard², T. Szumlak²⁷, S. T'Jampens⁴,
 M. Teklishyn⁷, G. Tellarini^{16,f}, E. Teodorescu²⁹, F. Teubert³⁸, C. Thomas⁵⁵, E. Thomas³⁸,
 J. van Tilburg⁴¹, V. Tisserand⁴, M. Tobin³⁹, S. Tolck⁴², L. Tomassetti^{16,f}, D. Tonelli³⁸,
 S. Topp-Joergensen⁵⁵, N. Torr⁵⁵, E. Tournefier⁴, S. Tourneur³⁹, M.T. Tran³⁹, M. Tresch⁴⁰,
 A. Tsaregorodtsev⁶, P. Tsopelas⁴¹, N. Tuning⁴¹, M. Ubeda Garcia³⁸, A. Ukleja²⁸, A. Ustyuzhanin⁶³,
 U. Uwer¹¹, V. Vagnoni¹⁴, G. Valenti¹⁴, A. Vallier⁷, R. Vazquez Gomez¹⁸, P. Vazquez Regueiro³⁷,
 C. Vázquez Sierra³⁷, S. Vecchi¹⁶, J.J. Velthuis⁴⁶, M. Veltri^{17,h}, G. Veneziano³⁹, M. Vesterinen¹¹,
 B. Viaud⁷, D. Vieira², M. Vieites Diaz³⁷, X. Vilasis-Cardona^{36,o}, A. Vollhardt⁴⁰, D. Volyanskyy¹⁰,
 D. Voong⁴⁶, A. Vorobyev³⁰, V. Vorobyev³⁴, C. Voß⁶², H. Voss¹⁰, J.A. de Vries⁴¹, R. Waldi⁶²,
 C. Wallace⁴⁸, R. Wallace¹², J. Walsh²³, S. Wandernoth¹¹, J. Wang⁵⁹, D.R. Ward⁴⁷, N.K. Watson⁴⁵,
 A.D. Webber⁵⁴, D. Websdale⁵³, M. Whitehead⁴⁸, J. Wicht³⁸, D. Wiedner¹¹, G. Wilkinson⁵⁵,
 M.P. Williams⁴⁵, M. Williams⁵⁶, F.F. Wilson⁴⁹, J. Wimberley⁵⁸, J. Wishahi⁹, W. Wislicki²⁸,
 M. Witek²⁶, G. Wormser⁷, S.A. Wotton⁴⁷, S. Wright⁴⁷, S. Wu³, K. Wyllie³⁸, Y. Xie⁶¹, Z. Xing⁵⁹,
 Z. Xu³⁹, Z. Yang³, X. Yuan³, O. Yushchenko³⁵, M. Zangoli¹⁴, M. Zavertyaev^{10,b}, F. Zhang³,
 L. Zhang⁵⁹, W.C. Zhang¹², Y. Zhang³, A. Zhelezov¹¹, A. Zhokhov³¹, L. Zhong³, A. Zvyagin³⁸

- ¹ *Centro Brasileiro de Pesquisas Físicas (CBPF), Rio de Janeiro, Brazil*
- ² *Universidade Federal do Rio de Janeiro (UFRJ), Rio de Janeiro, Brazil*
- ³ *Center for High Energy Physics, Tsinghua University, Beijing, China*
- ⁴ *LAPP, Université de Savoie, CNRS/IN2P3, Annecy-Le-Vieux, France*
- ⁵ *Clermont Université, Université Blaise Pascal, CNRS/IN2P3, LPC, Clermont-Ferrand, France*
- ⁶ *CPPM, Aix-Marseille Université, CNRS/IN2P3, Marseille, France*
- ⁷ *LAL, Université Paris-Sud, CNRS/IN2P3, Orsay, France*
- ⁸ *LPNHE, Université Pierre et Marie Curie, Université Paris Diderot, CNRS/IN2P3, Paris, France*
- ⁹ *Fakultät Physik, Technische Universität Dortmund, Dortmund, Germany*
- ¹⁰ *Max-Planck-Institut für Kernphysik (MPIK), Heidelberg, Germany*
- ¹¹ *Physikalisches Institut, Ruprecht-Karls-Universität Heidelberg, Heidelberg, Germany*
- ¹² *School of Physics, University College Dublin, Dublin, Ireland*
- ¹³ *Sezione INFN di Bari, Bari, Italy*
- ¹⁴ *Sezione INFN di Bologna, Bologna, Italy*
- ¹⁵ *Sezione INFN di Cagliari, Cagliari, Italy*
- ¹⁶ *Sezione INFN di Ferrara, Ferrara, Italy*
- ¹⁷ *Sezione INFN di Firenze, Firenze, Italy*
- ¹⁸ *Laboratori Nazionali dell'INFN di Frascati, Frascati, Italy*
- ¹⁹ *Sezione INFN di Genova, Genova, Italy*
- ²⁰ *Sezione INFN di Milano Bicocca, Milano, Italy*
- ²¹ *Sezione INFN di Milano, Milano, Italy*
- ²² *Sezione INFN di Padova, Padova, Italy*
- ²³ *Sezione INFN di Pisa, Pisa, Italy*
- ²⁴ *Sezione INFN di Roma Tor Vergata, Roma, Italy*
- ²⁵ *Sezione INFN di Roma La Sapienza, Roma, Italy*
- ²⁶ *Henryk Niewodniczanski Institute of Nuclear Physics Polish Academy of Sciences, Kraków, Poland*
- ²⁷ *AGH - University of Science and Technology, Faculty of Physics and Applied Computer Science, Kraków, Poland*
- ²⁸ *National Center for Nuclear Research (NCBJ), Warsaw, Poland*
- ²⁹ *Horia Hulubei National Institute of Physics and Nuclear Engineering, Bucharest-Magurele, Romania*
- ³⁰ *Petersburg Nuclear Physics Institute (PNPI), Gatchina, Russia*
- ³¹ *Institute of Theoretical and Experimental Physics (ITEP), Moscow, Russia*
- ³² *Institute of Nuclear Physics, Moscow State University (SINP MSU), Moscow, Russia*

- ³³ *Institute for Nuclear Research of the Russian Academy of Sciences (INR RAN), Moscow, Russia*
- ³⁴ *Budker Institute of Nuclear Physics (SB RAS) and Novosibirsk State University, Novosibirsk, Russia*
- ³⁵ *Institute for High Energy Physics (IHEP), Protvino, Russia*
- ³⁶ *Universitat de Barcelona, Barcelona, Spain*
- ³⁷ *Universidad de Santiago de Compostela, Santiago de Compostela, Spain*
- ³⁸ *European Organization for Nuclear Research (CERN), Geneva, Switzerland*
- ³⁹ *Ecole Polytechnique Fédérale de Lausanne (EPFL), Lausanne, Switzerland*
- ⁴⁰ *Physik-Institut, Universität Zürich, Zürich, Switzerland*
- ⁴¹ *Nikhef National Institute for Subatomic Physics, Amsterdam, The Netherlands*
- ⁴² *Nikhef National Institute for Subatomic Physics and VU University Amsterdam, Amsterdam, The Netherlands*
- ⁴³ *NSC Kharkiv Institute of Physics and Technology (NSC KIPT), Kharkiv, Ukraine*
- ⁴⁴ *Institute for Nuclear Research of the National Academy of Sciences (KINR), Kyiv, Ukraine*
- ⁴⁵ *University of Birmingham, Birmingham, United Kingdom*
- ⁴⁶ *H.H. Wills Physics Laboratory, University of Bristol, Bristol, United Kingdom*
- ⁴⁷ *Cavendish Laboratory, University of Cambridge, Cambridge, United Kingdom*
- ⁴⁸ *Department of Physics, University of Warwick, Coventry, United Kingdom*
- ⁴⁹ *STFC Rutherford Appleton Laboratory, Didcot, United Kingdom*
- ⁵⁰ *School of Physics and Astronomy, University of Edinburgh, Edinburgh, United Kingdom*
- ⁵¹ *School of Physics and Astronomy, University of Glasgow, Glasgow, United Kingdom*
- ⁵² *Oliver Lodge Laboratory, University of Liverpool, Liverpool, United Kingdom*
- ⁵³ *Imperial College London, London, United Kingdom*
- ⁵⁴ *School of Physics and Astronomy, University of Manchester, Manchester, United Kingdom*
- ⁵⁵ *Department of Physics, University of Oxford, Oxford, United Kingdom*
- ⁵⁶ *Massachusetts Institute of Technology, Cambridge, MA, United States*
- ⁵⁷ *University of Cincinnati, Cincinnati, OH, United States*
- ⁵⁸ *University of Maryland, College Park, MD, United States*
- ⁵⁹ *Syracuse University, Syracuse, NY, United States*
- ⁶⁰ *Pontifícia Universidade Católica do Rio de Janeiro (PUC-Rio), Rio de Janeiro, Brazil, associated to ²*
- ⁶¹ *Institute of Particle Physics, Central China Normal University, Wuhan, Hubei, China, associated to ³*
- ⁶² *Institut für Physik, Universität Rostock, Rostock, Germany, associated to ¹¹*
- ⁶³ *National Research Centre Kurchatov Institute, Moscow, Russia, associated to ³¹*
- ⁶⁴ *Instituto de Física Corpuscular (IFIC), Universitat de Valencia-CSIC, Valencia, Spain, associated to ³⁶*
- ⁶⁵ *KVI - University of Groningen, Groningen, The Netherlands, associated to ⁴¹*
- ⁶⁶ *Celal Bayar University, Manisa, Turkey, associated to ³⁸*
- ^a *Universidade Federal do Triângulo Mineiro (UFMT), Uberaba-MG, Brazil*
- ^b *P.N. Lebedev Physical Institute, Russian Academy of Science (LPI RAS), Moscow, Russia*
- ^c *Università di Bari, Bari, Italy*
- ^d *Università di Bologna, Bologna, Italy*
- ^e *Università di Cagliari, Cagliari, Italy*
- ^f *Università di Ferrara, Ferrara, Italy*
- ^g *Università di Firenze, Firenze, Italy*
- ^h *Università di Urbino, Urbino, Italy*
- ⁱ *Università di Modena e Reggio Emilia, Modena, Italy*
- ^j *Università di Genova, Genova, Italy*
- ^k *Università di Milano Bicocca, Milano, Italy*
- ^l *Università di Roma Tor Vergata, Roma, Italy*
- ^m *Università di Roma La Sapienza, Roma, Italy*
- ⁿ *Università della Basilicata, Potenza, Italy*
- ^o *LIFAELS, La Salle, Universitat Ramon Llull, Barcelona, Spain*
- ^p *Hanoi University of Science, Hanoi, Viet Nam*

- ^a *Università di Padova, Padova, Italy*
^r *Università di Pisa, Pisa, Italy*
^s *Scuola Normale Superiore, Pisa, Italy*
^t *Università degli Studi di Milano, Milano, Italy*