

Search for a scalar partner of the top quark in the all-hadronic $t\bar{t}$ plus missing transverse momentum final state at $\sqrt{s}=13$ TeV with the ATLAS detector

Collaboration, ATLAS; Newman, Paul

DOI:
[10.1140/epjc/s10052-020-8102-8](https://doi.org/10.1140/epjc/s10052-020-8102-8)

Citation for published version (Harvard):

Collaboration, ATLAS & Newman, P 2020, 'Search for a scalar partner of the top quark in the all-hadronic $t\bar{t}$ plus missing transverse momentum final state at $\sqrt{s}=13$ TeV with the ATLAS detector', *Eur. Phys. J. C*, vol. 80, no. 8, 737. <https://doi.org/10.1140/epjc/s10052-020-8102-8>

[Link to publication on Research at Birmingham portal](#)

General rights

Unless a licence is specified above, all rights (including copyright and moral rights) in this document are retained by the authors and/or the copyright holders. The express permission of the copyright holder must be obtained for any use of this material other than for purposes permitted by law.

- Users may freely distribute the URL that is used to identify this publication.
- Users may download and/or print one copy of the publication from the University of Birmingham research portal for the purpose of private study or non-commercial research.
- User may use extracts from the document in line with the concept of 'fair dealing' under the Copyright, Designs and Patents Act 1988 (?)
- Users may not further distribute the material nor use it for the purposes of commercial gain.

Where a licence is displayed above, please note the terms and conditions of the licence govern your use of this document.

When citing, please reference the published version.

Take down policy

While the University of Birmingham exercises care and attention in making items available there are rare occasions when an item has been uploaded in error or has been deemed to be commercially or otherwise sensitive.

If you believe that this is the case for this document, please contact UBIRA@lists.bham.ac.uk providing details and we will remove access to the work immediately and investigate.



Search for a scalar partner of the top quark in the all-hadronic $t\bar{t}$ plus missing transverse momentum final state at $\sqrt{s} = 13$ TeV with the ATLAS detector

The ATLAS Collaboration

A search for direct pair production of scalar partners of the top quark (top squarks or scalar third-generation up-type leptoquarks) in the all-hadronic $t\bar{t}$ plus missing transverse momentum final state is presented. The analysis of 139 fb^{-1} of $\sqrt{s} = 13$ TeV proton–proton collision data collected using the ATLAS detector at the LHC yields no significant excess over the Standard Model background expectation. To interpret the results, a supersymmetric model is used where the top squark decays via $\tilde{t} \rightarrow t^{(*)} \tilde{\chi}_1^0$, with $t^{(*)}$ denoting an on-shell (off-shell) top quark and $\tilde{\chi}_1^0$ the lightest neutralino. Three specific event selections are optimised for the following scenarios. In the scenario where $m_{\tilde{t}} > m_t + m_{\tilde{\chi}_1^0}$, top squark masses are excluded in the range 400–1250 GeV for $\tilde{\chi}_1^0$ masses below 200 GeV at 95% confidence level. In the situation where $m_{\tilde{t}} \sim m_t + m_{\tilde{\chi}_1^0}$, top squark masses in the range 300–630 GeV are excluded, while in the case where $m_{\tilde{t}} < m_W + m_b + m_{\tilde{\chi}_1^0}$ (with $m_{\tilde{t}} - m_{\tilde{\chi}_1^0} \geq 5$ GeV), considered for the first time in an ATLAS all-hadronic search, top squark masses in the range 300–660 GeV are excluded. Limits are also set for scalar third-generation up-type leptoquarks, excluding leptoquarks with masses below 1240 GeV when considering only leptoquark decays into a top quark and a neutrino.

1 Introduction

Supersymmetry (SUSY) [1–6] is an extension of the Standard Model (SM) that can resolve the gauge hierarchy problem [7–10] by introducing supersymmetric partners of the SM bosons and fermions. The SUSY partner to the top quark, the top squark, plays an important role in cancelling out potentially large top-quark loop corrections to the Higgs boson mass [11, 12]. Naturalness arguments suggest that the superpartners of the third-generation quarks may be $\mathcal{O}(\text{TeV})$, and thus experimentally accessible at the Large Hadron Collider (LHC) [13, 14]. The superpartners of the left- and right-handed top quarks, \tilde{t}_L and \tilde{t}_R , mix to form two mass eigenstates, \tilde{t}_1 and \tilde{t}_2 , where \tilde{t}_1 is the lighter one. Throughout this paper, it is assumed that \tilde{t}_2 has sufficiently high mass such that the analysis is sensitive to \tilde{t}_1 only, which is labelled \tilde{t} in the following.

R -parity-conserving SUSY models [15] may also provide a dark-matter candidate through the lightest supersymmetric particle (LSP), which is stable [16, 17]. In these models, the supersymmetric partners are produced in pairs. At the LHC, top squarks are produced mostly via gluon–gluon fusion as well as quark–antiquark annihilation. In a simplified scenario where the first- and second-generation squarks and gluinos are decoupled, the cross section of direct top squark pair production is largely decoupled from the specific choice of SUSY model parameters except for the top squark mass. This production cross section falls steeply with increasing top squark mass, ranging from 10.0 ± 6.7 pb for $m_{\tilde{t}} = 300$ GeV to 0.89 ± 0.13 fb for $m_{\tilde{t}} = 1300$ GeV [18–21].

In this paper, each top squark is assumed to decay into a top quark (that may be either on-shell or off-shell) and the LSP, which is assumed to be the lightest neutral mass eigenstate of the partners of the electroweak gauge and Higgs bosons, i.e. the lightest neutralino, $\tilde{\chi}_1^0$. The degree to which the top quark is off-shell is directly related to the mass difference between \tilde{t} and $\tilde{\chi}_1^0$. The top squark decay scenarios considered are shown in Figures 1(a)–1(c): the top quark is on-shell in two-body decays ($\tilde{t} \rightarrow t\tilde{\chi}_1^0$), three-body decays contain an off-shell top quark but the W boson is on-shell ($\tilde{t} \rightarrow t^*\tilde{\chi}_1^0 \rightarrow bW\tilde{\chi}_1^0$), and in four-body decays both the top quark and W boson are off-shell ($\tilde{t} \rightarrow t^*\tilde{\chi}_1^0 \rightarrow bW^*\tilde{\chi}_1^0 \rightarrow bff'\tilde{\chi}_1^0$, where f and f' are fermions originating from the off-shell W boson decay). Only hadronic W boson decays are considered in the following.

This paper presents a search for top squark pair production with an experimental signature of at least two jets, large missing transverse momentum, and no electrons or muons, using 139 fb^{-1} of proton–proton (pp) collision data provided by the LHC at a centre-of-mass energy of $\sqrt{s} = 13$ TeV and collected by the ATLAS detector in 2015–2018. Previous searches have been performed by both the ATLAS [22–28] and CMS [29–37] collaborations. In this search, enhanced sensitivity to two-body top squark decays, where $m_{\tilde{t}} - m_{\tilde{\chi}_1^0}$ is greater than the top quark mass, m_t , is achieved by the analysis of the full LHC Run 2 dataset and the exploitation of techniques designed to efficiently reconstruct top quarks that are Lorentz-boosted in the laboratory frame. Sensitivity to compressed scenarios, where $m_{\tilde{t}} - m_{\tilde{\chi}_1^0} \sim m_t$, is extended compared with previous searches through the analysis of events in which high-transverse-momentum jets from initial-state radiation (ISR) boost the top squark system in the transverse plane. Finally, sensitivity to the four-body decay scenario where $m_{\tilde{t}} - m_{\tilde{\chi}_1^0}$ is less than the sum of the W boson mass, m_W , and the b -quark mass, m_b , is achieved by extending the identification efficiency for low-transverse-momentum b -hadron decays through the use of charged-particle tracking information, adding sensitivity to the all-hadronic channel in comparison with previous searches. All sensitivities are also increased thanks to global enhancements in detector performance achieved by the end of LHC Run 2, including more precise estimates of the statistical

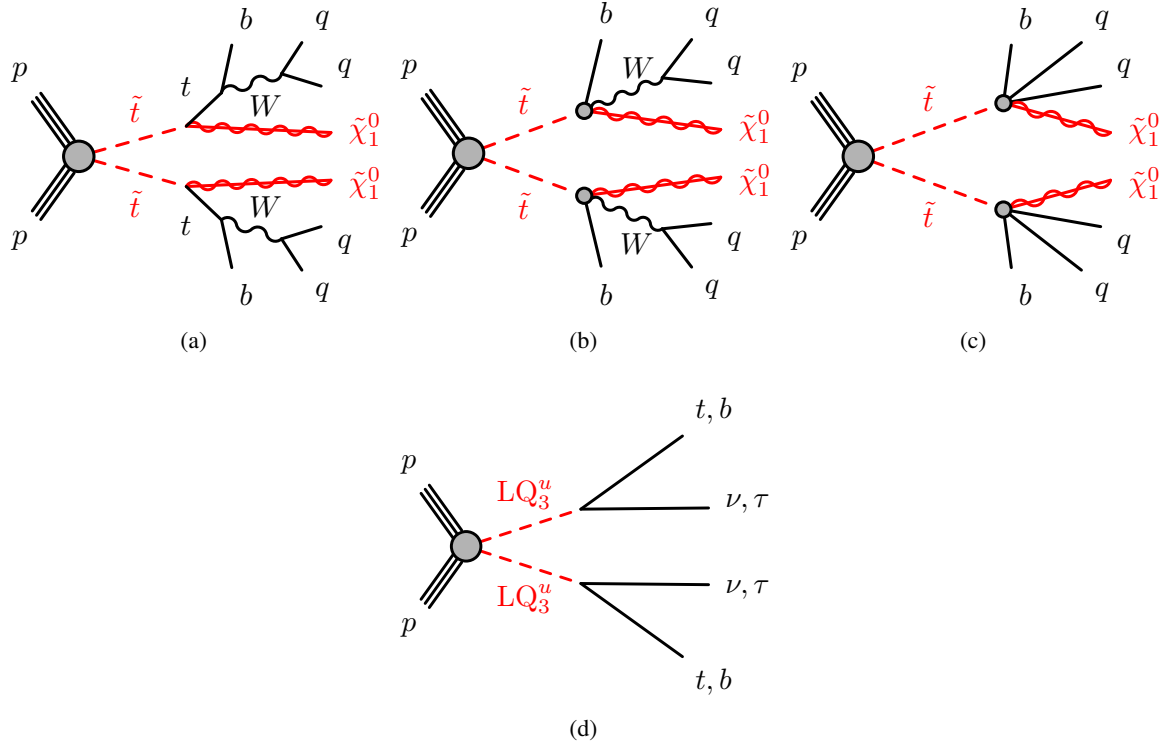


Figure 1: Decay topologies of the signal models considered in the analysis: (a) two-body, (b) three-body, (c) four-body top squark decays, the top quarks being produced in pairs, and (d) up-type, third-generation scalar leptoquark pair production, with both leptoquarks decaying into a top quark and a neutralino or a bottom quark and a τ -lepton. For simplicity, no distinction is made between particles and antiparticles. Only hadronic W boson decays are shown.

significance of missing transverse momentum in an event [38] and improved identification efficiencies for jets containing b -hadrons [39]. The interpretation of the results uses simplified models [40–42].

As has been demonstrated previously [23–25, 43, 44], top squark searches are sensitive to a variety of additional signal models such as top squarks originating from gluino decays [40–42], top squark decays via charged electroweak SUSY partners [40–42], mediator-based dark-matter models [45–50], scalar dark-energy models [51], and third-generation scalar leptoquarks [52–58]. In this paper, the results are interpreted in models considering the pair production of up-type, third-generation scalar leptoquarks (LQ_3^u), as shown in Figure 1(d), assuming that the LQ_3^u only interact with leptons and quarks from the same generation [59]. Similar LQ_3^u interpretations have been performed by both the ATLAS [44] and CMS [60] collaborations. The third-generation leptoquark production cross section is identical to that of top squark production and the $LQ_3^u \rightarrow t\nu$ decay channel has the same experimental signature as heavy top squarks decaying into massless neutralinos, and thus additional sensitivity is achieved compared with previous LQ_3^u results.

2 ATLAS detector

The ATLAS experiment [61–63] at the LHC is a multipurpose particle detector with a cylindrical forward–backward- and ϕ -symmetric geometry and an approximate 4π coverage in solid angle.¹ It consists of an inner tracking detector surrounded by a thin superconducting solenoid providing a 2 T axial magnetic field, electromagnetic and hadron calorimeters, and a muon spectrometer. The inner tracking detector covers the pseudorapidity range $|\eta| < 2.5$. It consists of silicon pixel, silicon microstrip, and transition radiation tracking detectors. Lead/liquid-argon (LAr) sampling calorimeters provide electromagnetic (EM) energy measurements with high granularity. Hadronic calorimetry is provided by a steel/scintillator-tile calorimeter covering the central pseudorapidity range ($|\eta| < 1.7$). The endcap and forward regions are instrumented with LAr calorimeters for both the EM and hadronic energy measurements up to $|\eta| = 4.9$. The muon spectrometer surrounds the calorimeters and features three large air-core toroidal superconducting magnets with eight coils each, providing coverage up to $|\eta| = 2.7$, as well as a system of precision tracking chambers and fast detectors for triggering. The field integral of the toroids ranges between 2 and 6 T·m across most of the detector.

3 Data collection and simulated event samples

The data were collected from 2015 to 2018 at a pp centre-of-mass energy of 13 TeV with 25 ns bunch spacing, resulting in a time-integrated luminosity of $139.0 \pm 2.4 \text{ fb}^{-1}$ [64], measured using the LUCID-2 detector [65]. Multiple pp interactions occur per bunch crossing (pile-up) and the average number of these interactions in the data was measured to be $\langle \mu \rangle = 34$. A two-level trigger system [66] is used to select events. The first-level trigger is implemented in hardware and uses a subset of the detector information to reduce the event rate to at most 100 kHz. This is followed by a software-based trigger that reduces the accepted event rate to 1 kHz (on average) for offline storage.

Selected events are required to pass a missing transverse momentum (whose magnitude is denoted by $E_{\text{T}}^{\text{miss}}$) trigger [67], which is fully efficient for events with reconstructed $E_{\text{T}}^{\text{miss}} > 250 \text{ GeV}$ (the $E_{\text{T}}^{\text{miss}}$ reconstruction is described in Section 4). In order to estimate the background originating from SM processes, events are also selected at lower values of $E_{\text{T}}^{\text{miss}}$ using single-electron, single-muon, and single-jet triggers. Electron and muon triggers yield an approximately constant efficiency in the presence of a single isolated electron or muon with transverse momentum (p_{T}) above 27 GeV (see Section 4 for details of the electron, muon, and jet reconstruction); these triggers are needed for the estimation of $Z \rightarrow \nu\bar{\nu}$ production in association with heavy-flavour jets ($Z + \text{jets}$) and top pair production in association with $Z \rightarrow \nu\bar{\nu}$ ($t\bar{t} + Z$) backgrounds. Triggers based on the presence of a single jet were used to collect data samples for the estimation of the multijet and all-hadronic $t\bar{t}$ backgrounds. The jet p_{T} thresholds after energy calibration ranged from 50 to 400 GeV. In order to stay within the bandwidth limits of the trigger system, only a fraction of the events passing the jet triggers were recorded to permanent storage.

Monte Carlo (MC) simulations are used to model the SUSY and leptoquark signals, as well as to aid in the description of the background processes. SUSY signal models were all generated with MADGRAPH5_aMC@NLO 2.6.2 [68] at leading order (LO) in QCD, while leptoquark signals were

¹ ATLAS uses a right-handed coordinate system with its origin at the nominal interaction point (IP) in the centre of the detector and the z -axis along the beam pipe. The x -axis points from the IP to the centre of the LHC ring, and the y -axis points upwards. Cylindrical coordinates (r, ϕ) are used in the transverse plane, ϕ being the azimuthal angle around the z -axis. The pseudorapidity is defined in terms of the polar angle θ as $\eta = -\ln \tan(\theta/2)$. Angular distance is measured in units of $\Delta R \equiv \sqrt{(\Delta\eta)^2 + (\Delta\phi)^2}$.

generated with MADGRAPH5_aMC@NLO 2.4.3 at next-to-leading order (NLO) in QCD. All signal samples were interfaced to PYTHIA 8.230 [69] for the parton showering (PS) and hadronisation, and with EVTGEN 1.6.0 [70] for the b - and c -hadron decays.

The parton distribution function (PDF) set used for the generation of the signal samples is NNPDF2.3 LO [71] for SUSY signals and NNPDF3.0 NLO [72] for leptoquark signals, with the A14 [73] set of tuned underlying-event and parton shower parameters (UE tune). Matching of the matrix element (ME) with parton showering was performed following the CKKW-L prescription [74], with a matching scale set to one quarter of the mass of the top squark or leptoquark. All signal cross sections are calculated to approximate next-to-next-to-leading order (NNLO) in the strong coupling constant, adding the resummation of soft gluon emission at next-to-next-to-leading-logarithm accuracy (approximate NNLO+NNLL) [18, 19, 75, 76].

The top squark mixing parameter between \tilde{t}_L and \tilde{t}_R was set to be maximal.² Finally, the top quark mass was set to 172.5 GeV in all simulated samples.

SM background samples were generated with different MC event generators depending on the process. Details of the generators and parton showering used for the different processes are shown in Table 1.

Table 1: Overview of the simulated background samples.

Process	ME event generator	PDF	PS and hadronisation	UE tune	Cross-section calculation
V +jets ($V = W/Z$)	SHERPA 2.2.1 [78]	NNPDF3.0 NNLO	SHERPA	Default	NNLO [79]
$t\bar{t} + V$	aMC@NLO 2.3.3	NNPDF3.0 NLO	PYTHIA 8.210	A14	NLO [68]
$t\bar{t}$	POWHEG-Box v2 [80]	NNPDF3.0 NNLO	PYTHIA 8.230	A14	NNLO+NNLL [81–86]
Single top	POWHEG-Box v2	NNPDF3.0 NNLO	PYTHIA 8.230	A14	NNLO+NNLL [87–89]
Diboson	SHERPA 2.2.1-2.2.2	NNPDF3.0 NNLO	SHERPA	Default	NLO
$t\bar{t}H$	aMC@NLO 2.2.3	NNPDF3.0 NLO	PYTHIA 8.230	A14	NLO [90–93]
tWZ, tZ	aMC@NLO 2.3.3	NNPDF3.0 NLO	PYTHIA 8.212,8.230	A14	NLO

The detector simulation [94] was performed using either GEANT4 [95] or a fast simulation framework, where the showers in the electromagnetic and hadronic calorimeters are simulated with a parameterised description [96] and the rest of the detector is simulated with GEANT4. All signal samples were produced using the fast simulation, while SM background samples used the GEANT4 set-up. All MC samples were produced with a varying number of simulated minimum-bias interactions overlaid on the hard-scattering event, to account for pile-up. These interactions were produced using PYTHIA 8.2 with the A3 tune [97] and NNPDF2.3 LO PDF set. The simulated events are reweighted to match the distribution of the number of pp interactions per bunch crossing in data. Corrections are applied to the simulated events to account for differences between data and simulation for the lepton trigger, reconstruction, identification and isolation efficiencies, and for the lepton and jet momentum scale and energy resolution. Corrections are also applied to the efficiency of identifying jets containing b -hadrons (b -jets), the probability of mis-tagging jets containing only charm hadrons (c -jets) and only lighter hadrons (light-flavour jets), and the probability of mis-tagging jets originating from the hard pp scattering as pile-up jets.

² This refers to the Higgs–top–squark trilinear mixing term; the scenario of maximal mixing allows the top squark masses to be as light as possible, given a 125 GeV Higgs mass [77].

4 Event reconstruction

Events are required to have a primary vertex [98, 99] reconstructed from at least two tracks [100] with $p_T > 500$ MeV. Among the vertices found, the vertex with the largest summed p_T^2 of the associated tracks is designated as the primary vertex.

Calorimeter jets are built from topological clusters of energy in the calorimeter [101], calibrated to the electromagnetic scale, using the anti- k_t algorithm with radius parameter $R = 0.4$ [102, 103]. These types of jets are referred to as ‘jets’. Jet transverse momenta are further corrected to the corresponding particle-level jet p_T , based on the simulation [104]. Remaining differences between data and simulated events are evaluated and corrected for using in situ techniques, which exploit the transverse momentum balance between a jet and a reference object such as a photon, Z boson, or multijet system in data. After these calibrations, all jets in the event with $p_T > 20$ GeV and $|\eta| < 4.5$ must satisfy a set of loose jet-quality requirements [105]. In the four-body analysis, the leading jet in p_T must satisfy a set of tighter jet-quality requirements. These requirements are designed to reject jets originating from sporadic bursts of detector noise, large coherent noise or isolated pathological cells in the calorimeter system, hardware issues, beam-induced background or cosmic-ray muons [105]. If these jet requirements are not met, the event is discarded. All jets are required to have $p_T > 20$ GeV and $|\eta| < 2.8$ to be considered in this analysis. In addition, the ‘medium’ working point of the track-based jet vertex tagger [106, 107] is required for jets with $p_T < 120$ GeV and $|\eta| < 2.5$, to reject jets that originate from pile-up interactions.

Jets which contain b -hadrons and are within the inner-detector acceptance ($|\eta| < 2.5$) are identified as ‘ b -tagged’ using a multivariate algorithm that exploits the impact parameters³ of the charged-particle tracks, the presence of secondary vertices, and the reconstructed flight paths of b - and c -hadrons inside the jet [39]. The output of the multivariate algorithm is a single b -tagging output score, which signifies the likelihood of a jet to contain b -hadrons. The average identification efficiency of jets containing b -hadrons is 77% as determined in simulated $t\bar{t}$ events. Using the same simulated sample, a rejection factor of approximately 110 (5) is reached for jets initiated by light quarks and gluons (charm quarks).

In order to identify low- p_T b -hadrons that are not contained in jets passing the $p_T > 20$ GeV requirement, ‘track-jets’ are reconstructed from inner-detector tracks using the anti- k_t algorithm with radius parameter $R = 0.4$. Tracks considered for inclusion in track-jets are required to have $p_T > 500$ MeV, $|\eta| < 2.5$, at least seven hits in the silicon microstrip and pixel detectors, no more than one hit shared by multiple tracks in the pixel detector, no more than one missing hit in the pixel detector, and no more than two missing hits in the silicon microstrip detector. Additional requirements on the longitudinal impact parameter projected along the beam direction ($|z_0 \sin(\theta)| < 3$ mm) reduce the pile-up contributions and improve the efficiency in selecting tracks from the hard-scatter vertex. Track-jets are required to have $p_T > 5$ GeV, more than one track within the jet radius, $|\eta| < 2.5$, and not overlap with the leading non- b -tagged jet in the event ($\Delta R > 0.4$). The standard b -tagging algorithm is employed for track-jets [108] and the selection requirement is tighter than for regular jets, due to the larger amount of background at low p_T . The average identification efficiency for jets containing b -hadrons is 70% as determined in simulated $t\bar{t}$ events. Using the same simulated sample, a rejection factor of approximately 200 (10) is reached for jets initiated by light quarks and gluons (charm quarks).

³ The transverse impact parameter, d_0 , is defined as the distance of closest approach of a track to the beam-line, measured in the transverse plane. The longitudinal impact parameter, z_0 , corresponds to the z -coordinate distance between the point along the track at which the transverse impact parameter is defined and the primary vertex.

Electron candidates are reconstructed from clusters of energy deposits in the electromagnetic calorimeter that are matched to a track in the inner detector. They are required to have $|\eta| < 2.47$ and $p_T > 4.5$ GeV, and must pass a loose likelihood-based selection [109, 110]. The impact parameter along the beam direction is required to be less than 0.5 mm. The electromagnetic shower of an electron can also be reconstructed as a jet such that a procedure is required to resolve this ambiguity. In the case where the separation⁴ between an electron candidate and a non- b -tagged (b -tagged) jet is $\Delta R_y < 0.2$, the candidate is considered to be an electron (b -tagged jet). This procedure uses a b -tagged jet definition that is looser than the one described earlier, to avoid selecting electrons from heavy-flavour hadron decays. If the separation between an electron candidate and any jet satisfies $0.2 < \Delta R_y < 0.4$, the candidate is considered to be a jet, and the electron candidate is removed.

Muons are reconstructed by matching tracks in the inner detector to tracks in the muon spectrometer and are required to have $|\eta| < 2.7$ and $p_T > 4$ GeV [111]. The impact parameter along the beam direction is required to be less than 0.5 mm. Events containing muons identified as originating from cosmic rays, $|d_0| > 0.2$ mm and $|z_0| > 1$ mm, or as poorly reconstructed, $\sigma(q/p)/|(q/p)| > 0.2$, are removed. Here, $\sigma(q/p)/|(q/p)|$ is a measure of the momentum uncertainty for a particle with charge q . Muons are discarded if they are within $\Delta R = 0.4$ of jets that survive the electron–jet overlap removal, except when the number of tracks associated with the jet is less than three, where the muon is kept and the jet discarded.

The requirements on electrons and muons are tightened for the selection of events in background control regions (described in Section 6) containing at least one electron or muon. The electrons and muons passing the tight selection are called ‘control’ electrons or muons in the following, as opposed to ‘baseline’ electrons and muons, which are only required to pass the requirements described above. Control electrons and muons are required to satisfy the ‘FCLoose’ p_T -dependent track-based and calorimeter-based isolation criteria [112]. The calorimeter-based isolation is determined by taking the ratio of the sum of energy deposits in a cone of $\Delta R = 0.2$ around the electron or muon candidate to the sum of energy deposits associated with the electron or muon. The track-based isolation is estimated in a similar way but using a variable cone size with a maximum value of $\Delta R = 0.2$ for electrons and $\Delta R = 0.3$ for muons. Electron candidates are required to pass a ‘tight’ likelihood-based selection. The impact parameter of the electron in the transverse plane is required to be less than five times the transverse impact parameter uncertainty (σ_{d_0}). Further selection criteria are also imposed on reconstructed muons: muon candidates are required to pass a ‘medium’ quality selection and meet the $|d_0| < 3\sigma_{d_0}$ requirement.

The $\mathbf{p}_T^{\text{miss}}$ vector is the negative vector sum of the p_T of all selected and calibrated electrons, muons, and jets in the event, plus an extra term (‘soft’ term) added to account for energy depositions in the event that are not associated with any of the objects. The ‘soft’ term is calculated from inner-detector tracks ($p_T > 500$ MeV and matched to the primary vertex, to make it resilient to pile-up contamination) not associated with selected objects [113, 114]. The missing transverse momentum calculated using only the tracking system (denoted by $\mathbf{p}_T^{\text{miss,track}}$, with magnitude $E_T^{\text{miss,track}}$) is computed from the vector sum of the inner-detector tracks with $p_T > 500$ MeV and $|\eta| < 2.5$ that are associated with the event’s primary vertex.

Hadronically decaying τ -lepton candidates are identified as non- b -tagged jets with $|\eta| < 2.5$ and a maximum of four inner-detector tracks matched to them. They are only used in some regions to veto events with τ -lepton candidates most likely originating from $W \rightarrow \tau\nu$ decays, which are identified with the additional requirement that the $\Delta\phi$ between the τ -lepton candidate and the $\mathbf{p}_T^{\text{miss}}$ is less than $\pi/5$.

⁴ For the overlap removal, rapidity (y) is used instead of pseudorapidity: $y = \frac{1}{2} \ln \frac{E+p_z}{E-p_z}$, where E is the energy and p_z is the z -component of the momentum of the object. The separation is then defined as $\Delta R_y \equiv \sqrt{(\Delta y)^2 + (\Delta\phi)^2}$.

5 Signal region definitions

The experimental signature of this search, for all signal topologies, consists of multiple jets, one or two of which are b -tagged, no electrons and muons (following the baseline definition described in Section 4), and large missing transverse momentum. The E_T^{miss} trigger is used to collect the data in all signal regions.

Beyond these common requirements, four sets of signal regions (SRA–D) are defined to target each decay topology and kinematic regime, as shown in Figure 2. SRA (SRB) is sensitive to the production of high-mass \tilde{t} pairs that each undergo a two-body decay with large (medium) $\Delta m(\tilde{t}, \tilde{\chi}_1^0)$, or the production of high-mass leptoquark pairs. Both SRA and SRB employ top-quark mass-reconstruction techniques to reject background, of which the dominant source is associated production of a Z boson with heavy-flavour jets, with the Z decaying into neutrinos ($Z + \text{jets}$). SRC targets compressed two/three-body top squark decays with $\Delta m(\tilde{t}, \tilde{\chi}_1^0) \sim m_t$ and has $t\bar{t}$ production as the dominant background contribution. A common preselection is defined for SRA–C: at least four jets are required ($N_j \geq 4$), at least two of which must be b -tagged ($N_b \geq 2$), and the leading four jets must satisfy $p_T > 80, 80, 40, 40$ GeV. SRD targets highly compressed four-body top squark decays and uses track-jets to identify b -hadrons with low p_T . As in SRA and SRB, the dominant source of background in SRD is $Z + \text{jets}$. In both SRC and SRD, a high- p_T jet originating from ISR is used to improve sensitivity to the targeted decays.

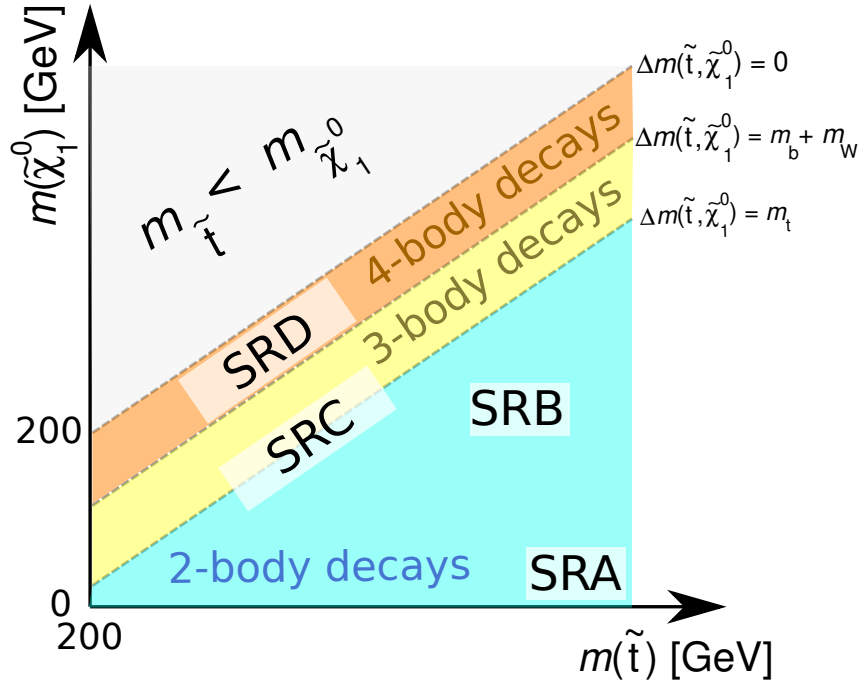


Figure 2: Schematic representation of the various topologies targeted by the different signal regions defined in the analysis (SRA, SRB, SRC, SRD). SRA and SRB are orthogonal and the exact requirements made in the signal regions are detailed in the text and Table 2.

5.1 Signal regions A and B

SRA is optimised for exclusion at 95% confidence level (CL) of the scenario where $m_{\tilde{t}} = 1300$ GeV and $m_{\tilde{\chi}_1^0} = 1$ GeV, while SRB is optimised for $m_{\tilde{t}} = 700$ GeV and $m_{\tilde{\chi}_1^0} = 400$ GeV. SRA and SRB have the best sensitivity to up-type, third-generation scalar leptoquarks, when leptoquarks decay via $LQ_3^u \rightarrow t\nu$.

To avoid a loss of efficiency when the top quark has $p_T > 200$ GeV and its daughters are close to each other, the two hadronic top candidates are reconstructed by using the anti- k_t algorithm to cluster $R = 0.4$ jets, using radius parameters of $R = 0.8$ and $R = 1.2$, similar to the technique used in the previous ATLAS search [23]. Each reclustered jet is assigned a mass which is computed from the four-momenta of its jet constituents. Two $R = 1.2$ reclustered jets, representing top candidates, are required, and the leading reclustered $R = 1.2$ jet must have a mass ($m_1^{R=1.2}$) greater than 120 GeV. To optimise signal efficiency regardless of the subleading top candidate reconstruction success (measured by how close the candidate mass is to the top quark mass), the events are divided into three categories based on the subleading $R = 1.2$ reclustered jet mass ($m_2^{R=1.2}$): the ‘TT’ category includes events with $m_2^{R=1.2} > 120$ GeV, corresponding to successfully reconstructing a subleading top candidate; the ‘TW’ category contains events with $60 < m_2^{R=1.2} < 120$ GeV, corresponding to successfully reconstructing a subleading W candidate; and the ‘T0’ category represents events with $m_2^{R=1.2} < 60$ GeV, corresponding to not reconstructing a top nor a W candidate.

In SRA, in addition to using the mass of the reclustered jets, information about the flavour content of the reclustered jet is used to improve background rejection. For all SRA categories, a b -tagged jet is required to be within $\Delta R = 1.2$ of the leading reclustered $R = 1.2$ jet, $j_1^{R=1.2}(b)$, while in the SRA-TT category, the same selection is made for the subleading $R = 1.2$ jet, $j_2^{R=1.2}(b)$. A requirement is also made on the leading $R = 0.8$ reclustered jet mass ($m_1^{R=0.8} > 60$ GeV) in SRA.

In order to reject events with mismeasured E_T^{miss} originating from multijet and hadronic $t\bar{t}$ decays, the minimum difference in azimuthal angle between the $\mathbf{p}_T^{\text{miss}}$ and the leading four jets ($|\Delta\phi_{\min}(\mathbf{p}_{T,1-4}, \mathbf{p}_T^{\text{miss}})|$) is required to be greater than 0.4.

The most powerful rejection of background comes from requiring that the object-based E_T^{miss} significance (\mathcal{S}) [38] is greater than 25 (14) in SRA (SRB). This variable characterises the E_T^{miss} according to the p_T , p_T resolution, and ϕ resolution of all objects in the event, and is defined as:

$$\mathcal{S} = \frac{E_T^{\text{miss}}}{\sqrt{\sigma_L^2(1 - \rho_{LT}^2)}},$$

where σ_L is the expected resolution of the total longitudinal momentum (relative to the direction of $\mathbf{p}_T^{\text{miss}}$) of all objects in the event as a function of the p_T of each object. Likewise, ρ_{LT} is the correlation factor between the longitudinal and transverse momentum resolutions for all objects.

Substantial $t\bar{t}$ background rejection is provided by additional requirements to reject events in which one W boson decays via a lepton plus neutrino. The first requirement is that the transverse mass (m_T) calculated from the E_T^{miss} and the b -tagged jet closest in ϕ to the $\mathbf{p}_T^{\text{miss}}$ direction and defined as:

$$m_T^{b,\min} = \sqrt{2 p_T^b E_T^{\text{miss}} [1 - \cos \Delta\phi(\mathbf{p}_T^b, \mathbf{p}_T^{\text{miss}})]},$$

must be above 200 GeV. The second requirement consists of vetoing events containing hadronic τ -lepton candidates likely to have originated from a $W \rightarrow \tau\nu$ decay (τ -veto).

To reject events that contain b -tagged jets from gluon splitting, requirements are made on the angular distance between the two leading b -tagged jets, $\Delta R(b_1, b_2)$. In SRB, an additional requirement of $m_T^{b,\max} > 200$ GeV is made, where $m_T^{b,\max}$ is analogous to $m_T^{b,\min}$ except that the transverse mass is computed with the b -tagged jet that has the largest $\Delta\phi$ relative to the $\mathbf{p}_T^{\text{miss}}$ direction. This requirement is a more stringent version of $m_T^{b,\min}$, requiring that the leading two b -tagged jets are not near the $\mathbf{p}_T^{\text{miss}}$.

Finally, to allow the statistical combination of SRA and SRB, SRA is required to have the m_{T2,χ^2} variable greater than 450 GeV, while SRB is required to have $m_{T2,\chi^2} < 450$ GeV. The m_{T2,χ^2} variable is based on m_{T2} [115, 116] and is constructed from the direction and magnitude of $\mathbf{p}_T^{\text{miss}}$ and the direction of each of the top candidates, reconstructed using a χ^2 -like method with $R = 0.4$ jets as inputs. The minimisation for finding the top candidates used in m_{T2,χ^2} is performed in terms of a χ^2 -like penalty function, $\chi^2 = (m_{\text{cand}} - m_{\text{true}})^2 / m_{\text{true}}$, where m_{cand} is the top quark or W boson candidate mass and m_{true} is set to 80.4 GeV for W boson candidates and 173.2 GeV for top quark candidates.⁵ Initially, single or pairs of $R = 0.4$ jets, whichever configuration results in a mass closest to m_W , form W boson candidates, which are then combined with additional b -jets in the event to construct top quark candidates. When calculating m_{T2,χ^2} the momenta of top quark candidates selected by the χ^2 method are used, while the masses of the top quarks are set to 173.2 GeV and the invisible particles are assumed to be massless. Table 2 summarises all the selection criteria used in SRA and SRB.

In addition to SRA and SRB, which are optimised for high $m_{\tilde{t}}$ via a statistical combination, a signal region is optimised for discovery. This region, SRA-TT-Disc, has the same requirements as SRA-TT, with the exception of a less stringent requirement of $S > 11$. When setting exclusion limits on specific signal models, SRA-TT-Disc is not considered.

⁵ These mass values were the world averages of the W boson and top quark masses at the time of the development of this method which was for the last iteration of this search [23]. Updated measurements of the masses of the W boson and top quark have a negligible effect on this method and thus were not included.

Table 2: Selection criteria for SRA and SRB. Each signal region is separated into three categories based on reconstructed top candidate masses. A dash indicates that no selection is applied.

Variable/SR	SRA-TT	SRA-TW	SRA-T0	SRB-TT	SRB-TW	SRB-T0
Trigger	E_T^{miss}					
E_T^{miss}	> 250 GeV					
N_ℓ	exactly 0					
N_j	≥ 4					
$p_{T,2}$	> 80 GeV					
$p_{T,4}$	> 40 GeV					
$ \Delta\phi_{\min}(\mathbf{p}_{T,1-4}, \mathbf{p}_T^{\text{miss}}) $	> 0.4					
N_b	≥ 2					
$m_T^{b,\min}$	> 200 GeV					
τ -veto	✓					
$m_1^{R=1.2}$	> 120 GeV					
$m_2^{R=1.2}$	> 120 GeV	60–120 GeV	< 60 GeV	> 120 GeV	60–120 GeV	< 60 GeV
$m_1^{R=0.8}$	> 60 GeV			–		
$j_1^{R=1.2}(b)$	✓			–		
$j_2^{R=1.2}(b)$	✓	–				
$\Delta R(b_1, b_2)$	> 1.0	–		> 1.4		
$m_T^{b,\max}$	–			> 200 GeV		
S	> 25			> 14		
m_{T2,χ^2}	> 450 GeV			< 450 GeV		

5.2 Signal regions C

SRC is optimised for the case where $\Delta m(\tilde{t}, \tilde{\chi}_1^0) \sim m_t$, a regime in which the signal topology is similar to SM $t\bar{t}$ production. In the presence of high-momentum ISR jets, the di-top-squark system is boosted in the transverse plane and better discrimination can be achieved. A recursive jigsaw reconstruction technique, as described in Ref. [117], is used to divide each event into an ISR hemisphere (denoted by ‘ISR’) and a sparticle hemisphere (denoted by ‘S’), where the latter consists of the pair of candidate top squarks.

Objects are grouped together according to their proximity in the laboratory frame’s transverse plane by minimising the reconstructed transverse masses of the ISR system and sparticle system, simultaneously over all choices of object assignment. Kinematic variables are then defined, based on this assignment of objects to either the ISR system or the sparticle system.

The ratio of the E_T^{miss} to the p_T of the ISR system (p_T^{ISR}), defined as R_{ISR} , is proportional to the ratio of the $\tilde{\chi}_1^0$ and \tilde{t} masses [118, 119]:

$$R_{\text{ISR}} \equiv \frac{E_T^{\text{miss}}}{p_T^{\text{ISR}}} \sim \frac{m_{\tilde{\chi}_1^0}}{m_{\tilde{t}}}.$$

Due to the scaling of R_{ISR} with the ratio of $m_{\tilde{\chi}_1^0}$ to $m_{\tilde{t}}$, signals with $\Delta m(\tilde{t}, \tilde{\chi}_1^0) \sim m_t$ are expected to form a peak in the R_{ISR} distribution, with the location of the peak depending on $m_{\tilde{\chi}_1^0}$ divided by $m_{\tilde{t}}$. In order to maximise the sensitivity for a wide range of $m_{\tilde{\chi}_1^0}$ to $m_{\tilde{t}}$ ratio values, the events are divided into five categories, defined by non-overlapping ranges of R_{ISR} and targeting different top squark and $\tilde{\chi}_1^0$ masses. For instance, SRC1 is optimised for $m_{\tilde{t}} = 225$ GeV and $m_{\tilde{\chi}_1^0} = 52$ GeV, and SRC5 is optimised for $m_{\tilde{t}} = 600$ GeV and $m_{\tilde{\chi}_1^0} = 427$ GeV.

In addition, at least four jets must be assigned to the sparticle hemisphere of the event (N_j^{S}), and at least two of those jets must be b -tagged. Requirements on p_T^{ISR} , the highest- p_T b -tagged jet in the sparticle hemisphere ($p_{T,1}^{\text{S},b}$), and the fourth-highest- p_T jet in the sparticle hemisphere ($p_{T,4}^{\text{S}}$) are applied. To reject events with poorly measured E_T^{miss} , the difference in ϕ between the $\mathbf{p}_T^{\text{miss,track}}$ and $\mathbf{p}_T^{\text{miss}}$, $|\Delta\phi(\mathbf{p}_T^{\text{miss}}, \mathbf{p}_T^{\text{miss,track}})|$, is required to be less than $\pi/3$ and the leading two jets are required to be separated in azimuthal angle from the $\mathbf{p}_T^{\text{miss}}$: $|\Delta\phi(\mathbf{p}_{T,1-2}, \mathbf{p}_T^{\text{miss}})| > 0.4$. The transverse mass of the sparticle system and $\mathbf{p}_T^{\text{miss}}$, defined as m_S , is required to be greater than 400 GeV. The ISR system is also required to be separated in azimuthal angle from $\mathbf{p}_T^{\text{miss}}$: $|\Delta\phi(\mathbf{p}_T^{\text{ISR}}, \mathbf{p}_T^{\text{miss}})| > 3.0$. The selection criteria for SRC are summarised in Table 3.

In addition to SRC1–5, a region optimised for discovery, SRC-Disc, is defined. In SRC-Disc, the same requirements as in the other SRCs are applied, with the exception of requiring $R_{\text{ISR}} > 0.5$ and $S > 11$. As with SRA-TT-Disc, when setting exclusion limits on specific signal models, this region is not considered.

Table 3: Selection criteria for SRC. The signal regions are separated into five categories based on ranges of R_{ISR} .

Variable/SR	SRC1	SRC2	SRC3	SRC4	SRC5
Trigger	$E_{\text{T}}^{\text{miss}}$				
$E_{\text{T}}^{\text{miss}}$	$> 250 \text{ GeV}$				
N_{ℓ}	exactly 0				
N_{j}	≥ 4				
$p_{\text{T},2}$	$> 80 \text{ GeV}$				
$p_{\text{T},4}$	$> 40 \text{ GeV}$				
N_{b}	≥ 2				
$E_{\text{T}}^{\text{miss,track}}$	$> 30 \text{ GeV}$				
$ \Delta\phi(\mathbf{p}_{\text{T}}^{\text{miss}}, \mathbf{p}_{\text{T}}^{\text{miss,track}}) $	$< \pi/3$				
$ \Delta\phi(\mathbf{p}_{\text{T},1-2}, \mathbf{p}_{\text{T}}^{\text{miss}}) $	> 0.4				
N_{j}^{S}	≥ 4				
N_{b}^{S}	≥ 2				
$p_{\text{T}}^{\text{ISR}}$	$> 400 \text{ GeV}$				
$p_{\text{T},1}^{\text{S},\text{b}}$	$> 50 \text{ GeV}$				
$p_{\text{T},4}^{\text{S}}$	$> 50 \text{ GeV}$				
m_{S}	$> 400 \text{ GeV}$				
$ \Delta\phi(\mathbf{p}_{\text{T}}^{\text{ISR}}, \mathbf{p}_{\text{T}}^{\text{miss}}) $	> 3.0				
R_{ISR}	0.30–0.40	0.40–0.50	0.50–0.60	0.60–0.70	> 0.70

5.3 Signal regions D

SRD aims to select four-body top squark decays, for which the kinematic properties depend mainly on $\Delta m(\tilde{t}, \tilde{\chi}_1^0)$. Four-body top squark decays result in final state particles with low p_T , which are particularly challenging to reconstruct. For instance, low- p_T b -hadrons originating from such decays are usually not contained in jets passing the minimum $p_T > 20$ GeV requirement when $\Delta m(\tilde{t}, \tilde{\chi}_1^0) < 50$ GeV, and therefore cannot be tagged the same way as in SRA–C. To circumvent this problem and identify the low- p_T b -hadrons produced in a larger part of the four-body decay phase space, b -tagging using track-jets with $p_T > 5$ GeV is employed. Three signal region categories, SRD0, SRD1, and SRD2, are defined according to the b -tagged jet multiplicity (zero, one, and two, respectively), and are optimised for $\Delta m(\tilde{t}, \tilde{\chi}_1^0) = 20, 50, 80$ GeV, respectively. In SRD0 and SRD1 the presence of at least one b -tagged track-jet is required to recover undetected jets that contain b -hadrons.

An event including a pair of four-body top squark decays with $E_T^{\text{miss}} > 250$ GeV is likely to be caused by the presence of significant ISR emission. Thus the leading non- b -tagged jet, identified as the ISR jet (j^{ISR}), is required to have large p_T (p_T^{ISR}), as well as a large azimuthal separation $|\Delta\phi(\mathbf{p}_T^{\text{ISR}}, \mathbf{p}_T^{\text{miss}})|$ from $\mathbf{p}_T^{\text{miss}}$.

In order to reject events with mismeasured E_T^{miss} originating from multijet and hadronic $t\bar{t}$ decays, requirements are made on $E_T^{\text{miss,track}}$ and $|\Delta\phi(\mathbf{p}_T^{\text{miss}}, \mathbf{p}_T^{\text{miss,track}})|$. Further background reduction is required in SRD0 and attained by selecting large $|\Delta\phi_{\text{min}}(\mathbf{p}_{T,1-4}, \mathbf{p}_T^{\text{miss}})|$.

Only low- p_T jets and track-jets ($p_{T,1}^{\text{track}}, p_{T,1}^{b,\text{track}}, p_{T,1}^b$) are considered in all three categories. Requirements are also made on b -tagged jet and track-jet pseudorapidities ($|\eta_1^{b,\text{track}}|, |\eta_1^b|, |\eta_2^b|$) to ensure they are in the central region of the detector, which make them more likely to originate from a top squark decay and maximise the b -tagging performance. Only events with high $E_T^{\text{miss}}/\sqrt{H_T}$ are kept, where H_T is the scalar sum of the transverse momenta of all jets. This kinematic variable was found to provide better signal versus background discrimination than the object-based E_T^{miss} significance when the final state is composed of low- p_T objects.

Given the absence of on-shell top quarks and W bosons, no top nor W reconstruction methods are used, such that additional discrimination of the signal from the background relies on differences in angular separation between jets and track-jets. In SRD1 (SRD2), requirements are made on the angular separation between the ISR jet and the b -tagged jet(s), $|\Delta\phi(\mathbf{p}_T^{\text{ISR}}, \mathbf{p}_{T,1}^b)|$ ($|\Delta\phi(\mathbf{p}_T^{\text{ISR}}, \mathbf{p}_{T,1}^b)|$ and $|\Delta\phi(\mathbf{p}_T^{\text{ISR}}, \mathbf{p}_{T,2}^b)|$), to ensure the b -tagged jet(s) is (are) well-separated from the ISR jet. In SRD1, the minimum $\Delta\phi$ between the leading four track-jets and the ISR jet ($|\Delta\phi(\mathbf{p}_{T,1-4}^{\text{track}}, \mathbf{p}_T^{\text{ISR}})|$) is also required to be large, to separate the low- p_T top squark decay products from the ISR jet. Further background rejection is required in SRD0 and attained by requiring significant azimuthal separation between the leading b -tagged track-jet and the ISR jet ($\max |\Delta\phi(\mathbf{p}_T^{\text{ISR}}, \mathbf{p}_T^{b,\text{track}})|$), and between the leading b -tagged track-jet and the next track-jet most likely to contain a b -hadron ($|\Delta\phi(\mathbf{p}_{T,1}^{b,\text{track}}, \mathbf{p}_{T,2}^{b,\text{track}})|$). Table 4 summarises the full signal region selections for SRD0-2.

Table 4: Signal region selections for SRD. Variables involving track-jets are denoted with the label ‘track’. A dash indicates that no selection is applied.

Variable/SR	SRD0	SRD1	SRD2
Trigger	E_T^{miss}		
E_T^{miss}	$> 250 \text{ GeV}$		
N_ℓ	exactly 0		
N_b	exactly 0	exactly 1	≥ 2
p_T^{jISR}	$> 250 \text{ GeV}$		
$ \Delta\phi(\mathbf{p}_T^{\text{jISR}}, \mathbf{p}_T^{\text{miss}}) $	> 2.4		
$E_T^{\text{miss,track}}$	$> 30 \text{ GeV}$		
$ \Delta\phi(\mathbf{p}_T^{\text{miss}}, \mathbf{p}_T^{\text{miss,track}}) $	$< \pi/3$		
N_b^{track}	≥ 1		–
$ \Delta\phi_{\min}(\mathbf{p}_{T,1-4}, \mathbf{p}_T^{\text{miss}}) $	> 0.4		–
$ \eta_1^{b,\text{track}} $	< 1.2		–
$\max \Delta\phi(\mathbf{p}_T^{\text{jISR}}, \mathbf{p}_T^{b,\text{track}}) $	> 2.2		–
$ \Delta\phi(\mathbf{p}_{T,1}^{b,\text{track}}, \mathbf{p}_{T,2}^{b,\text{track}}) $	< 2.5		–
$p_{T,1}^{b,\text{track}}$	$< 50 \text{ GeV}$	$> 10 \text{ GeV}$	–
$p_{T,1}^{\text{track}}$	–	$< 40 \text{ GeV}$	–
$ \Delta\phi(\mathbf{p}_{T,1-4}^{\text{jtrack}}, \mathbf{p}_T^{\text{jISR}}) $	–	> 1.2	–
$ \eta_1^b $	–	< 1.6	–
$ \Delta\phi(\mathbf{p}_T^{\text{jISR}}, \mathbf{p}_{T,1}^b) $	–	> 2.2	
$ \eta_2^b $	–		< 1.2
$p_{T,1}^b$	–		$< 175 \text{ GeV}$
$ \Delta\phi(\mathbf{p}_T^{\text{jISR}}, \mathbf{p}_{T,2}^b) $	–		> 1.6
$E_T^{\text{miss}}/\sqrt{H_T}$	$> 26\sqrt{\text{GeV}}$	$> 22\sqrt{\text{GeV}}$	

6 Background estimation

The main SM background process in SRA, SRB, and SRD is $Z \rightarrow \nu\bar{\nu}$ production in association with heavy-flavour jets. In SRC, $t\bar{t}$ production dominates, including mostly events where one W boson decays hadronically and the other W boson decays via a τ -lepton and its corresponding neutrino ($W + \text{jets}$). Other important background processes include leptonic W decays produced in association with heavy-flavour jets, a single top quark produced with a W boson, and the irreducible background from $t\bar{t} + Z$, where the Z boson decays into two neutrinos.

Significant background contributions are estimated primarily from comparisons between data and simulation in specially designed ‘control regions’ (CRs), which have a selection orthogonal to all SRs and aim to enhance a particular background process, while probing a similar event topology. Sufficient data are needed to minimise the statistical uncertainties in the background estimates in the CRs, while the extrapolation from the CR to the SR, evaluated with simulated events, should be as small as possible to reduce the associated systematic uncertainties. Furthermore, CR selection criteria are chosen to minimise potential contamination by signal. The signal contamination is below 10% in all CRs for top squark and neutralino mass combinations that have not yet been excluded at 95% confidence level by previous ATLAS searches [22–25, 27, 28].

Separate CRs are defined for SRA–B, SRC and SRD, with the observed number of events in each region included in one of the three dedicated binned profile likelihood fits [120] of the analysis (SRA–B fit, SRC fit, SRD fit). The CRs are defined so that all CRs associated with a given signal region are orthogonal to the other CRs for that specified region. Partial overlaps remain possible between regions included in different fits. Each likelihood function is built as the product of Poisson probability density functions, describing the observed and expected numbers of events in the control regions. Additional terms, constrained by Gaussian probability density functions accounting for MC statistics and common systematic uncertainties (discussed in Section 7) between the control and signal regions and their correlations, are included and treated as nuisance parameters in the fitting procedure.

Control regions targeting the $Z + \text{jets}$, $t\bar{t}$, $W + \text{jets}$, single-top and $t\bar{t} + Z$ backgrounds are included in the SRA–B fit, while for the SRC fit only a $t\bar{t}$ control region is defined. For the SRD fit, control regions are defined for $Z + \text{jets}$, $t\bar{t}$, and $W + \text{jets}$ backgrounds. For each fit (SRA–B, SRC, and SRD), the normalisations of these backgrounds are determined simultaneously in order to best match the observed data in each control region, including contributions from all backgrounds (background-only fit). No observed or expected number of events in the signal regions is considered at this stage. In cases where there are multiple control regions for one background in one fit, the fit yields one normalisation which best fits all regions.

Contributions from all-hadronic $t\bar{t}$ and multijet production are found to be negligible in all signal regions except for SRC, where they are subdominant. These backgrounds are estimated from data collected by single-jet triggers using a jet smearing procedure described in Ref. [121] and are fixed in the fit, with an uncertainty assigned to them (discussed in Section 7). The contributions from all other background processes (diboson, tZ , $t\bar{t}H$, $t\bar{t}W$, tWZ) are less than 15% of the total SM background expectations and are fixed at the value expected from the simulation, using the most accurate theoretical cross sections available, while their uncertainties are included as additional nuisance parameters in the fit. In the following, the multijet, diboson, tZ , $t\bar{t}H$, $t\bar{t}W$, and tWZ backgrounds are grouped together and referred to as ‘other’.

Validation regions (VRs) are defined for the major sources of background in each signal region such that they are orthogonal to the control regions and the signal regions. They usually suffer from a higher signal contamination (up to 20%) than the CRs, but probe a kinematic region which is closer to that of

the SRs. The background normalisation factors from the simultaneous fit are applied to their respective backgrounds and compared with data in each VR to verify good agreement and that the simultaneous fit is well-behaved.

Detailed CR definitions for the estimation of $Z + \text{jets}$ (CRZ), $t\bar{t} + Z$ (CRTTZ), $t\bar{t}$ (CRT), $W + \text{jets}$ (CRW), and single-top (CRST) backgrounds are described in the following subsections, while a summary of the control region strategy in the SRA–B and SRD fits is shown in Figure 3. The strategy for SRC only involves one control region (extrapolating from an electron or muon multiplicity of zero in the SR to an electron or muon multiplicity of one in the CR) and one validation region (extrapolating over $|\Delta\phi(\mathbf{p}_T^{\text{ISR}}, \mathbf{p}_T^{\text{miss}})|$) for the dominant $t\bar{t}$ background.

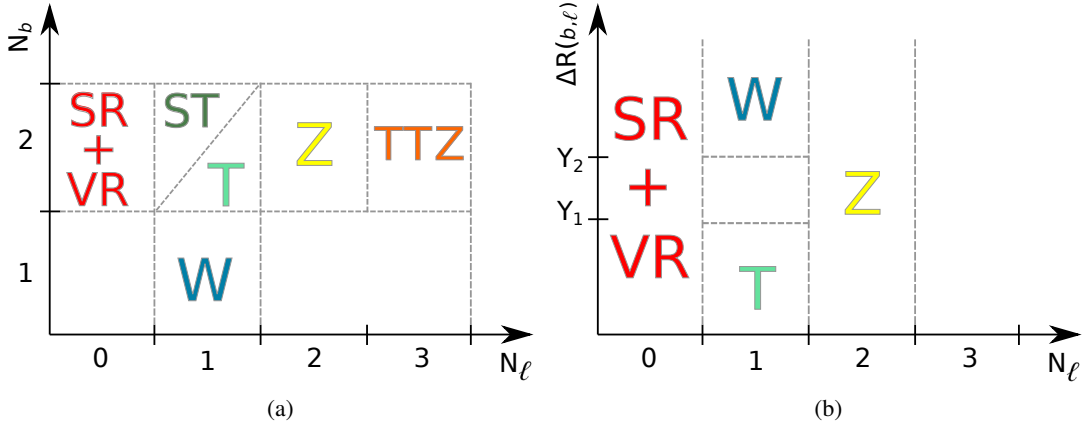


Figure 3: A summary of the background control region strategy used in the (a) SRA–B and (b) SRD fits. The orthogonality between the $Z + \text{jets}$ (Z), $t\bar{t} + Z$ (TTZ), $t\bar{t}$ (T), $W + \text{jets}$ (W), and single-top (ST) backgrounds’ control regions and the signal and validation regions (SR+VR) included in the SRA–B fit rely on the number of leptons, N_ℓ , and the number of b -tagged jets, N_b . T and ST are made orthogonal by selecting either low- p_T (< 20 GeV) or high- p_T (> 27 GeV) leptons, respectively. The orthogonality between the $Z + \text{jets}$ (Z), $t\bar{t}$ (T), and $W + \text{jets}$ (W) backgrounds’ control regions and the signal and validation regions (SR+VR) included in the SRD fit relies on N_ℓ and, for $N_\ell = 1$, the angular distance between the lepton and the closest b -tagged jet (b -tagged track-jet in CRWD0), $\Delta R(b, \ell)$. Placeholders for the values of $\Delta R(b, \ell)$ are shown as Y_1 and Y_2 and vary in different SRD regions depending on N_b . Additional selections not appearing on the sketches ensure orthogonality between the SR and the VR. Additional extrapolations from CRs to SRs in other kinematic quantities not necessarily shown in this sketch are region-specific and detailed in the text.

6.1 $Z + \text{jets}$ background estimation

The normalisation of the simulation of $Z \rightarrow \nu\bar{\nu}$ produced in association with heavy-flavour jets is estimated from $Z \rightarrow e^+e^-$ and $Z \rightarrow \mu^+\mu^-$ events produced in association with heavy-flavour jets, which is the strategy adopted for SRA–B (CRZAB) and SRD (CRZD). Data events passing a single-electron or single-muon trigger are considered, and events with two control electrons or two control muons with opposite charge are selected. In CRZAB (CRZD), $p_T^\ell > 27, 20$ GeV ($p_T^\ell > 30, 20$ GeV) is required for the leading and subleading leptons, respectively, which must also have an invariant mass within 10 GeV of the Z boson mass, $m_Z = 91$ GeV. Events with $E_T^{\text{miss}} > 50$ GeV ($E_T^{\text{miss}} > 70$ GeV) in CRZAB (CRZD) are discarded in order to reject $t\bar{t}$ events. The transverse momenta of the selected electrons or muons are vectorially

added to the $\mathbf{p}_T^{\text{miss}}$ to mimic the $Z(\rightarrow \nu\bar{\nu}) + \text{jets}$ decays in the SRs, forming the quantity $E_T^{\text{miss}'}$. High- p_T Z bosons are then effectively selected by requiring large $E_T^{\text{miss}'}$.

Recalculated quantities that use $E_T^{\text{miss}'}$ instead of E_T^{miss} are identified by the addition of a prime (e.g. $m_T^{b,\text{min}'}$). Where possible, the CR selection criteria are identical to the criteria used in the signal region; however, the criteria for key variables such as $m_T^{b,\text{min}'}$ and S' for CRZAB, or $E_T^{\text{miss}'}/\sqrt{H_T}$ for CRZD, are loosened to enhance the number of data events in the CR. The $Z + \text{jets}$ CR included in the SRA–B (SRD) fit is split into two (three) categories depending on $m_2^{R=1.2}(N_b)$, to minimise the extrapolation across the various SR categories. There are only two categories in CRZAB, CRZAB-TTTW (representing the background in the TT and TW signal categories) and CRZAB-T0, due to the limited number of data events. The detailed set of selection criteria for the $Z + \text{jets}$ CRs are presented in Table 5; representative distributions for CRZ variables that have looser requirements than in the SRs are shown in Figure 4.

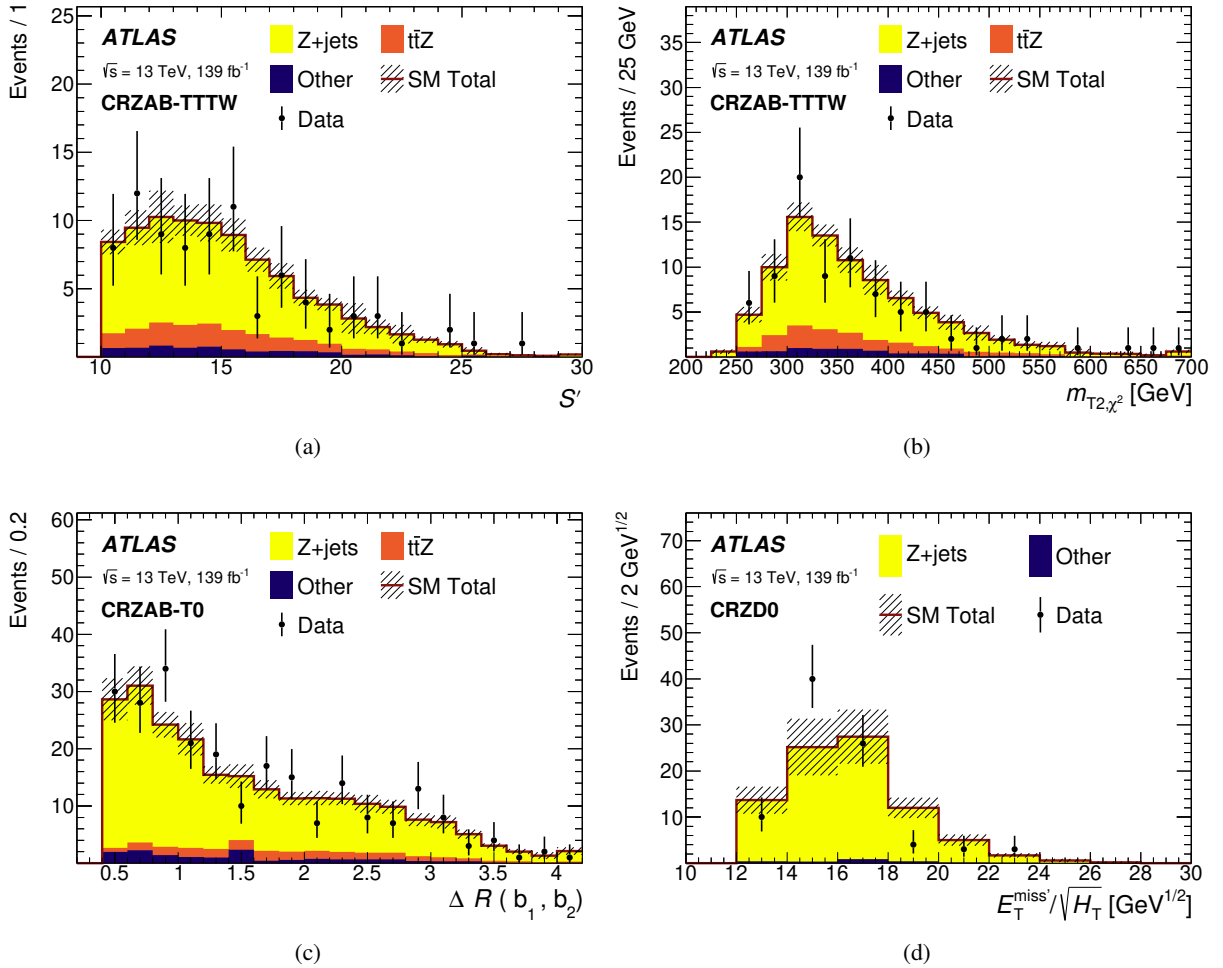


Figure 4: Distributions illustrating the level of agreement between data (points) and the SM expectation (stacked histograms, after simultaneously fitting to all backgrounds) in several $Z + \text{jets}$ control regions: (a) S' and (b) m_{T2,χ^2} for CRZAB-TTTW, (c) $\Delta R(b_1, b_2)$ for CRZAB-T0, and (d) $E_T^{\text{miss}'}/\sqrt{H_T}$ for CRZD0. The hatched uncertainty band around the SM expectation includes the combination of MC statistical, theory-related and detector-related systematic uncertainties. The rightmost bin in each plot includes all overflows.

Table 5: Selection criteria for the Z + jets control regions. The defining extrapolation for these control regions is over the number of leptons; two electrons or muons (ℓ) from Z decays are required, compared with zero leptons in the signal regions. A dash indicates that no selection is applied. Variables for which the signal and control region requirements differ are highlighted by a thick border around the cell that contains the requirement. Requirements are made on the following variables in the signal regions but have no equivalent requirement in the control regions: τ -veto, $m_1^{R=0.8}$, $j_1^{R=1.2}(b)$, $j_2^{R=1.2}(b)$, $\Delta R(b_1, b_2)$, $m_T^{b,\max}$, m_{T2,χ^2} , $E_T^{\text{miss,track}}$, and $|\Delta\phi(\mathbf{p}_T^{\text{miss}}, \mathbf{p}_T^{\text{miss,track}})|$.

Variable/CR	CRZAB-TTTW	CRZAB-T0	CRZD0	CRZD1	CRZD2
Trigger	single electron or muon				
Control ℓ	exactly 2, same flavour / opposite sign				
Additional baseline ℓ	0				
$m(\ell, \ell)$	81–101 GeV				
E_T^{miss}	< 50 GeV		< 70 GeV		
p_T^ℓ	> 27, > 20 GeV		> 30, > 20 GeV		
$E_T^{\text{miss}'}$	> 200 GeV		> 250 GeV	> 150 GeV	> 200 GeV
N_j	≥ 4		–		
$p_{T,2}$	> 80 GeV		–		
$p_{T,4}$	> 40 GeV		–		
N_b	≥ 2		exactly 0	exactly 1	≥ 2
$m_1^{R=1.2}$	> 80 GeV		–		
$m_2^{R=1.2}$	> 60 GeV	< 60 GeV	–		
$m_T^{b,\min'}$	> 150 GeV		–		
S'	> 10		–		
$p_T^{j\text{ISR}}$	–		> 250 GeV	> 200 GeV	> 250 GeV
$ \Delta\phi(\mathbf{p}_T^{j\text{ISR}}, \mathbf{p}_T^{\text{miss}}) $	–		> 2.4		
N_b^{track}	–		≥ 1		–
$ \Delta\phi_{\min}(\mathbf{p}_{T,1-4}^{\text{track}}, \mathbf{p}_T^{\text{miss}}) $	–		> 0.4	–	
$ \eta_1^{b,\text{track}} $	–		< 1.2	–	
$\max \Delta\phi(\mathbf{p}_T^{j\text{ISR}}, \mathbf{p}_T^{b,\text{track}}) $	–		> 2.2	–	
$ \Delta\phi(\mathbf{p}_{T,1}^{b,\text{track}}, \mathbf{p}_{T,2}^{b,\text{track}}) $	–		< 2.5	–	
$p_{T,1}^{b,\text{track}}$	–		< 50 GeV	> 10 GeV	–
$p_{T,1}^{\text{track}}$	–		< 40 GeV		–
$ \Delta\phi(\mathbf{p}_{T,1-4}^{\text{track}}, \mathbf{p}_T^{j\text{ISR}}) $	–		> 1.2		–
$ \eta_1^b $	–		< 1.6		–
$ \Delta\phi(\mathbf{p}_T^{j\text{ISR}}, \mathbf{p}_{T,1}^b) $	–		> 1.8		> 2.2
$ \eta_2^b $	–		< 1.2		–
$p_{T,1}^b$	–		< 175 GeV		–
$ \Delta\phi(\mathbf{p}_T^{j\text{ISR}}, \mathbf{p}_{T,2}^b) $	–		> 1.6		–
$E_T^{\text{miss}'}/\sqrt{H_T}$	–		> $12\sqrt{\text{GeV}}$	> $8\sqrt{\text{GeV}}$	

6.2 $t\bar{t} + Z$ background estimation

The SM production of $t\bar{t} + Z$, where $Z \rightarrow \nu\bar{\nu}$, is a significant source of background in SRA and SRB and is largely irreducible. To estimate this background, a three-lepton (electrons and muons) region is defined, to maximise the purity of $t\bar{t} + Z$.

Events that pass a single-electron or single-muon trigger are selected. The trigger electron or muon must pass the requirements for a control electron or muon and have offline $p_T > 27$ GeV. Exactly two additional control leptons (electrons or muons) with $p_T > 20$ GeV are required. The sum of the charges of the three leptons is required to equal 1 or -1 , while two of the leptons are required to have the same flavour and opposite charge. The pair of same-flavour, opposite-sign leptons that is most consistent with the Z boson mass forms the Z boson candidate and is required to have an invariant mass satisfying $81 \text{ GeV} < m(\ell, \ell) < 101 \text{ GeV}$. The Z boson candidate is required to have $p_T > 200$ GeV. The remaining lepton and the $\mathbf{p}_T^{\text{miss}}$ are treated as non- b -tagged jets in the computation of all jet-related variables (such as p_T), to mimic hadronic W decays.

Four jets are required to be in the event, in addition to the lepton not associated with the Z boson candidate and the $\mathbf{p}_T^{\text{miss}}$, and two of the jets are required to be b -tagged jets. The selection criteria are summarised in Table 6. Representative distributions for CRTTZ variables that have looser requirements than in the SRs are shown in Figure 5.

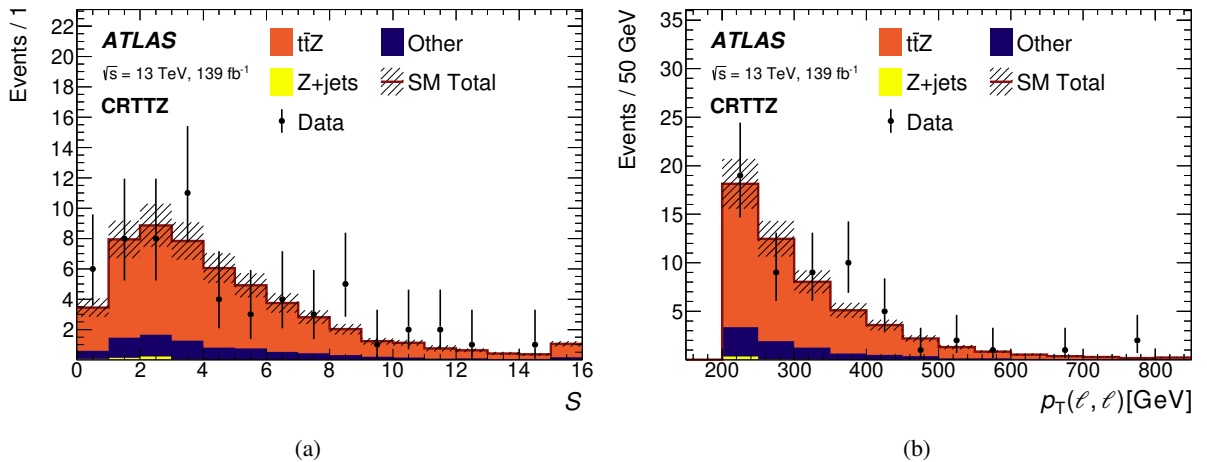


Figure 5: Distributions illustrating the level of agreement between data (points) and the SM expectation (stacked histograms, after simultaneously fitting to all backgrounds) in the $t\bar{t} + Z$ control region: (a) S and (b) $p_T(\ell, \ell)$ for CRTTZ. The hatched uncertainty band around the SM expectation includes the combination of MC statistical, theory-related and detector-related systematic uncertainties. The rightmost bin in each plot includes all overflows.

Table 6: Selection criteria for the $t\bar{t} + Z$ control region. The defining extrapolation for these control regions is over the number of leptons; three leptons (a combination of electrons and muons) from W and Z decays is required, compared with zero leptons in the signal region. Variables for which the signal and control region requirements differ are highlighted by a thick border around the cell that contains the requirement. Requirements are made on the following variables in SRA and SRB but have no equivalent requirement in the control region: $|\Delta\phi_{\min}(\mathbf{p}_{T,1-4}, \mathbf{p}_T^{\text{miss}})|$, $m_T^{b,\min}$, τ -veto, $m_1^{R=1.2}$, $m_2^{R=1.2}$, $m_1^{R=0.8}$, $j_1^{R=1.2}(b)$, $j_2^{R=1.2}(b)$, $\Delta R(b_1, b_2)$, $m_T^{b,\max}$, \mathcal{S} , and m_{T2,χ^2} .

Variable/CR	CRTTZ
Trigger	single electron or muon
Control ℓ	exactly 3
Additional baseline ℓ	0
Sum of muon and electron charges	+1 or -1
ℓ associated with Z	exactly 2, same flavour / opposite sign
$m(\ell, \ell)$	81–101 GeV
p_T^ℓ	> 27, > 20, > 20 GeV
$p_T(\ell, \ell)$	> 200 GeV
N_j	≥ 4
N_b	≥ 2
$p_{T,2}$ (including E_T^{miss} and non- Z ℓ)	> 80 GeV
$p_{T,4}$ (including E_T^{miss} and non- Z ℓ)	> 40 GeV

6.3 $t\bar{t}$, W + jets, and single-top background estimation

The $t\bar{t}$ background in SRB, SRC, and SRD originates from events where a W boson decays into a hadronically decaying τ -lepton, where the τ -lepton is either not reconstructed (due to falling below the jet p_T threshold of 20 GeV), or is reconstructed as a jet. In order to model this process in the CRs, events that pass the same E_T^{miss} trigger as the signal region, but also have a control electron or muon, are selected. The electron or muon is used as a proxy for the τ -lepton in the SRs.

In SRA and SRB, the hadronically decaying τ -leptons are most likely to have fallen below the jet $p_T > 20$ GeV requirement, such that for the $t\bar{t}$ and W + jets control regions (CRTAB and CRWAB, respectively), exactly one control electron in the range $4.5 < p_T^e < 20$ GeV or muon in the range $4.0 < p_T^\mu < 20$ GeV is required. In SRC and SRD, the hadronically decaying τ -leptons have higher p_T , such that one control electron or muon with $p_T > 20$ GeV is required, and is treated as a non- b -tagged jet in the computation of all jet-related variables.

In the $t\bar{t}$ control regions (CRTC, CRTD), the angular separation between the electron or muon and the b -tagged jet closest to the electron or muon, $\Delta R(b, \ell)$, is used to enhance the $t\bar{t}$ purity. In CRTD, $\Delta R(b, \ell)$ is also used to ensure orthogonality with the W + jets control region (CRWD). All $t\bar{t}$ control regions (CRTAB, CRTC, CRTD) have an upper bound on $m_T(\ell, \mathbf{p}_T^{\text{miss}})$ to preserve orthogonality between the CRs and the

signal regions of other ATLAS ongoing studies in the one-lepton plus missing transverse momentum channel, as well as to reduce potential signal contamination. In addition to the variables used in SRC, CRTC has a $m_V/m_S < 0.75$ requirement, where m_S is the variable used in SRC and m_V is the invariant mass of all visible objects, which provides additional signal rejection. The $t\bar{t}$ CR included in the SRD fit is split into two categories (CRTD1 or CRTD2, which require exactly one or at least two b -tagged jets, respectively) to minimise the extrapolation across the various SR categories. The various $t\bar{t}$ control regions designed for the analysis are defined in Table 7. Representative distributions are shown in Figure 6.

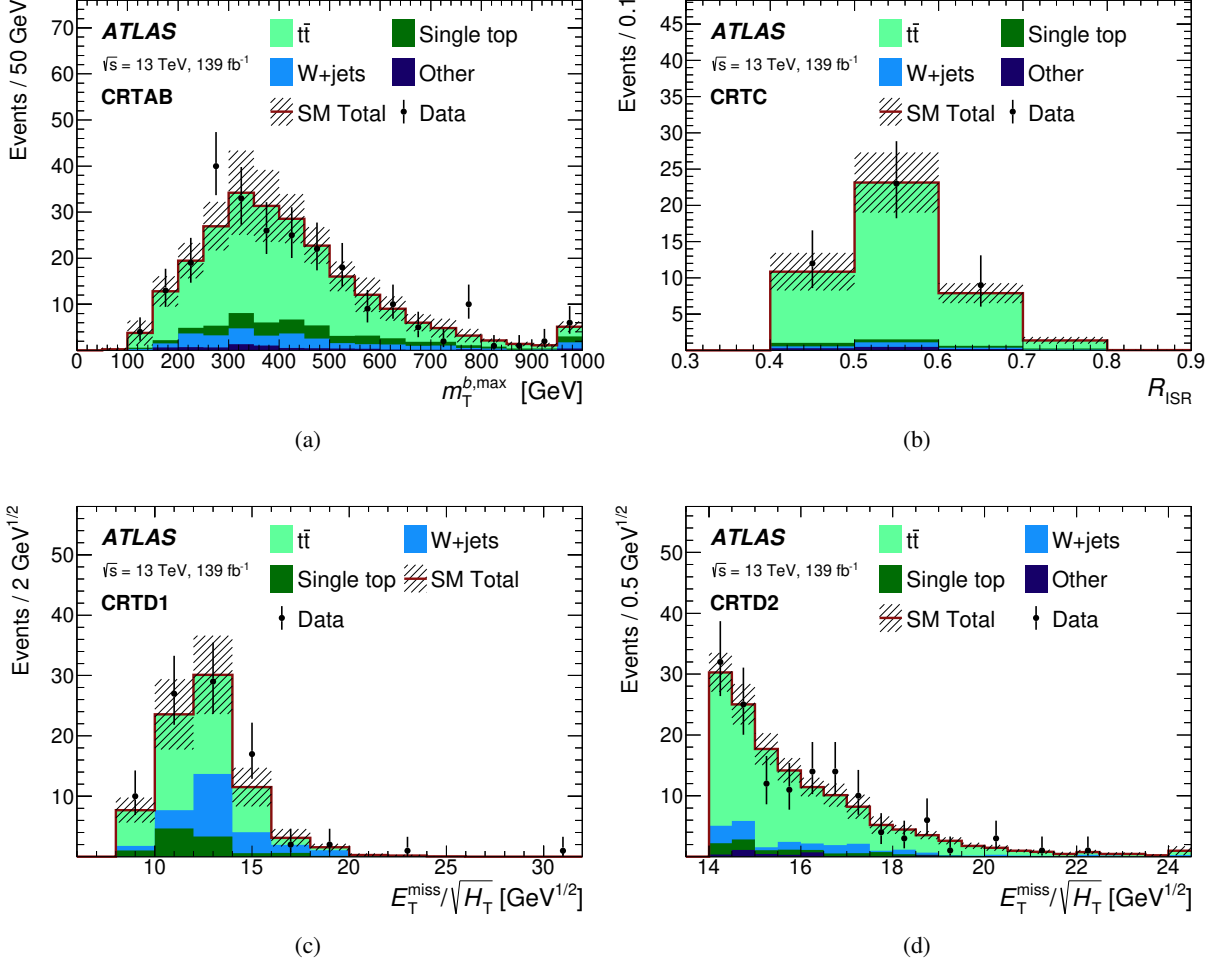


Figure 6: Distributions illustrating the level of agreement between data (points) and the SM expectation (stacked histograms, after simultaneously fitting to all backgrounds) in the $t\bar{t}$ control regions: (a) $m_T^{b,\text{max}}$ for CRTAB, (b) R_{ISR} for CRTC, and $E_T^{\text{miss}}/\sqrt{H_T}$ for (c) CRTD1 and (d) CRTD2. The hatched uncertainty band around the SM expectation includes the combination of MC statistical, theory-related and detector-related systematic uncertainties. The rightmost bin in each plot includes all overflows.

The $W + \text{jets}$ background is important for SRA–B and SRD, while the single-top background is significant for SRA–B only; corresponding control regions (CRWAB, CRWD, and CRSTAB, respectively) are defined in Table 8. The $W + \text{jets}$ background in SRA–B originates from W boson decays into low- p_T τ -leptons; thus, the strategy is similar to that described for CRTAB except that exactly one b -tagged jet is required,

Table 7: Selection criteria for the $t\bar{t}$ control regions. The defining extrapolation for these control regions is over the number of leptons; one electron or muon (ℓ) from W decays is required, compared with zero leptons in the signal region. A dash indicates that no selection is applied. Variables for which the signal and control region requirements differ are highlighted by a thick border around the cell that contains the requirement. Requirements are made on the following variables in the signal regions but have no equivalent requirement in the control regions: R_{ISR} , τ -veto, $m_1^{R=0.8}$, $j_1^{R=1.2}(b)$, $j_2^{R=1.2}(b)$, $m_{\text{T}}^{b,\text{max}}$, $m_{\text{T}2,\chi^2}$.

Variable/CR	CRTAB	CRTC	CRTD1	CRTD2
Trigger	$E_{\text{T}}^{\text{miss}}$			
$E_{\text{T}}^{\text{miss}}$	> 250 GeV			
Control ℓ	exactly 1			
Additional baseline ℓ	0			
p_{T}^{ℓ}	$4.5 (4.0) < p_{\text{T}}^{e(\mu)} < 20$ GeV	$p_{\text{T}} > 20$ GeV		
$m_{\text{T}}(\ell, \mathbf{p}_{\text{T}}^{\text{miss}})$	< 120 GeV	< 100 GeV	< 120 GeV	
N_{j}	≥ 4		≥ 3	-
$p_{\text{T},2}$	> 80 GeV		-	
$p_{\text{T},4}$	> 40 GeV		-	
N_{b}	≥ 2		exactly 1	≥ 2
$ \Delta\phi_{\text{min}}(\mathbf{p}_{\text{T},1-4}, \mathbf{p}_{\text{T}}^{\text{miss}}) $	> 0.4		-	
$m_1^{R=1.2}$	> 120 GeV		-	
$m_{\text{T}}^{b,\text{min}}$	> 150 GeV		-	
$\Delta R(b_1, b_2)$	> 1.4		-	
S	> 14	> 5	-	
$ \Delta\phi(\mathbf{p}_{\text{T},1-2}, \mathbf{p}_{\text{T}}^{\text{miss}}) $	-		> 0.2	-
N_{j}^{S}	-		≥ 4	-
N_{b}^{S}	-		≥ 2	-
$p_{\text{T}}^{\text{ISR}}$	-		> 400 GeV	-
$p_{\text{T},1}^{\text{S},b}$	-		> 40 GeV	-
$p_{\text{T},4}^{\text{S}}$	-		> 50 GeV	-
m_{S}	-		> 400 GeV	-
$ \Delta\phi(\mathbf{p}_{\text{T}}^{\text{ISR}}, \mathbf{p}_{\text{T}}^{\text{miss}}) $	-		> 3.0	-
$m_{\text{V}}/m_{\text{S}}$	-		< 0.75	-
$\Delta R(b, \ell)$	-		< 2.0	< 1.8
$E_{\text{T}}^{\text{miss,track}}$	-		> 30 GeV	
$ \Delta\phi(\mathbf{p}_{\text{T}}^{\text{miss}}, \mathbf{p}_{\text{T}}^{\text{miss,track}}) $	-		< $\pi/3$	
$p_{\text{T}}^{\text{ISR}}$	-		> 250 GeV	
$ \Delta\phi(\mathbf{p}_{\text{T}}^{\text{ISR}}, \mathbf{p}_{\text{T}}^{\text{miss}}) $	-		> 2.4	
$ \Delta\phi(\mathbf{p}_{\text{T}}^{\text{ISR}}, \mathbf{p}_{\text{T},1}^b) $	-		> 2.2	
$N_{\text{b}}^{\text{track}}$	-		≥ 1	-
$p_{\text{T},1}^{b,\text{track}}$	-		> 10 GeV	-
$p_{\text{T},1}^{\text{track}}$	-		< 40 GeV	-
$ \Delta\phi(\mathbf{p}_{\text{T},1-4}^{\text{track}}, \mathbf{p}_{\text{T}}^{\text{ISR}}) $	-		> 1.2	-
$ \eta_1^b $	-		< 1.6	-
$E_{\text{T}}^{\text{miss}}/\sqrt{H_{\text{T}}}$	-		> $8\sqrt{\text{GeV}}$	> $14\sqrt{\text{GeV}}$
$ \eta_2^b $	-		< 1.2	
$p_{\text{T},1}^b$	-		< 175 GeV	
$ \Delta\phi(\mathbf{p}_{\text{T}}^{\text{ISR}}, \mathbf{p}_{\text{T},2}^b) $	-		> 1.6	

which makes CRWAB orthogonal to CRTAB. The single-top control region, CRSTAB, is defined as having exactly one control electron or muon with $p_T > 20$ GeV (making CRSTAB orthogonal to both CRWAB and CRTAB) and two or more b -tagged jets. A requirement of $p_T > 20$ GeV is used in CRWD because the W + jets background in SRD is dominated by high- p_T electrons, muons, and τ -leptons. To enhance the purity of the W + jets background in CRWD and ensure orthogonality with CRTD, lower bounds are put on $\Delta R(b, \ell)$, which is defined with respect to the b -tagged jet (b -tagged track-jet) closest to the lepton in CRWD1–2 (CRWD0). Representative distributions for the various W + jets and single-top control regions defined in the analysis are shown in Figure 7.

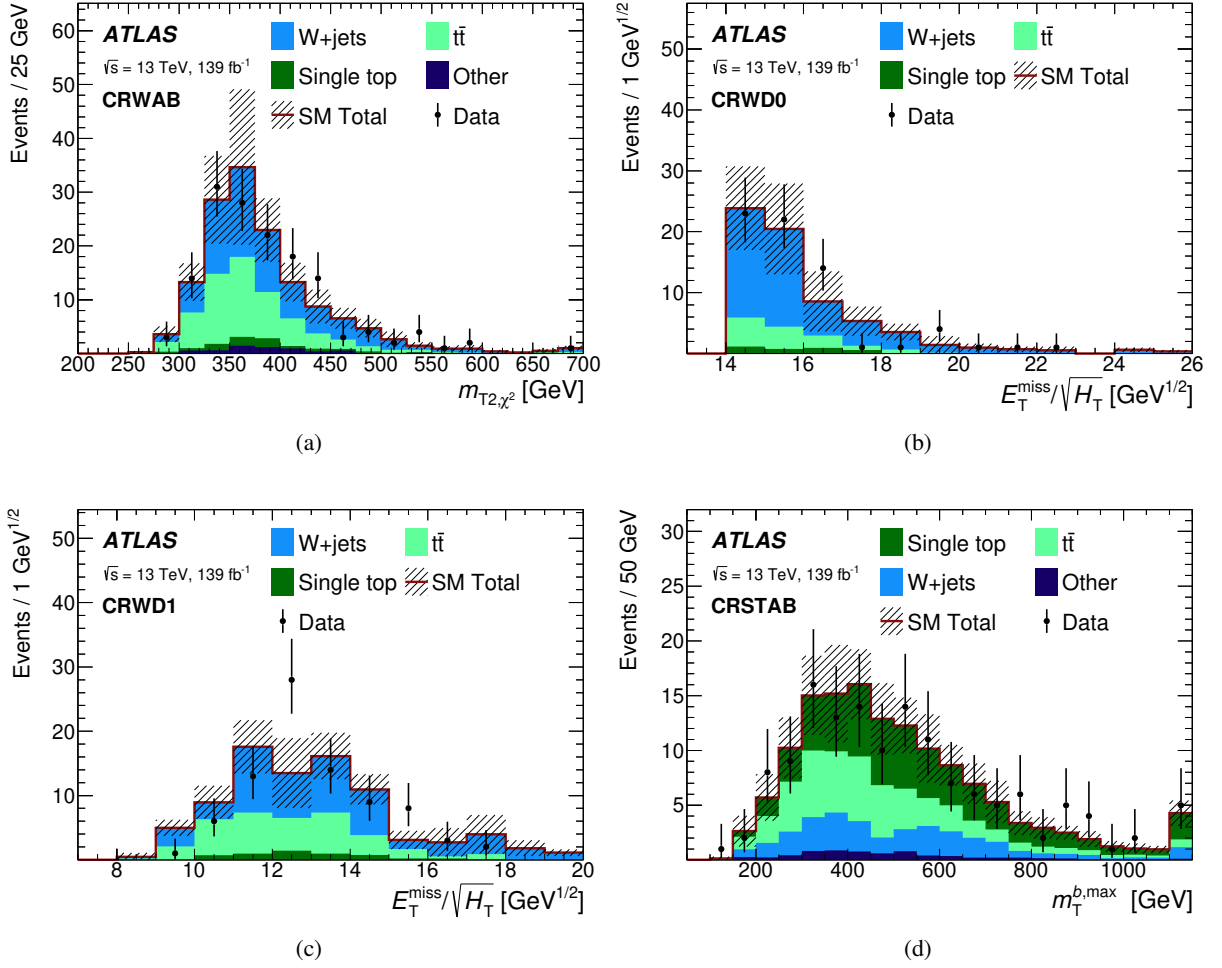


Figure 7: Distributions illustrating the level of agreement between data (points) and the SM expectation (stacked histograms, after simultaneously fitting to all backgrounds) in several W + jets and single-top control regions: (a) m_{T2, χ^2} for CRWAB, $E_T^{\text{miss}} / \sqrt{H_T}$ for (b) CRWD0 and (c) CRWD1, and (d) $m_T^{b, \text{max}}$ for CRSTAB. The hatched uncertainty band around the SM expectation includes the combination of MC statistical, theory-related and detector-related systematic uncertainties. The rightmost bin in each plot includes all overflows.

Table 8: Selection criteria for the W + jets and single-top control regions. The defining extrapolation for these control regions is over the number of leptons; one electron or muon (ℓ) from W decays is required compared with zero leptons in the signal regions. A dash indicates that no selection is applied. Variables for which the signal and control region requirements differ are highlighted by a thick border around the cell that contains the requirement. Requirements are made on the following variables in the signal regions but have no equivalent requirement in the control regions: $m_2^{R=1.2}$, $m_1^{R=0.8}$, $J_1^{R=1.2}(b)$, $J_2^{R=1.2}(b)$, $m_T^{b,\max}$, m_{T2,χ^2} .

Variable/CR	CRSTAB	CRWAB	CRWD0	CRWD1	CRWD2
Trigger	E_T^{miss}				
E_T^{miss}	> 250 GeV				
Control ℓ	exactly 1				
Additional baseline ℓ	0				
p_T^ℓ	$p_T > 20$ GeV	$4.5(4.0) < p_T^{e(\mu)} < 20$ GeV	$p_T > 20$ GeV		
$m_T(\ell, \mathbf{p}_T^{\text{miss}})$	< 100 GeV		< 120 GeV	< 100 GeV	
N_j	≥ 4		-		
$p_{T,2}$	> 80 GeV		-		
$p_{T,4}$	> 40 GeV		-		
N_b	≥ 2	exactly 1	exactly 0	exactly 1	≥ 2
$ \Delta\phi_{\min}(\mathbf{p}_{T,1-4}, \mathbf{p}_T^{\text{miss}}) $	> 0.4			-	
$m_1^{R=1.2}$	> 120 GeV	< 60 GeV	-		
$m_T^{b,\min}$	> 200 GeV		-		
$\Delta R(b_1, b_2)$	> 1.4	-	-	-	< 1.0
$m_{\min}^{b,\ell}$	> 100 GeV	-		-	
τ -veto	yes	-	-		
S	> 14		-		
$\Delta R(b, \ell)$	-	> 2.0	> 1.6	> 1.8	> 2.2
p_T^{ISR}	-		> 250 GeV		
$E_T^{\text{miss, track}}$	-		> 30 GeV		
$ \Delta\phi(\mathbf{p}_T^{\text{miss}}, \mathbf{p}_T^{\text{miss, track}}) $	-		< $\pi/3$		
$ \Delta\phi(\mathbf{p}_T^{\text{ISR}}, \mathbf{p}_T^{\text{miss}}) $	-		> 2.4		
N_b^{track}	-		≥ 1	-	
$ \eta_1^{b,\text{track}} $	-		< 1.2	-	
$\max \Delta\phi(\mathbf{p}_T^{\text{ISR}}, \mathbf{p}_T^{b,\text{track}}) $	-		> 2.2	-	
$ \Delta\phi(\mathbf{p}_{T,1}^{b,\text{track}}, \mathbf{p}_{T,2}^{b,\text{track}}) $	-		< 2.5	-	
$p_{T,1}^{b,\text{track}}$	-		< 50 GeV	> 10 GeV	-
$p_{T,1}^{\text{track}}$	-		< 40 GeV		-
$ \Delta\phi(\mathbf{p}_{T,1-4}^{\text{track}}, \mathbf{p}_T^{\text{ISR}}) $	-		> 1.2		-
$ \eta_1^b $	-		< 1.6		-
$p_{T,1}^b$	-		-		< 175 GeV
$ \eta_2^b $	-		-		< 1.2
$E_T^{\text{miss}}/\sqrt{H_T}$	-		> $14\sqrt{\text{GeV}}$	> $8\sqrt{\text{GeV}}$	> $12\sqrt{\text{GeV}}$

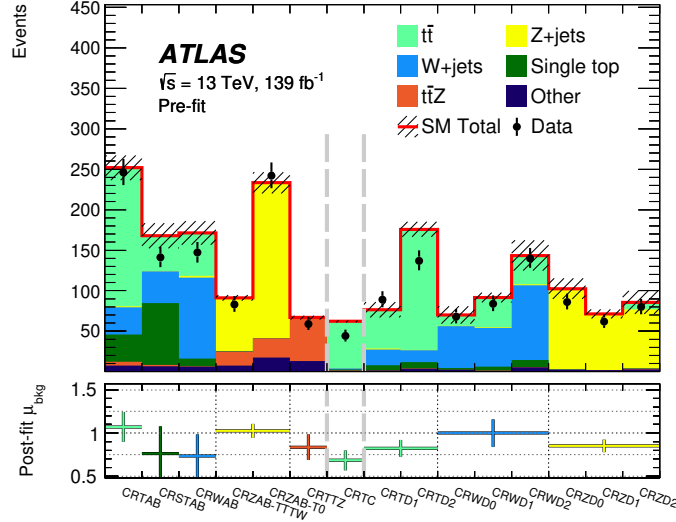


Figure 8: A summary of the normalisation factors determined from the various background-only fits. The total number of data events (points) and the SM expectation (stacked histograms) are shown in each control region before the fit. The uncertainty associated with the SM expectation includes the combination of MC statistical uncertainties, theory-related and detector-related systematic uncertainties. The normalisation factor applied to each background source (μ_{bkg}) after the fit and respective uncertainty, including the combination of MC statistical uncertainties, theory-related and detector-related systematic uncertainties, is shown in the lower panel. The control regions included in the SRA–B, SRC and SRD fits are separated by vertical dashed lines.

6.4 Validation of background estimates

The background normalisation factors derived from the SRA–B, SRC and SRD background-only fits are summarised in Figure 8. Most normalisation factors are within 1σ of unity, where σ denotes the total uncertainty, including the data statistical uncertainty in the CRs and the theory-related and detector-related systematic uncertainties (described in Section 7). However, the $t\bar{t}$ ($t\bar{t}$ and $Z + \text{jets}$) normalisation factors derived from the SRC (SRD) fit are lower than unity by one to two σ . Significant amounts of ISR radiation are required in SRC, SRD, and the associated control regions, unlike SRA–B and the associated control regions. The simulated event yields in $t\bar{t}$ -enriched regions compare differently with data in SRA–B control regions and SRC–D control regions, overestimating the number of events in the latter, while fairly good agreement is observed in the former. A similar effect is observed in CRZAB and CRZD. These observations point to a mismodelling possibly related to the ISR system in $t\bar{t}$ and $Z + \text{jets}$ events. The fitting procedure corrects for this mismodelling and is validated in the VRs discussed below.

Validation regions are defined to check the validity of the normalisation factors in the signal regions and to check the ability of the MC to describe the shapes of the kinematic variables over which extrapolations are made in propagating background estimates from the control regions to the signal regions. The defining extrapolation from control to signal regions is in the lepton multiplicity, whereas the validation regions include only events with zero leptons, as in the signal regions. Validation regions are designed for the $Z + \text{jets}$ background in SRA (VRZA) and SRB (VRZB-TTTW, VRZB-T0) and SRD (VRZD0–2), as well as for the $t\bar{t}$ background in SRA–B (VRTAB), SRC (VRTC), and SRD (VRTD1–2). Requirements applied in the SRs are modified in the VRs to ensure orthogonality with the SRs, to limit signal contamination, and

to retain a sufficient number of events expected in data. Signal contamination in the VRs, for all signals considered in this search, is kept below 20%.

VRZA is made to be orthogonal to SRA–B by vetoing events where the leading reclustered jet contains a b -tagged jet while still requiring at least two b -tagged jets. Orthogonality between VRZB-TTTW and SRA–B is achieved by inverting the $\Delta R(b_1, b_2)$ requirement made in SRB, $\Delta R(b_1, b_2) < 1.4$, and selecting a lower \mathcal{S} window than in SRA, $15 < \mathcal{S} < 17$. For VRZD0 and VRZD1–2, the orthogonality with SRD is ensured by inverting the $\max \left| \Delta\phi \left(\mathbf{p}_T^{j\text{ISR}}, \mathbf{p}_T^{b\text{track}} \right) \right|$ and $\left| \Delta\phi \left(\mathbf{p}_T^{j\text{ISR}}, \mathbf{p}_{T,1}^b \right) \right|$ requirements, respectively.

VRTAB is orthogonal to SRA–B due to the inversion of the $m_T^{b,\text{min}}$ requirement, while VRTC is orthogonal to SRC by inverting the $\left| \Delta\phi \left(\mathbf{p}_T^{\text{ISR}}, \mathbf{p}_T^{\text{miss}} \right) \right|$ requirement. In VRTD1–2, the $\left| \Delta\phi \left(\mathbf{p}_T^{j\text{ISR}}, \mathbf{p}_{T,1}^b \right) \right|$ requirement is inverted, as is done in VRZD1–2. The purity of $t\bar{t}$ events in VRTD1 is enhanced by introducing a $\Delta R(b_1, b_2) > 2.0$ requirement. Only one b -tagged jet is required in VRTD1 (as in SRD1) and therefore $\Delta R(b_1, b_2)$ is defined as the angular distance between the one b -tagged jet and the next jet most likely to contain a b -hadron, quantified by the b -tagging discriminator output value.

Representative distributions for the validation regions defined in the analysis are shown in Figure 9. A summary of the expected and observed yields in the VRs after the SRA–B, SRC and SRD background-only fits is shown in Figure 10. All the background predictions in the VRs agree with the data within 1σ except the predictions in VRZD2, which agree with the data within 2σ .

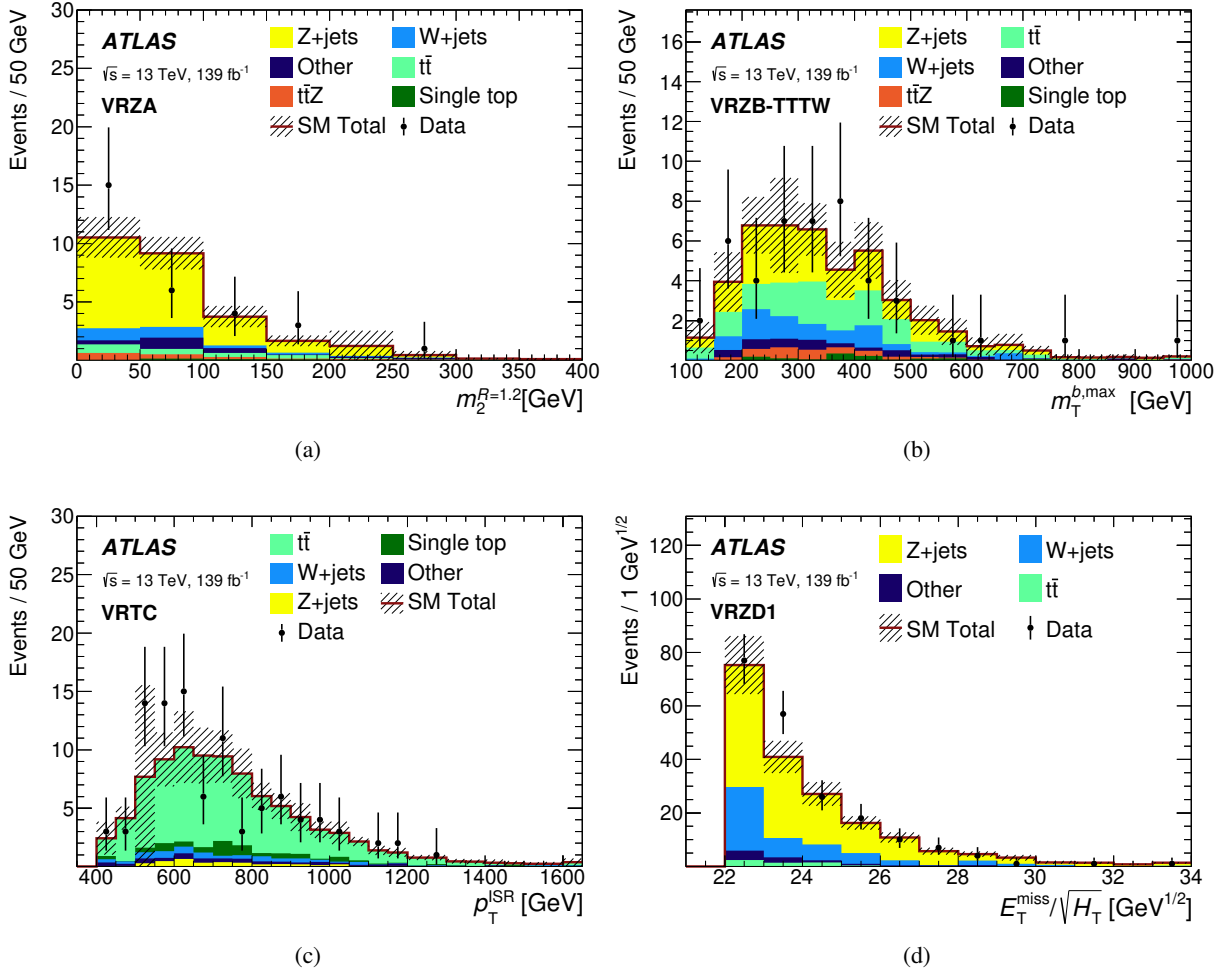


Figure 9: Distributions illustrating the level of agreement between data (points) and the SM expectation (stacked histograms, after simultaneously fitting to all backgrounds) in several validation regions: (a) $m_2^{R=1.2}$ in VRZA, (b) $m_T^{b,\min}$ in VRZB-TTTW, (c) p_T^{ISR} in VRTC, and (d) $E_T^{\text{miss}}/\sqrt{H_T}$ in VRZD1. The hatched uncertainty band around the SM expectation includes the combination of MC statistical, theory-related and detector-related systematic uncertainties. The rightmost bin in each plot includes all overflows.

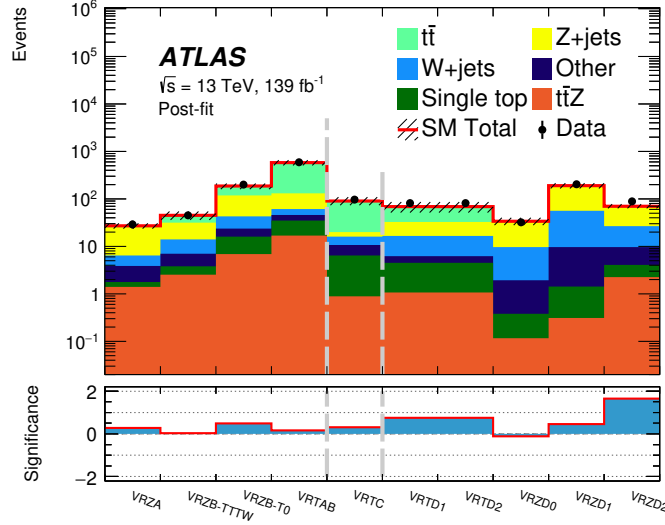


Figure 10: The total number of data events (points) and the SM expectation (stacked histograms) in all validation regions after the SRA–B, SRC and SRD background-only fits. The stacked histograms show the SM prediction and the hatched uncertainty band around the SM prediction shows the total uncertainty, which includes the MC statistical uncertainties, theory-related and detector-related systematic uncertainties. The lower panel shows the significance of the difference between data and the background prediction calculated with the method described in Ref. [122]. The validation regions considered in the SRA–B, SRC and SRD fits are separated by vertical dashed lines.

7 Systematic uncertainties

Uncertainties affecting the sensitivity of the analysis which originate from statistical sources are considered together with systematic uncertainties related to the detector calibration (detector-related uncertainties) and physics modelling of signal and background (theory-related uncertainties). The data statistical uncertainty in the number of events in the SRs dominates the total uncertainty in SRA and SRD, while uncertainties related to the physics modelling of the background play a significant role in SRB and SRC.

The impact of detector-related and theory-related systematic uncertainties in the background predictions are included in the profile likelihood fits (described in Section 6) as nuisance parameters constrained by Gaussian probability density functions. Their impact is reduced by scaling the dominant background components in the SRs using the data observed in the CRs via the introduction of free-floating normalisation parameters. After the SRA–B and SRD (SRC) background-only fit, none of the nuisance parameters are pulled significantly and most (all) of them are not constrained. The largest constraints are observed in the SRD fit and are on the $t\bar{t}$ modelling uncertainties and reach 30%.

The dominant systematic uncertainties in the background estimates in SRA and SRB (SRC and SRD), expressed as percentages of the total background expectations, are shown in Table 9 (Table 10). By convention, the data statistical uncertainty in the numbers of events in the CRs is accounted for as a systematic uncertainty and included in table rows indicated by the normalisation factors for each background source (μ_{bkg}).

The dominant detector-related systematic uncertainty in the background estimates originates from sources related to the jet energy scale (JES) and resolution (JER) [104], which encompass both the modelling of

Table 9: Systematic uncertainties (in percent) greater than 1% for at least one category within SRA and SRB. Uncertainties are expressed relative to the total background estimates. The uncertainties due to the scaling of background events based on data in control regions are indicated for each background component by $\mu_{t\bar{t}}$, $\mu_{t\bar{t}+Z}$, μ_Z , μ_W , and $\mu_{\text{single top}}$. The theory uncertainties quoted for each background include the different distribution shape uncertainties described in the text.

	SRA-TT	SRA-TW	SRA-T0	SRB-TT	SRB-TW	SRB-T0
Total syst. unc.	15	12	10	14	9	9
$t\bar{t}$ theory	2	2	1	11	6	4
Single-top theory	7	5	4	1	<1	1
$t\bar{t}Z$ theory	3	<1	<1	<1	<1	<1
Z theory	<1	<1	1	<1	<1	<1
$\mu_{t\bar{t}}$	<1	<1	<1	4	4	4
$\mu_{t\bar{t}+Z}$	6	2	2	4	3	1
μ_Z	3	5	5	3	3	3
μ_W	2	3	3	4	4	3
$\mu_{\text{single top}}$	6	4	5	3	4	5
JER	7	3	2	6	2	3
JES	4	4	2	2	<1	<1
b -tagging	5	3	3	2	1	2
E_T^{miss} soft term	2	1	1	<1	<1	<1
MC statistics	7	7	5	3	3	2

the detector response and the analysis techniques used to derive the calibration, the b -tagging performance, which includes the uncertainty in the b -tagging efficiency of true b -jets [39] and in the b -tagging rate of light-flavour jets [123] and c -jets [124], and the energy scale and resolution of the E_T^{miss} soft term [113, 114]. The uncertainty in the modelling of pile-up events contributes significantly to the total uncertainty only in SRD2.

The JES uncertainty is derived as a function of the p_T and η of each jet, the pile-up conditions, and the jet flavour. It is determined using a combination of simulated samples and collision data, including measurements of dijet, multijet, Z +jet, and γ +jet events. The JER uncertainty is derived as a function of the p_T and η of each jet, and is determined from a random cone technique applied to data recorded without selection bias, and studies of asymmetries in dijet events. The uncertainty in the JER is significant in many signal regions (maximally 18% in SRD1), while the most significant impact of the JES uncertainty reaches 6% in SRC5.

The uncertainty originating from the b -tagging performance of jets is estimated by varying the p_T - and flavour-dependent per-jet scale factors, applied to each jet, within predefined ranges determined from efficiency and mis-tag rate measurements in data. The b -tagging uncertainty is highest in SRA and SRD and does not exceed 7% (reached in SRD2).

Uncertainties in the b -tagging performance of track-jets, which are only relevant in SRD, are estimated for

Table 10: Systematic uncertainties (in percent) greater than 1% for at least one category within SRC and SRD. Uncertainties are expressed relative to the total background estimates. The uncertainties due to the scaling of background events based on data in control regions are indicated for each background component by $\mu_{t\bar{t}}$, μ_Z , and μ_W . The theory uncertainties quoted for each background include the different distribution shape uncertainties described in the text.

	SRC1	SRC2	SRC3	SRC4	SRC5	SRD0	SRD1	SRD2
Total syst. unc.	25	18	20	27	27	18	31	12
$t\bar{t}$ theory	20	11	12	16	21	4	9	5
Single-top theory	<1	<1	<1	<1	<1	<1	4	2
Z theory	<1	<1	1	2	4	7	3	2
W theory	<1	<1	1	2	3	<1	<1	<1
$\mu_{t\bar{t}}$	12	13	14	14	11	<1	2	5
μ_Z	<1	<1	<1	<1	<1	5	3	2
μ_W	<1	<1	<1	<1	<1	4	5	3
JER	5	<1	8	15	7	8	18	4
JES	<1	1	<1	4	6	1	4	2
b -tagging	2	2	2	2	2	3	5	7
Track-jet flavour	<1	<1	<1	<1	<1	4	7	<1
Track-jet flavour (low p_T)	<1	<1	<1	<1	<1	7	4	1
E_T^{miss} soft term	<1	<1	<1	<1	3	<1	<1	<1
Pile-up	<1	<1	<1	1	<1	2	12	<1
MC statistics	3	2	3	4	6	11	17	5

track-jets with $p_T > 10$ GeV in the same way as for jets. The largest contribution from this systematic uncertainty is in SRD1, where it is 7%. For track-jets with $5 < p_T < 10$ GeV, which may be selected in SRD0, no evaluation of the b -tagging performance in data is available, so the uncertainty is evaluated by comparing the b -tagging performance observed in $Z \rightarrow \ell^+ \ell^-$ events generated with SHERPA and MADGRAPH interfaced with PYTHIA 8.2, resulting in an uncertainty of 7% in SRD0. The difference between the predictions of these two generators was found to always be larger than the difference between the predictions from extrapolation from the neighbouring bins, hence assigning the uncertainty based on the generator comparison is assumed to be conservative.

All jet-, electron-, and muon-related uncertainties are propagated to the calculation of the E_T^{miss} when evaluated, and additional uncertainties in the energy scale and resolution of the E_T^{miss} soft term are evaluated. The uncertainty in the soft term of the E_T^{miss} is derived using $Z \rightarrow \mu^+ \mu^-$ events and is less than 3% in all SRs. The uncertainty due to the reweighting of the simulated samples to match the distribution of pile-up in data is negligible in all SRs except SRD, where it is at most 12% (reached in SRD1).

Uncertainties in electron and muon reconstruction and identification uncertainties are also considered but have a negligible impact on the final background estimates. The uncertainty in the combined 2015–2018 integrated luminosity is 1.7% [64, 65] and has a negligible impact on the analysis.

Theoretical uncertainties in the physics modelling of the background processes are also evaluated for each background component. For the $t\bar{t}$ background, uncertainties are estimated from the comparison of different matrix-element calculations (POWHEG-BOX vs aMC@NLO), the choice of parton-showering model (PYTHIA vs HERWIG 7), and the emission of ISR and final-state radiation (FSR) within PYTHIA 8 while leaving all other parameters for each comparison unchanged. The effects of ISR and FSR are explored by reweighting the nominal $t\bar{t}$ events in a manner that reduces (reduces and increases) initial-state (final-state) parton-shower radiation [125] and by using an alternative POWHEG-BOX v2 + PYTHIA 8.2 sample with h_{damp} set to $3m_t$ and parameter variation group VAR3 (described in Ref. [125]) increased, leading to increased ISR. SRC is most sensitive to $t\bar{t}$ theory systematic uncertainties, ranging from 11% to 21%, followed by SRB, ranging from 4% to 11%.

Most of the single-top background events include a W boson in the final state (Wt). To account for the interference between Wt and $t\bar{t}$ production, yields in the signal and control regions are compared between a Wt simulated sample that uses the diagram-subtraction scheme, and the nominal sample that uses the diagram-removal scheme [126]. The final single-top uncertainty relative to the total background estimate is maximally 7% (in SRA-TT).

For the $t\bar{t} + W/Z$ background, largely dominated by $t\bar{t} + Z$, the modelling uncertainty is estimated through variations of the renormalisation and factorisation scales simultaneously by factors of 2.0 and 0.5, and a comparison of parton-showering models (PYTHIA vs HERWIG 7), resulting in a maximum uncertainty of 4% (in SRB-TT).

The modelling uncertainties for the $W/Z + \text{jets}$ background processes due to missing higher orders are evaluated [127] using both coherent and independent variations of the QCD factorisation and renormalisation scales in the matrix elements by factors of 0.5 and 2, avoiding variations in opposite directions. The matrix-element matching scale between jets from the matrix element and the parton shower, and the resummation scale for soft gluon emission within SHERPA, are also varied by factors of 0.5 and 2. The resulting impact on the total background yields from the $W/Z + \text{jets}$ modelling is at most 7% (in SRD0).

Uncertainties in each background from scale variations are fully correlated across regions and categories, and uncorrelated between processes. In some cases this may result in uncertainties cancelling out, while the higher-order corrections may not cancel out. The sensitivity of the results to the correlation assumptions was tested by redoing the fit with scale variations uncorrelated across all regions and categories, which resulted in negligible changes in the excluded cross sections near the edge of the exclusion region.

Detector and theory-related systematic uncertainties in signal yields are also evaluated when setting exclusion limits on specific signals (see Section 8). Detector-related uncertainties consider the same sources as for the background and are usually smaller than the modelling uncertainties. Signal theory uncertainties include sources related to signal acceptance, which are included in the profile likelihood fits as a single nuisance parameter, and the uncertainty in the total cross section, which is accounted for by repeating the exclusion procedure for the central and $\pm 1\sigma$ values of the cross section. The uncertainty in the total cross section is 7–16% for direct top squark production [75, 128–134], depending on the top squark mass. The same uncertainty is used for leptoquark production, due to the similarities between the two types of signals.

The main detector-related uncertainties in the signal yields originate from the JER, ranging from 2% to 15%, the JES, ranging from 2% to 20%, and the b -tagging performance (including track-jet b -tagging in SRD), ranging from 2% to 11%. Uncertainties in the signal acceptance due to variations of the renormalisation and factorisation scales and the matching scale (each varied up and down by a factor of two), and the parton-shower tune variations, are also taken into consideration. In regions where a high- p_T ISR system is

selected (SRC and SRD), the p_T scale of the ISR is large enough such that the leading ISR jet is included in the matrix elements. The uncertainty in the ISR is therefore accounted for when varying the renormalisation and factorisation scales. The total uncertainty in the signal acceptance, considering the full range of $m_{\tilde{t}}$ and $m_{\tilde{\chi}_1^0}$ used in this search, is at most 12–13% in SRA–C, and 25% for SRD.

8 Results and interpretation

The background originating from SM processes is determined separately for each set of signal regions (SRA–B, SRC, SRD) from three profile likelihood ‘background-only’ fits (SRA–B fit, SRC fit, SRD fit) that include the relevant control regions as described in Section 6. The observed event yields in the various SRA–B, SRC and SRD categories are compared with the post-fit background estimates in Tables 11, 12, 13, and Figure 11. In the SRs optimised for discovery, SRA-TT-Disc and SRC-Disc, 14 and 28 events are observed, respectively, compared with 15.2 ± 1.8 and 28.0 ± 4.9 expected events, respectively. Figure 12 shows the distribution of \mathcal{S} in SRA-TW, $m_1^{R=1.2}$ in SRB-TT, R_{ISR} in SRC, and $E_T^{\text{miss}}/\sqrt{H_T}$ in SRD0, SRD1 and SRD2. The background predictions are scaled to the values determined from the background-only fits.

Table 11: Observed event yields in SRA and SRB compared with the expected SM background yields in each signal region after the SRA–B background-only fit. The uncertainties include MC statistical uncertainties, detector-related systematic uncertainties, and theoretical uncertainties.

	SRA-TT	SRA-TW	SRA-T0	SRB-TT	SRB-TW	SRB-T0
Observed	4	8	11	67	84	292
Total SM	3.2 ± 0.5	5.6 ± 0.7	17.3 ± 1.7	46 ± 7	81 ± 7	276 ± 24
Z + jets	1.35 ± 0.28	3.2 ± 0.4	10.5 ± 1.3	15.6 ± 3.3	28.7 ± 3.4	117 ± 14
Single top	0.50 ± 0.31	0.59 ± 0.29	1.9 ± 0.8	3.5 ± 1.2	7.0 ± 3.0	31 ± 15
$t\bar{t}$	0.08 ± 0.07	0.16 ± 0.10	0.4 ± 0.4	10 ± 5	20 ± 6	72 ± 19
$t\bar{t}$ + Z	1.05 ± 0.29	0.74 ± 0.17	1.50 ± 0.34	9.9 ± 1.9	12.5 ± 2.5	22 ± 4
W + jets	0.16 ± 0.07	0.53 ± 0.20	1.7 ± 0.6	4.9 ± 1.9	8 ± 4	22 ± 9
Other	0.080 ± 0.020	0.34 ± 0.24	1.32 ± 0.22	2.4 ± 0.4	4.7 ± 2.3	10.4 ± 1.3

Observed event yields are in good agreement with the background estimates in all the signal regions. The significance of a data excess with respect to the background predictions can be quantified by the probability (p) of a background-only hypothesis to be more signal-like than what is observed. To evaluate these probabilities in each signal region category, alternative fit configurations (discovery fits) are defined. Each discovery likelihood function is defined as the product of the Poisson probability density function describing the numbers of events of a single signal region category and the background-only likelihood function associated with that signal region. An additional parameter, the signal strength, defined for positive values and corresponding to the signal normalisation in the signal region, is included and free-floating in the fit. The smallest p -value, assuming the background-only hypothesis, is 0.03, corresponding to 1.87σ , in SRB-TT. In this signal region, 67 events are observed compared with 46.7 ± 6.7 expected events. The

Table 12: Observed event yields in SRC compared with expected SM background yields in each signal region after the background-only fit. The uncertainties include MC statistical uncertainties, detector-related systematic uncertainties, and theoretical uncertainties.

	SRC1	SRC2	SRC3	SRC4	SRC5
Observed	53	57	38	9	4
Total SM	46 \pm 12	52 \pm 9	32 \pm 7	11.8 \pm 3.1	2.5 \pm 0.7
Z + jets	1.2 \pm 0.5	1.4 \pm 0.8	1.2 \pm 0.5	0.67 \pm 0.32	0.24 \pm 0.12
Single top	0.90 \pm 0.34	2.7 \pm 0.6	1.1 \pm 0.7	0.61 \pm 0.33	0.25 \pm 0.05
$t\bar{t}$	32 \pm 11	40 \pm 9	26 \pm 6	9.5 \pm 2.7	1.7 \pm 0.6
$t\bar{t} + Z$	0.74 \pm 0.32	0.50 \pm 0.31	0.24 \pm 0.12	0.09 $^{+0.11}_{-0.09}$	0.010 $^{+0.030}_{-0.010}$
W + jets	1.3 \pm 0.6	1.7 \pm 0.6	1.5 \pm 0.7	0.4 $^{+0.6}_{-0.4}$	0.23 \pm 0.09
Other	9.7 \pm 2.9	5.6 \pm 1.5	1.8 \pm 0.5	0.51 \pm 0.10	0.08 $^{+0.19}_{-0.08}$

Table 13: Observed and expected yields after the background-only fit, for SRD. The uncertainties include MC statistical uncertainties, detector-related systematic uncertainties, and theoretical uncertainties.

	SRD0	SRD1	SRD2
Observed	5	4	10
Total SM	6.9 \pm 1.3	3.1 \pm 1.0	12.2 \pm 1.5
Z + jets	4.2 \pm 0.8	1.07 \pm 0.25	3.5 \pm 0.6
Single top	0.020 $^{+0.030}_{-0.020}$	0.10 $^{+0.16}_{-0.10}$	0.84 \pm 0.31
$t\bar{t}$	0.36 \pm 0.29	0.56 \pm 0.31	5.1 \pm 1.0
$t\bar{t} + Z$	0.02 $^{+0.04}_{-0.02}$	0.010 $^{+0.010}_{-0.010}$	< 0.01
W + jets	1.9 \pm 0.6	0.9 \pm 0.6	2.0 \pm 0.7
Other	0.44 \pm 0.13	0.45 \pm 0.21	0.76 \pm 0.20

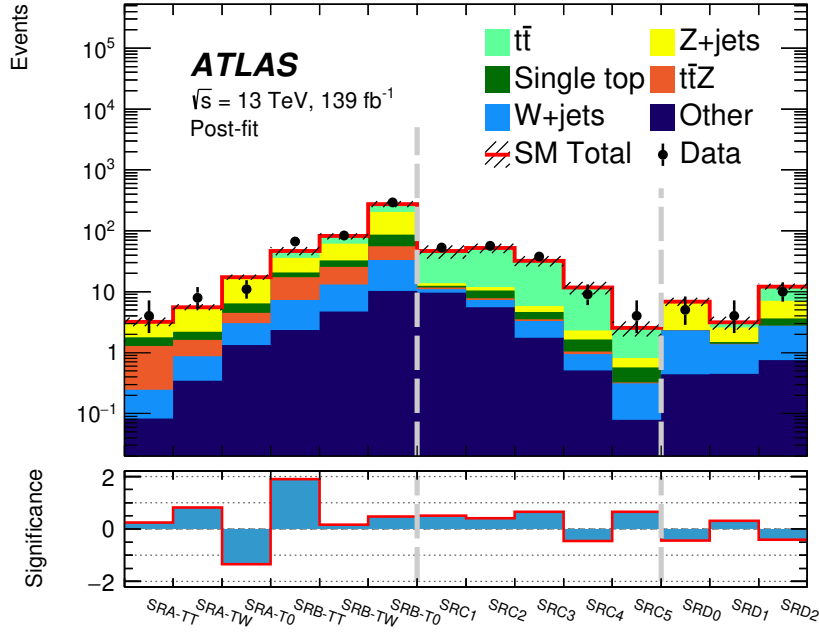


Figure 11: Event yields comparing data (points) to the SM prediction (stacked histograms) in all signal regions after the SRA–B, SRC and SRD background-only fits. The hatched uncertainty band around the SM prediction shows the total uncertainty, which includes the MC statistical uncertainties, detector-related systematic uncertainties, and theoretical uncertainties. The signal regions included in the SRA–B, SRC and SRD fits are separated by vertical dashed lines.

largest deficit in the data is found in SRA-T0 where 11 events are observed compared with 17.3 ± 1.7 expected events.

Model-independent upper limits set at 95% CL on the number of beyond the SM (BSM) events in each signal region are derived using the CL_s prescription [135] and neglecting any possible signal contamination in the control regions. Normalising these by the integrated luminosity of the data sample, they are interpreted as upper limits on the visible BSM cross section, σ_{vis} , where σ_{vis} is defined as the product of the acceptance, reconstruction efficiency and production cross section. The results from the discovery fits are shown in Table 14, with SRA-TT having the lowest upper bound on the visible cross section of new physics phenomena of 0.04 fb.

A profile-likelihood-ratio test is defined in order to set limits on direct pair production of top squarks. A new fit configuration is defined (referred to as an exclusion fit) for each signal region category (SRA–B, SRC or SRD), where the Poisson probability density functions describing the observed and expected numbers of events in all relevant signal region bins are included in the likelihood function, and the signal-strength parameter, defined for positive values, is free-floating in the fit. Signal contamination in the CRs is taken into account. Limits are derived using the CL_s prescription and calculated from asymptotic formulae [136]. The nominal event yield in each set of SRs is set using the background-level estimates obtained from a background-only fit to both the CRs and the SRs to determine the expected limits, while a coloured band that represents the $\pm 1\sigma$ of the total uncertainty (σ_{exp}) is also evaluated. The observed event yields and the same background estimates are used to determine the observed limits for each set of SRs (SRA–B, SRC

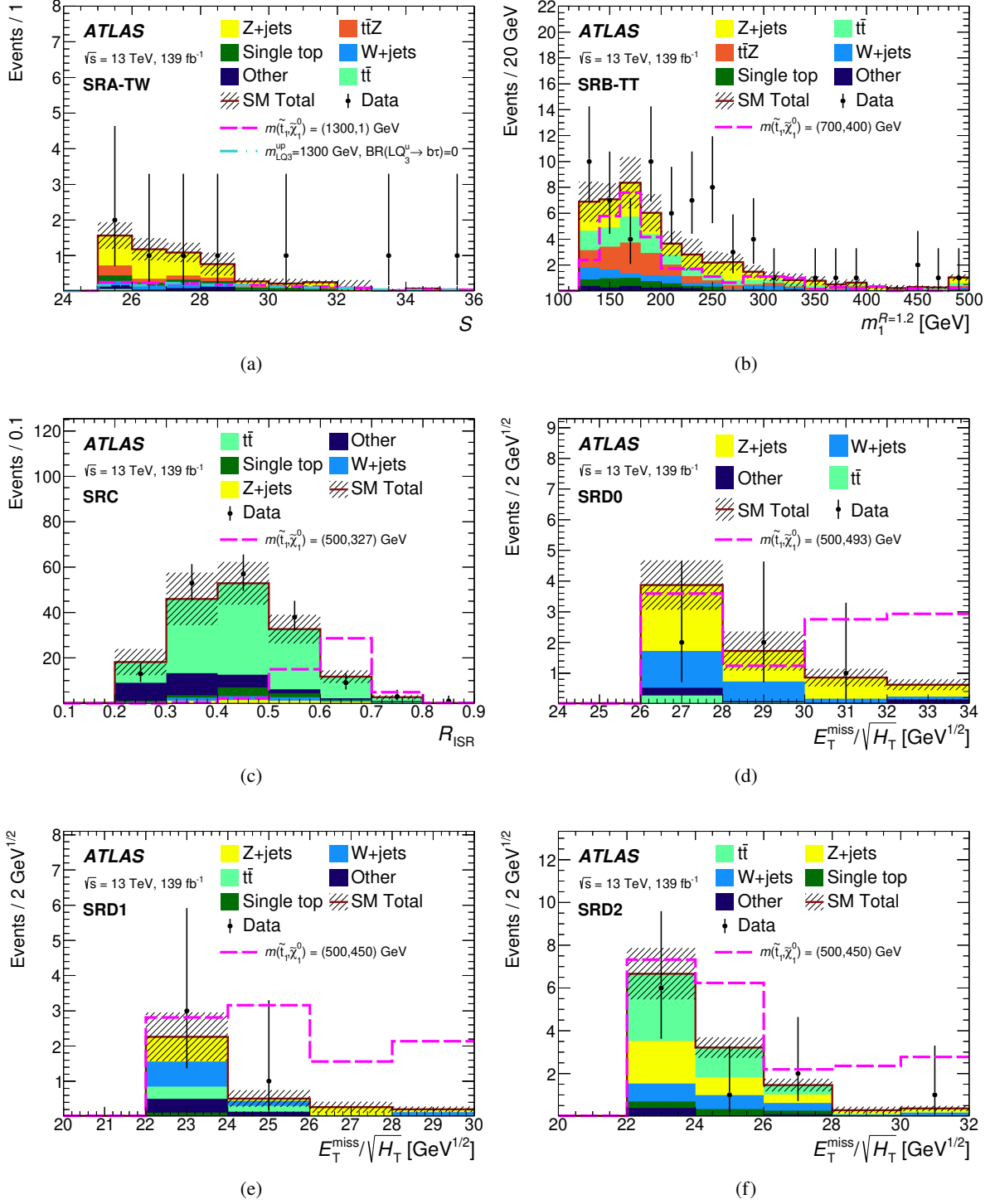


Figure 12: Distributions of (a) S in SRA-TW, (b) $m_1^{R=1.2}$ in SRB-TT, (c) R_{ISR} in SRC, and (d–f) $E_T^{miss}/\sqrt{H_T}$ in SRD0–2 after the SRA–B, SRC and SRD background-only likelihood fits. The stacked histograms show the SM prediction and the hatched uncertainty band around the SM prediction shows the total uncertainty, which includes the MC statistical uncertainties, detector-related systematic uncertainties, and theoretical uncertainties. The data (points) are overlaid. For each variable, the distribution for a representative signal hypothesis is overlaid as a dashed line. The rightmost bin includes overflow events.

Table 14: Left to right: 95% CL upper limits on the visible cross section ($\langle\epsilon\sigma\rangle_{\text{obs}}^{95}$) and on the number of signal events (S_{obs}^{95}). The third column (S_{exp}^{95}) shows the 95% CL upper limit on the number of signal events, given the expected number (and $\pm 1\sigma$ excursions on the expectation) of background events. The last two columns indicate the CL_B value, i.e. the confidence level observed for the background-only hypothesis, the discovery p -value ($p(s=0)$), and the significance (Z). In cases where the observed data yields are less than the total expected background yields, the p -value is truncated to 0.5.

Signal Region	$\langle\epsilon\sigma\rangle_{\text{obs}}^{95}$ [fb]	S_{obs}^{95}	S_{exp}^{95}	CL_B	$p(s=0)$ (Z)
SRA-TT	0.04	6.0	$5.2_{-1.7}^{+2.7}$	0.63	0.34 (0.40)
SRA-TW	0.06	8.6	$6.5_{-1.6}^{+3.2}$	0.78	0.18 (0.92)
SRA-T0	0.05	6.4	10_{-3}^{+5}	0.11	0.50 (0.00)
SRA-TT-Disc	0.06	8.4	9_{-2}^{+4}	0.39	0.50 (0.00)
SRB-TT	0.28	38.5	22_{-6}^{+9}	0.95	0.03 (1.87)
SRB-TW	0.21	28.6	27_{-7}^{+10}	0.57	0.42 (0.19)
SRB-T0	0.51	71.1	60_{-16}^{+22}	0.69	0.30 (0.53)
SRC1	0.19	26.0	22_{-9}^{+4}	0.75	0.49 (0.01)
SRC2	0.24	32.8	27_{-7}^{+10}	0.76	0.22 (0.77)
SRC3	0.17	24.0	20_{-5}^{+7}	0.76	0.23 (0.75)
SRC4	0.06	8.0	9_{-2}^{+4}	0.29	0.50 (0.00)
SRC5	0.05	6.6	$5.0_{-1.2}^{+2.8}$	0.73	0.22 (0.78)
SRC-Disc	0.11	15.4	15_{-4}^{+6}	0.53	0.49 (0.02)
SRD0	0.04	5.4	$6.8_{-2.1}^{+3.3}$	0.28	0.50 (0.00)
SRD1	0.04	6.2	$5.5_{-1.8}^{+2.7}$	0.63	0.34 (0.40)
SRD2	0.05	6.9	8_{-2}^{+4}	0.28	0.50 (0.00)

and SRD); these are evaluated for the nominal signal cross sections as well as for $\pm 1\sigma$ theory uncertainties in those cross sections, denoted by $\sigma_{\text{theory}}^{\text{SUSY}}$.

Figure 13 shows the observed and expected exclusion contours at 95% CL as a function of (a) the $\tilde{\chi}_1^0$ mass vs the \tilde{t} mass and (b) $\Delta m(\tilde{t}, \tilde{\chi}_1^0)$ vs the \tilde{t} mass. The exclusion contour is obtained by choosing the exclusion fit configuration (SRA–B, SRC or SRD) with the best expected limit for each signal hypothesis. The data included in the SRA–B fit, together with previous limits from the overlay of zero-, one-, and two-lepton channels and other analyses [22–25, 27, 28], exclude top squark masses up to 1250 GeV for $\tilde{\chi}_1^0$ masses below 200 GeV. Additional constraints are set by the SRC fit in the case where $\Delta m(\tilde{t}, \tilde{\chi}_1^0) \approx m_t$, for which top squark masses in the range 300–630 GeV are excluded. Some structures in the expected exclusion contour are observed in this region and were traced back to the fixed R_{ISR} -binning adopted in SRC. Since the binning of R_{ISR} is fixed and does not depend on the signal considered, for some signals the peak is located at the boundary between two bins and therefore leads to a global lower signal over background ratio across all SRC bins. Finally, limits are set by the SRD fit in the case where $m_{\tilde{t}} - m_{\tilde{\chi}_1^0} < m_W + m_b$ (with $\Delta m(\tilde{t}, \tilde{\chi}_1^0) \geq 5$ GeV), for which top squark masses in the range 300–660 GeV are excluded. The sharp structure in the middle of Figure 13 (b) is an artifact of stitching together the exclusion contours

of SRC and SRD. Signals with $\Delta m(\tilde{t}, \tilde{\chi}_1^0) = 5$ GeV, which is the smallest $\Delta m(\tilde{t}, \tilde{\chi}_1^0)$ value considered, are excluded for $m_{\tilde{t}} < 490$ GeV. This is the first time that an ATLAS all-hadronic search reaches exclusion sensitivity in the four-body region. This is due to the newly introduced and dedicated SRD, which takes advantage of track-jet b -tagging to discriminate between signal and background. The exclusion limits shown in Figure 13 are derived for unpolarised top squarks.⁶ The exclusion limit stays within ± 25 GeV of top squark mass when varying the top squark polarisation, which is within the $\sigma_{\text{theory}}^{\text{SUSY}}$ uncertainty band; hadronic final states are less sensitive to polarisation effects than final states with one or more leptons.

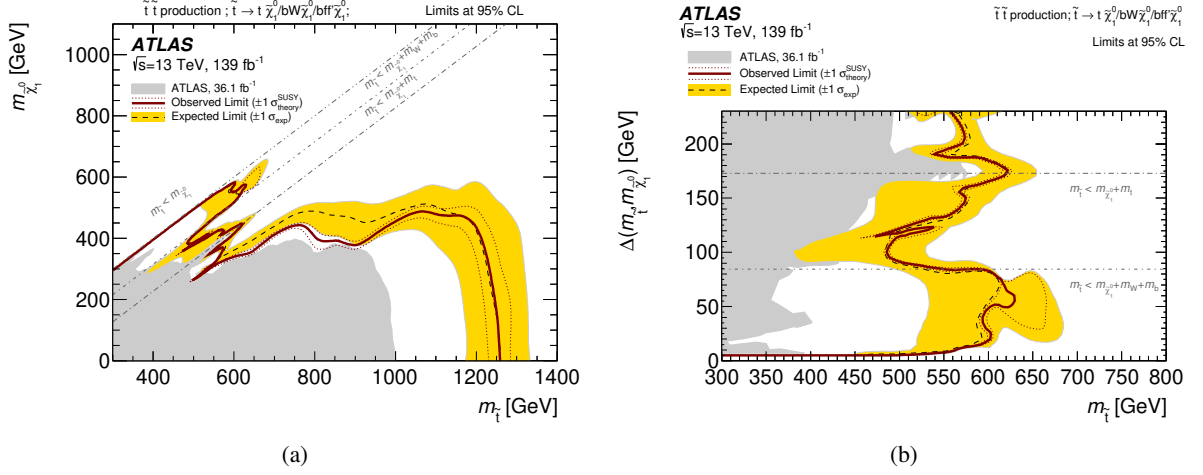


Figure 13: Observed (red solid line) and expected (black dashed line) exclusion contours at 95% CL as a function of the (a) $\tilde{\chi}_1^0$ vs \tilde{t} masses and (b) $\Delta m(\tilde{t}, \tilde{\chi}_1^0)$ vs \tilde{t} mass. Masses that are within the contours are excluded. Uncertainty bands corresponding to the $\pm 1\sigma$ variation of the expected limit (yellow band) and the sensitivity of the observed limit to $\pm 1\sigma$ variations of the signal total cross section (red dotted lines) are also indicated. Observed limits from previous ATLAS searches [22–25, 27, 28] based on 36.1 fb⁻¹ of pp collision data are provided for comparison in grey.

The SRA–B exclusion fit was repeated considering the analysis sensitivity to the production of up-type, third-generation scalar leptoquarks. The results are shown in Figure 14(a) as a function of the leptoquark branching ratio to charged leptons, $\mathcal{B}(\text{LQ}_3^u \rightarrow b\tau)$ in this scenario, vs the leptoquark mass. For $\mathcal{B}(\text{LQ}_3^u \rightarrow b\tau) = 0$, where the leptoquarks decay into $t\nu$ 100% of the time, leptoquarks are excluded up to a mass of 1240 GeV as shown in Figure 14(b). The difference in exclusion reach at $\mathcal{B}(\text{LQ}_3^u \rightarrow b\tau) = 0$ between the leptoquark and top squark interpretations comes from the fact that top squark samples were produced at LO in QCD while the leptoquark samples were produced at NLO, which changes the kinematics slightly. This difference, however, is covered by the signal acceptance uncertainty (12% in SRA–B).

⁶ The polarisation of the top squarks refers to the fraction of right-handed vs left-handed components in the \tilde{t}_1 mass eigenstate.

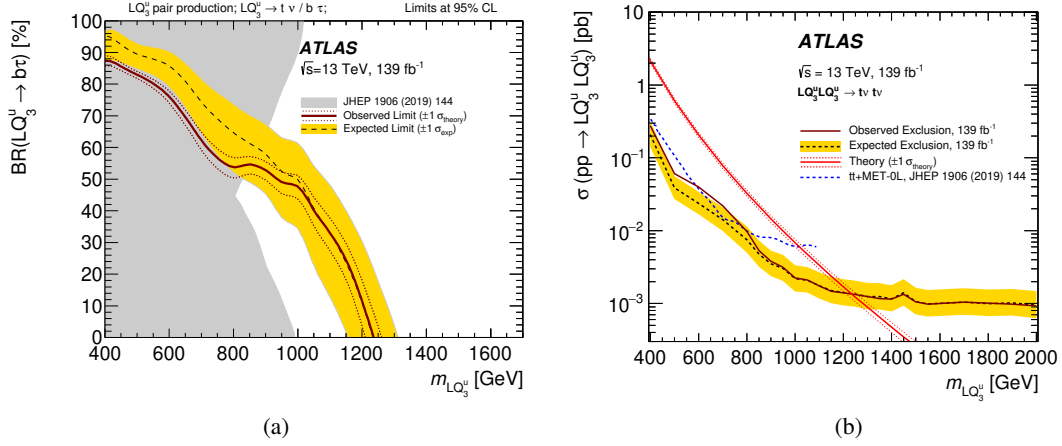


Figure 14: Observed (red solid line) and expected (black dashed line) limits on up-type, third-generation leptoquarks. (a) Limits as a function of the branching ratio of leptoquarks decaying into $b\tau$ (with the only other decay allowed being into $t\nu$) vs leptoquark mass. (b) Limits on the production cross section at 95% CL as a function of leptoquark mass assuming that all leptoquarks decay into $t\nu$. Uncertainty bands corresponding to the $\pm 1\sigma$ variation of the expected limit (yellow band) and the sensitivity of the observed limit are also indicated. Observed limits from previous searches with the ATLAS detector at $\sqrt{s} = 13 \text{ TeV}$ [44] are overlaid (a) in grey and (b) as a blue dashed line.

9 Conclusions

Results from a search for a scalar partner of the top quark based on an integrated luminosity of 139 fb^{-1} of $\sqrt{s} = 13 \text{ TeV}$ proton–proton collision data recorded by the ATLAS experiment at the LHC from 2015 to 2018 are presented. Final states with high- p_T jets, large missing transverse momentum, and no electrons or muons are selected. The sensitivity of the search is enhanced by the analysis of the full LHC Run 2 dataset, improvements achieved in the detector performance by the end of the LHC Run 2, and new analysis techniques such as the use of b -tagged track-jets, which extend sensitivity to all-hadronic four-body decays.

Direct top squark pair production is considered, assuming both top squarks decay via $\tilde{t} \rightarrow t^{(*)}\tilde{\chi}_1^0$, and considering a large range of mass differences between the top squark and the neutralino. In particular, fully hadronic final states are used for the first time in an ATLAS analysis to set limits on the scenario where both the top quarks and W bosons originating from their decays are off-shell, $\Delta m(\tilde{t}, \tilde{\chi}_1^0) < m_W + m_b$, due to improvements in the identification efficiency of low-transverse-momentum b -hadrons. The results are also reinterpreted in the context of third-generation, up-type scalar leptoquark pair production, restricted to the scenario where the leptoquarks decay into $t\nu$ or $b\tau$ final states.

No significant excess above the expected SM background is observed. Exclusion limits at 95% confidence level are derived as a function of $m_{\tilde{t}}$ and $m_{\tilde{\chi}_1^0}$, resulting in the exclusion of top squark masses that extend up to 1.25 TeV for $\tilde{\chi}_1^0$ masses below 200 GeV. In the case where $m_{\tilde{t}} \sim m_t + m_{\tilde{\chi}_1^0}$, top squark masses in the range 300–630 GeV are excluded, while in the scenario where $m_{\tilde{t}} < m_W + m_b + m_{\tilde{\chi}_1^0}$ (with $\Delta m(\tilde{t}, \tilde{\chi}_1^0) \geq 5 \text{ GeV}$), top squark masses in the range 300–660 GeV are excluded. Exclusion limits for up-type, third-generation scalar leptoquarks are extended to masses below 1240 GeV, assuming the leptoquarks can decay only via

tν. Model-independent limits and *p*-values for each signal region are also reported, with 0.04 fb as the lowest upper bound on the visible cross section of new physics phenomena.

10 Acknowledgements

We thank CERN for the very successful operation of the LHC, as well as the support staff from our institutions without whom ATLAS could not be operated efficiently.

We acknowledge the support of ANPCyT, Argentina; YerPhI, Armenia; ARC, Australia; BMWFW and FWF, Austria; ANAS, Azerbaijan; SSTC, Belarus; CNPq and FAPESP, Brazil; NSERC, NRC and CFI, Canada; CERN; CONICYT, Chile; CAS, MOST and NSFC, China; COLCIENCIAS, Colombia; MSMT CR, MPO CR and VSC CR, Czech Republic; DNRF and DNSRC, Denmark; IN2P3-CNRS and CEA-DRF/IRFU, France; SRNSFG, Georgia; BMBF, HGF and MPG, Germany; GSRT, Greece; RGC and Hong Kong SAR, China; ISF and Benozio Center, Israel; INFN, Italy; MEXT and JSPS, Japan; CNRST, Morocco; NWO, Netherlands; RCN, Norway; MNiSW and NCN, Poland; FCT, Portugal; MNE/IFA, Romania; MES of Russia and NRC KI, Russia Federation; JINR; MESTD, Serbia; MSSR, Slovakia; ARRS and MIZŠ, Slovenia; DST/NRF, South Africa; MINECO, Spain; SRC and Wallenberg Foundation, Sweden; SERI, SNSF and Cantons of Bern and Geneva, Switzerland; MOST, Taiwan; TAEK, Turkey; STFC, United Kingdom; DOE and NSF, United States of America. In addition, individual groups and members have received support from BCKDF, CANARIE, Compute Canada and CRC, Canada; ERC, ERDF, Horizon 2020, Marie Skłodowska-Curie Actions and COST, European Union; Investissements d’Avenir Labex, Investissements d’Avenir Idex and ANR, France; DFG and AvH Foundation, Germany; Herakleitos, Thales and Aristeia programmes co-financed by EU-ESF and the Greek NSRF, Greece; BSF-NSF and GIF, Israel; CERCA Programme Generalitat de Catalunya and PROMETEO Programme Generalitat Valenciana, Spain; Göran Gustafssons Stiftelse, Sweden; The Royal Society and Leverhulme Trust, United Kingdom.

The crucial computing support from all WLCG partners is acknowledged gratefully, in particular from CERN, the ATLAS Tier-1 facilities at TRIUMF (Canada), NDGF (Denmark, Norway, Sweden), CC-IN2P3 (France), KIT/GridKA (Germany), INFN-CNAF (Italy), NL-T1 (Netherlands), PIC (Spain), ASGC (Taiwan), RAL (UK) and BNL (USA), the Tier-2 facilities worldwide and large non-WLCG resource providers. Major contributors of computing resources are listed in Ref. [137].

References

- [1] Yu. A. Golfand and E. P. Likhtman, *Extension of the Algebra of Poincare Group Generators and Violation of P Invariance*, JETP Lett. **13** (1971) 323, [Pisma Zh. Eksp. Teor. Fiz. **13** (1971) 452].
- [2] D. V. Volkov and V. P. Akulov, *Is the neutrino a Goldstone particle?*, Phys. Lett. B **46** (1973) 109.
- [3] J. Wess and B. Zumino, *Supergauge transformations in four dimensions*, Nucl. Phys. B **70** (1974) 39.
- [4] J. Wess and B. Zumino, *Supergauge invariant extension of quantum electrodynamics*, Nucl. Phys. B **78** (1974) 1.
- [5] S. Ferrara and B. Zumino, *Supergauge invariant Yang-Mills theories*, Nucl. Phys. B **79** (1974) 413.
- [6] A. Salam and J. Strathdee, *Super-symmetry and non-Abelian gauges*, Phys. Lett. B **51** (1974) 353.

- [7] S. Dimopoulos and H. Georgi, *Softly broken supersymmetry and SU(5)*, *Nucl. Phys. B* **193** (1981) 150.
- [8] N. Sakai, *Naturalness in supersymmetric GUTS*, *Z. Phys. C* **11** (1981) 153.
- [9] S. Dimopoulos, S. Raby and F. Wilczek, *Supersymmetry and the scale of unification*, *Phys. Rev. D* **24** (1981) 1681.
- [10] L. E. Ibáñez and G. G. Ross, *Low-energy predictions in supersymmetric grand unified theories*, *Phys. Lett. B* **105** (1981) 439.
- [11] K. Inoue, A. Kakuto, H. Komatsu and S. Takeshita, *Aspects of Grand Unified Models with Softly Broken Supersymmetry*, *Prog. Theor. Phys.* **68** (1982) 927, Erratum: *Prog. Theor. Phys.* **70** (1983) 330.
- [12] J. R. Ellis and S. Rudaz, *Search for supersymmetry in toponium decays*, *Phys. Lett. B* **128** (1983) 248.
- [13] R. Barbieri and G. F. Giudice, *Upper bounds on supersymmetric particle masses*, *Nucl. Phys. B* **306** (1988) 63.
- [14] B. de Carlos and J. A. Casas, *One-loop analysis of the electroweak breaking in supersymmetric models and the fine-tuning problem*, *Phys. Lett. B* **309** (1993) 320, arXiv: [hep-ph/9303291](#).
- [15] G. R. Farrar and P. Fayet, *Phenomenology of the production, decay, and detection of new hadronic states associated with supersymmetry*, *Phys. Lett. B* **76** (1978) 575.
- [16] H. Goldberg, *Constraint on the Photino Mass from Cosmology*, *Phys. Rev. Lett.* **50** (1983) 1419, Erratum: *Erratum: Constraint on the Photino Mass from Cosmology*, *Phys. Rev. Lett.* **103** (2009) 099905.
- [17] J. Ellis, J. S. Hagelin, D. V. Nanopoulos, K. Olive and M. Srednicki, *Supersymmetric relics from the big bang*, *Nucl. Phys. B* **238** (1984) 453.
- [18] W. Beenakker, M. Kramer, T. Plehn, M. Spira and P. M. Zerwas, *Stop production at hadron colliders*, *Nucl. Phys. B* **515** (1998) 3, arXiv: [hep-ph/9710451](#).
- [19] W. Beenakker et al., *Supersymmetric top and bottom squark production at hadron colliders*, *JHEP* **08** (2010) 098, arXiv: [1006.4771 \[hep-ph\]](#).
- [20] W. Beenakker et al., *Squark and gluino hadroproduction*, *Int. J. Mod. Phys. A* **26** (2011) 2637, arXiv: [1105.1110 \[hep-ph\]](#).
- [21] C. Borschensky et al., *Squark and gluino production cross sections in pp collisions at $\sqrt{s} = 13, 14, 33$ and 100 TeV*, *Eur. Phys. J. C* **74** (2014) 3174, arXiv: [1407.5066 \[hep-ph\]](#).
- [22] ATLAS Collaboration, *ATLAS Run 1 searches for direct pair production of third-generation squarks at the Large Hadron Collider*, *Eur. Phys. J. C* **75** (2015) 510, arXiv: [1506.08616 \[hep-ex\]](#).
- [23] ATLAS Collaboration, *Search for a scalar partner of the top quark in the jets plus missing transverse momentum final state at $\sqrt{s} = 13$ TeV with the ATLAS detector*, *JHEP* **12** (2017) 085, arXiv: [1709.04183 \[hep-ex\]](#).
- [24] ATLAS Collaboration, *Search for top-squark pair production in final states with one lepton, jets, and missing transverse momentum using 36fb^{-1} of $\sqrt{s} = 13$ TeV pp collision data with the ATLAS detector*, *JHEP* **06** (2018) 108, arXiv: [1711.11520 \[hep-ex\]](#).
- [25] ATLAS Collaboration, *Search for direct top squark pair production in final states with two leptons in $\sqrt{s} = 13$ TeV pp collisions with the ATLAS detector*, *Eur. Phys. J. C* **77** (2017) 898, arXiv: [1708.03247 \[hep-ex\]](#).

- [26] ATLAS Collaboration, *Search for supersymmetry in final states with charm jets and missing transverse momentum in 13 TeV pp collisions with the ATLAS detector*, *JHEP* **09** (2018) 050, arXiv: [1805.01649 \[hep-ex\]](#).
- [27] ATLAS Collaboration, *Search for dark matter and other new phenomena in events with an energetic jet and large missing transverse momentum using the ATLAS detector*, *JHEP* **01** (2018) 126, arXiv: [1711.03301 \[hep-ex\]](#).
- [28] ATLAS Collaboration, *Measurements of top-quark pair spin correlations in the $e\mu$ channel at $\sqrt{s} = 13$ TeV using pp collisions in the ATLAS detector*, (2019), arXiv: [1903.07570 \[hep-ex\]](#).
- [29] CMS Collaboration, *Inclusive search for supersymmetry using razor variables in pp collisions at $\sqrt{s} = 13$ TeV*, *Phys. Rev. D* **95** (2017) 012003, arXiv: [1609.07658 \[hep-ex\]](#).
- [30] CMS Collaboration, *A search for new phenomena in pp collisions at $\sqrt{s} = 13$ TeV in final states with missing transverse momentum and at least one jet using the α_T variable*, *Eur. Phys. J. C* **77** (2017) 294, arXiv: [1611.00338 \[hep-ex\]](#).
- [31] CMS Collaboration, *Searches for pair production of third-generation squarks in $\sqrt{s} = 13$ TeV pp collisions*, *Eur. Phys. J. C* **77** (2017) 327, arXiv: [1612.03877 \[hep-ex\]](#).
- [32] CMS Collaboration, *Search for direct production of supersymmetric partners of the top quark in the all-jets final state in proton–proton collisions at $\sqrt{s} = 13$ TeV*, *JHEP* **10** (2017) 005, arXiv: [1707.03316 \[hep-ex\]](#).
- [33] CMS Collaboration, *Search for top squark pair production in pp collisions at $\sqrt{s} = 13$ TeV using single lepton events*, *JHEP* **10** (2017) 019, arXiv: [1706.04402 \[hep-ex\]](#).
- [34] CMS Collaboration, *Search for top squarks and dark matter particles in opposite-charge dilepton final states at $\sqrt{s} = 13$ TeV*, *Phys. Rev. D* **97** (2018) 032009, arXiv: [1711.00752 \[hep-ex\]](#).
- [35] CMS Collaboration, *Searches for physics beyond the standard model with the M_{T2} variable in hadronic final states with and without disappearing tracks in proton–proton collisions at $\sqrt{s} = 13$ TeV*, *Eur. Phys. J. C* **80** (2020) 3, arXiv: [1909.03460 \[hep-ex\]](#).
- [36] CMS Collaboration, *Search for supersymmetry in proton–proton collisions at 13 TeV in final states with jets and missing transverse momentum*, *JHEP* **10** (2019) 244, arXiv: [1908.04722 \[hep-ex\]](#).
- [37] A. M. Sirunyan et al., *Search for direct top squark pair production in events with one lepton, jets, and missing transverse momentum at 13 TeV with the CMS experiment*, *JHEP* **05** (2020) 032, arXiv: [1912.08887 \[hep-ex\]](#).
- [38] ATLAS Collaboration, *Object-based missing transverse momentum significance in the ATLAS detector*, ATLAS-CONF-2018-038, 2018, URL: <https://cds.cern.ch/record/2630948>.
- [39] ATLAS Collaboration, *ATLAS b-jet identification performance and efficiency measurement with $t\bar{t}$ events in pp collisions at $\sqrt{s} = 13$ TeV*, *Eur. Phys. J. C* **79** (2019) 970, arXiv: [1907.05120 \[hep-ex\]](#).
- [40] J. Alwall, M.-P. Le, M. Lisanti and J. G. Wacker, *Searching for directly decaying gluinos at the Tevatron*, *Phys. Lett. B* **666** (2008) 34, arXiv: [0803.0019 \[hep-ph\]](#).
- [41] J. Alwall, P. Schuster and N. Toro, *Simplified models for a first characterization of new physics at the LHC*, *Phys. Rev. D* **79** (2009) 075020, arXiv: [0810.3921 \[hep-ph\]](#).
- [42] D. Alves et al., *Simplified models for LHC new physics searches*, *J. Phys. G* **39** (2012) 105005, arXiv: [1105.2838 \[hep-ph\]](#).

- [43] ATLAS Collaboration, *Constraints on mediator-based dark matter and scalar dark energy models using $\sqrt{s} = 13$ TeV pp collision data collected by the ATLAS detector*, *JHEP* **05** (2019) 142, arXiv: [1903.01400 \[hep-ex\]](#).
- [44] ATLAS Collaboration, *Searches for third-generation scalar leptoquarks in $\sqrt{s} = 13$ TeV pp collisions with the ATLAS detector*, *JHEP* **06** (2019) 144, arXiv: [1902.08103 \[hep-ex\]](#).
- [45] P. J. Fox and E. Poppitz, *Leptophilic dark matter*, *Phys. Rev. D* **79** (2009) 083528, arXiv: [0811.0399 \[hep-ph\]](#).
- [46] S. Cassel, D. M. Ghilencea and G. G. Ross, *Electroweak and dark matter constraints on a Z' in models with a hidden valley*, *Nucl. Phys. B* **827** (2010) 256, arXiv: [0903.1118 \[hep-ph\]](#).
- [47] Y. Bai, P. J. Fox and R. Harnik, *The Tevatron at the frontier of dark matter direct detection*, *JHEP* **12** (2010) 048, arXiv: [1005.3797 \[hep-ph\]](#).
- [48] J. Abdallah et al., *Simplified models for dark matter searches at the LHC*, *Phys. Dark Univ.* **9-10** (2015) 8, arXiv: [1506.03116 \[hep-ph\]](#).
- [49] D. Abercrombie et al., *Dark Matter benchmark models for early LHC Run-2 Searches: Report of the ATLAS/CMS Dark Matter Forum*, *Phys. Dark Univ.* **26** (2019) 100371, arXiv: [1507.00966 \[hep-ex\]](#).
- [50] T. Abe et al., *LHC Dark Matter Working Group: Next-generation spin-0 dark matter models*, (2018), arXiv: [1810.09420 \[hep-ex\]](#).
- [51] P. Brax, C. Burrage, C. Englert and M. Spannowsky, *LHC signatures of scalar dark energy*, *Phys. Rev. D* **94** (2016) 084054, arXiv: [1604.04299 \[hep-ph\]](#).
- [52] S. Dimopoulos and L. Susskind, *Mass Without Scalars*, *Nucl. Phys. B* **155** (1979) 237.
- [53] S. Dimopoulos, *Technicolored Signatures*, *Nucl. Phys. B* **168** (1980) 69.
- [54] E. Eichten and K. Lane, *Dynamical breaking of weak interaction symmetries*, *Phys. Lett. B* **90** (1980) 125.
- [55] V. D. Angelopoulos et al., *Search for new quarks suggested by the superstring*, *Nucl. Phys. B* **292** (1987) 59.
- [56] W. Buchmüller and D. Wyler, *Constraints on $SU(5)$ -type leptoquarks*, *Phys. Lett. B* **177** (1986) 377.
- [57] J. C. Pati and A. Salam, *Lepton number as the fourth “colour”*, *Phys. Rev. D* **10** (1974) 275.
- [58] H. Georgi and S. L. Glashow, *Unity of All Elementary-Particle Forces*, *Phys. Rev. Lett.* **32** (1974) 438.
- [59] W. Buchmüller, R. Rückl and D. Wyler, *Leptoquarks in lepton - quark collisions*, *Phys. Lett. B* **191** (1987) 442, Erratum: *Phys. Lett. B* **448** (1999) 320.
- [60] CMS Collaboration, *Constraints on models of scalar and vector leptoquarks decaying to a quark and a neutrino at $\sqrt{s} = 13$ TeV*, *Phys. Rev. D* **98** (2018) 032005, arXiv: [1805.10228 \[hep-ex\]](#).
- [61] ATLAS Collaboration, *The ATLAS Experiment at the CERN Large Hadron Collider*, *JINST* **3** (2008) S08003.
- [62] ATLAS Collaboration, *ATLAS Insertable B-Layer Technical Design Report*, ATLAS-TDR-19, 2010, URL: <https://cds.cern.ch/record/1291633>, Addendum: ATLAS-TDR-19-ADD-1, 2012, URL: <https://cds.cern.ch/record/1451888>.
- [63] B. Abbott et al., *Production and integration of the ATLAS Insertable B-Layer*, *JINST* **13** (2018) T05008, arXiv: [1803.00844 \[physics.ins-det\]](#).

- [64] ATLAS Collaboration, *Luminosity determination in pp collisions at $\sqrt{s} = 13$ TeV using the ATLAS detector at the LHC*, ATLAS-CONF-2019-021, 2019, URL: <https://cds.cern.ch/record/2677054>.
- [65] G. Avoni et al., *The new LUCID-2 detector for luminosity measurement and monitoring in ATLAS*, JINST **13** (2018) P07017.
- [66] ATLAS Collaboration, *Performance of the ATLAS trigger system in 2015*, Eur. Phys. J. C **77** (2017) 317, arXiv: [1611.09661](https://arxiv.org/abs/1611.09661) [hep-ex].
- [67] ATLAS Collaboration, *2015 start-up trigger menu and initial performance assessment of the ATLAS trigger using Run-2 data*, ATL-DAQ-PUB-2016-001, 2016, URL: <https://cds.cern.ch/record/2136007>.
- [68] J. Alwall et al., *The automated computation of tree-level and next-to-leading order differential cross sections, and their matching to parton shower simulations*, JHEP **07** (2014) 079, arXiv: [1405.0301](https://arxiv.org/abs/1405.0301) [hep-ph].
- [69] T. Sjöstrand et al., *An introduction to PYTHIA 8.2*, Comput. Phys. Commun. **191** (2015) 159, arXiv: [1410.3012](https://arxiv.org/abs/1410.3012) [hep-ph].
- [70] D. J. Lange, *The EvtGen particle decay simulation package*, Nucl. Instrum. Meth. A **462** (2001) 152.
- [71] R. D. Ball et al., *Parton distributions with LHC data*, Nucl. Phys. B **867** (2013) 244, arXiv: [1207.1303](https://arxiv.org/abs/1207.1303) [hep-ph].
- [72] R. D. Ball et al., *Parton distributions for the LHC run II*, JHEP **04** (2015) 040, arXiv: [1410.8849](https://arxiv.org/abs/1410.8849) [hep-ph].
- [73] ATLAS Collaboration, *ATLAS Pythia 8 tunes to 7 TeV data*, ATL-PHYS-PUB-2014-021, 2014, URL: <https://cds.cern.ch/record/1966419>.
- [74] L. Lönnblad and S. Prestel, *Merging multi-leg NLO matrix elements with parton showers*, JHEP **03** (2013) 166, arXiv: [1211.7278](https://arxiv.org/abs/1211.7278) [hep-ph].
- [75] W. Beenakker, C. Borschensky, M. Krämer, A. Kulesza and E. Laenen, *NNLL-fast: predictions for coloured supersymmetric particle production at the LHC with threshold and Coulomb resummation*, JHEP **12** (2016) 133, arXiv: [1607.07741](https://arxiv.org/abs/1607.07741) [hep-ph].
- [76] W. Beenakker et al., *NNLL resummation for stop pair-production at the LHC*, JHEP **05** (2016) 153, arXiv: [1601.02954](https://arxiv.org/abs/1601.02954) [hep-ph].
- [77] M. Carena, S. Heinemeyer, C. E. M. Wagner and G. Weiglein, *Suggestions for benchmark scenarios for MSSM Higgs boson searches at hadron colliders*, Eur. Phys. J. C **26** (2003) 601, arXiv: [hep-ph/0202167](https://arxiv.org/abs/hep-ph/0202167).
- [78] T. Gleisberg et al., *Event generation with SHERPA 1.1*, JHEP **02** (2009) 007, arXiv: [0811.4622](https://arxiv.org/abs/0811.4622) [hep-ph].
- [79] S. Catani, L. Cieri, G. Ferrera, D. de Florian and M. Grazzini, *Vector Boson Production at Hadron Colliders: A Fully Exclusive QCD Calculation at Next-to-Next-to-Leading Order*, Phys. Rev. Lett. **103** (2009) 082001, arXiv: [0903.2120](https://arxiv.org/abs/0903.2120) [hep-ph].
- [80] S. Alioli, P. Nason, C. Oleari and E. Re, *A general framework for implementing NLO calculations in shower Monte Carlo programs: the POWHEG BOX*, JHEP **06** (2010) 043, arXiv: [1002.2581](https://arxiv.org/abs/1002.2581) [hep-ph].
- [81] M. Czakon, P. Fiedler and A. Mitov, *Total Top-Quark Pair-Production Cross Section at Hadron Colliders Through $O(\alpha_S^4)$* , Phys. Rev. Lett. **110** (2013) 252004, arXiv: [1303.6254](https://arxiv.org/abs/1303.6254) [hep-ph].

- [82] M. Czakon and A. Mitov, *NNLO corrections to top pair production at hadron colliders: the quark-gluon reaction*, *JHEP* **01** (2013) 080, arXiv: [1210.6832 \[hep-ph\]](#).
- [83] M. Czakon and A. Mitov, *NNLO corrections to top-pair production at hadron colliders: the all-fermionic scattering channels*, *JHEP* **12** (2012) 054, arXiv: [1207.0236 \[hep-ph\]](#).
- [84] P. Bärnreuther, M. Czakon and A. Mitov, *Percent-Level-Precision Physics at the Tevatron: Next-to-Next-to-Leading Order QCD Corrections to $q\bar{q} \rightarrow t\bar{t} + X$* , *Phys. Rev. Lett.* **109** (2012) 132001, arXiv: [1204.5201 \[hep-ph\]](#).
- [85] M. Cacciari, M. Czakon, M. Mangano, A. Mitov and P. Nason, *Top-pair production at hadron colliders with next-to-next-to-leading logarithmic soft-gluon resummation*, *Phys. Lett. B* **710** (2012) 612, arXiv: [1111.5869 \[hep-ph\]](#).
- [86] M. Czakon and A. Mitov, *Top++: A program for the calculation of the top-pair cross-section at hadron colliders*, *Comput. Phys. Commun.* **185** (2014) 2930, arXiv: [1112.5675 \[hep-ph\]](#).
- [87] N. Kidonakis, *Next-to-next-to-leading-order collinear and soft gluon corrections for t-channel single top quark production*, *Phys. Rev. D* **83** (2011) 091503, arXiv: [1103.2792 \[hep-ph\]](#).
- [88] N. Kidonakis, *Two-loop soft anomalous dimensions for single top quark associated production with a W^- or H^-* , *Phys. Rev. D* **82** (2010) 054018, arXiv: [1005.4451 \[hep-ph\]](#).
- [89] N. Kidonakis, *Next-to-next-to-leading logarithm resummation for s-channel single top quark production*, *Phys. Rev. D* **81** (2010) 054028, arXiv: [1001.5034 \[hep-ph\]](#).
- [90] W. Beenakker et al., *NLO QCD corrections to $t\bar{t}H$ production in hadron collisions*, *Nucl. Phys. B* **653** (2003) 151, arXiv: [hep-ph/0211352](#).
- [91] S. Dawson, C. Jackson, L. H. Orr, L. Reina and D. Wackerroth, *Associated Higgs boson production with top quarks at the CERN Large Hadron Collider: NLO QCD corrections*, *Phys. Rev. D* **68** (2003) 034022, arXiv: [hep-ph/0305087](#).
- [92] Y. Zhang, W.-G. Ma, R.-Y. Zhang, C. Chen and L. Guo, *QCD NLO and EW NLO corrections to $t\bar{t}H$ production with top quark decays at hadron collider*, *Phys. Lett. B* **738** (2014) 1, arXiv: [1407.1110 \[hep-ph\]](#).
- [93] S. Frixione, V. Hirschi, D. Pagani, H.-S. Shao and M. Zaro, *Electroweak and QCD corrections to top-pair hadroproduction in association with heavy bosons*, *JHEP* **06** (2015) 184, arXiv: [1504.03446 \[hep-ph\]](#).
- [94] ATLAS Collaboration, *The ATLAS Simulation Infrastructure*, *Eur. Phys. J. C* **70** (2010) 823, arXiv: [1005.4568 \[physics.ins-det\]](#).
- [95] S. Agostinelli et al., *GEANT4—a simulation toolkit*, *Nucl. Instrum. Meth. A* **506** (2003) 250.
- [96] ATLAS Collaboration, *The simulation principle and performance of the ATLAS fast calorimeter simulation FastCaloSim*, ATL-PHYS-PUB-2010-013, 2010, URL: <https://cds.cern.ch/record/1300517>.
- [97] ATLAS Collaboration, *The Pythia 8 A3 tune description of ATLAS minimum bias and inelastic measurements incorporating the Donnachie–Landshoff diffractive model*, ATL-PHYS-PUB-2016-017, 2016, URL: <https://cds.cern.ch/record/2206965>.
- [98] ATLAS Collaboration, *Reconstruction of primary vertices at the ATLAS experiment in Run 1 proton–proton collisions at the LHC*, *Eur. Phys. J. C* **77** (2017) 332, arXiv: [1611.10235 \[hep-ex\]](#).
- [99] ATLAS Collaboration, *Vertex Reconstruction Performance of the ATLAS Detector at $\sqrt{s} = 13$ TeV*, ATL-PHYS-PUB-2015-026, 2015, URL: <https://cds.cern.ch/record/2037717>.

- [100] ATLAS Collaboration, *Performance of the ATLAS track reconstruction algorithms in dense environments in LHC Run 2*, *Eur. Phys. J. C* **77** (2017) 673, arXiv: [1704.07983 \[hep-ex\]](#).
- [101] ATLAS Collaboration, *Topological cell clustering in the ATLAS calorimeters and its performance in LHC Run 1*, *Eur. Phys. J. C* **77** (2017) 490, arXiv: [1603.02934 \[hep-ex\]](#).
- [102] M. Cacciari, G. P. Salam and G. Soyez, *The anti- k_t jet clustering algorithm*, *JHEP* **04** (2008) 063, arXiv: [0802.1189 \[hep-ph\]](#).
- [103] M. Cacciari, G. P. Salam and G. Soyez, *FastJet user manual*, *Eur. Phys. J. C* **72** (2012) 1896, arXiv: [1111.6097 \[hep-ph\]](#).
- [104] ATLAS Collaboration, *Jet energy scale measurements and their systematic uncertainties in proton–proton collisions at $\sqrt{s} = 13$ TeV with the ATLAS detector*, *Phys. Rev. D* **96** (2017) 072002, arXiv: [1703.09665 \[hep-ex\]](#).
- [105] ATLAS Collaboration, *Selection of jets produced in 13 TeV proton–proton collisions with the ATLAS detector*, ATLAS-CONF-2015-029, 2015, URL: <https://cds.cern.ch/record/2037702>.
- [106] ATLAS Collaboration, *Performance of pile-up mitigation techniques for jets in pp collisions at $\sqrt{s} = 8$ TeV using the ATLAS detector*, *Eur. Phys. J. C* **76** (2016) 581, arXiv: [1510.03823 \[hep-ex\]](#).
- [107] ATLAS Collaboration, *Tagging and suppression of pileup jets with the ATLAS detector*, ATLAS-CONF-2014-018, 2014, URL: <https://cds.cern.ch/record/1700870>.
- [108] ATLAS Collaboration, *Soft b-hadron tagging for compressed SUSY scenarios*, ATLAS-CONF-2019-027, 2019, URL: <https://cds.cern.ch/record/2682131>.
- [109] ATLAS Collaboration, *Electron reconstruction and identification in the ATLAS experiment using the 2015 and 2016 LHC proton–proton collision data at $\sqrt{s} = 13$ TeV*, *Eur. Phys. J. C* **79** (2019) 639, arXiv: [1902.04655 \[hep-ex\]](#).
- [110] ATLAS Collaboration, *Electron and photon energy calibration with the ATLAS detector using 2015–2016 LHC proton–proton collision data*, *JINST* **14** (2019) P03017, arXiv: [1812.03848 \[hep-ex\]](#).
- [111] ATLAS Collaboration, *Muon reconstruction performance of the ATLAS detector in proton–proton collision data at $\sqrt{s} = 13$ TeV*, *Eur. Phys. J. C* **76** (2016) 292, arXiv: [1603.05598 \[hep-ex\]](#).
- [112] ATLAS Collaboration, *Electron and photon performance measurements with the ATLAS detector using the 2015-2017 LHC proton–proton collision data*, *JINST* **14** (2019) P12006, arXiv: [1908.00005 \[hep-ex\]](#).
- [113] ATLAS Collaboration, *Performance of missing transverse momentum reconstruction with the ATLAS detector using proton–proton collisions at $\sqrt{s} = 13$ TeV*, *Eur. Phys. J. C* **78** (2018) 903, arXiv: [1802.08168 \[hep-ex\]](#).
- [114] ATLAS Collaboration, *E_T^{miss} performance in the ATLAS detector using 2015–2016 LHC pp collisions*, ATLAS-CONF-2018-023, 2018, URL: <https://cds.cern.ch/record/2625233>.
- [115] C. G. Lester and D. J. Summers, *Measuring masses of semi-invisibly decaying particle pairs produced at hadron colliders*, *Phys. Lett. B* **463** (1999) 99, arXiv: [hep-ph/9906349](#).
- [116] A. Barr, C. Lester and P. Stephens, *A variable for measuring masses at hadron colliders when missing energy is expected; m_{T2} : the truth behind the glamour*, *J. Phys. G* **29** (2003) 2343, arXiv: [hep-ph/0304226](#).

- [117] P. Jackson, C. Rogan and M. Santoni, *Sparticles in motion: Analyzing compressed SUSY scenarios with a new method of event reconstruction*, *Phys. Rev. D* **95** (2017) 035031, arXiv: [1607.08307 \[hep-ph\]](#).
- [118] H. An and L.-T. Wang, *Opening Up the Compressed Region of Top Squark Searches at 13 TeV LHC*, *Phys. Rev. Lett.* **115** (2015) 181602, arXiv: [1506.00653 \[hep-ph\]](#).
- [119] S. Macaluso, M. Park, D. Shih and B. Tweedie, *Revealing compressed stops using high-momentum recoils*, *JHEP* **03** (2016) 151, arXiv: [1506.07885 \[hep-ph\]](#).
- [120] M. Baak et al., *HistFitter software framework for statistical data analysis*, *Eur. Phys. J. C* **75** (2015) 153, arXiv: [1410.1280 \[hep-ex\]](#).
- [121] ATLAS Collaboration, *Search for squarks and gluinos with the ATLAS detector in final states with jets and missing transverse momentum using 4.7 fb^{-1} of $\sqrt{s} = 7\text{ TeV}$ proton-proton collision data*, *Phys. Rev. D* **87** (2013) 012008, arXiv: [1208.0949 \[hep-ex\]](#).
- [122] G. Choudalakis and D. Casadei, *Plotting the differences between data and expectation*, *Eur. Phys. J. Plus* **127** (2012) 25, arXiv: [1111.2062 \[physics.data-an\]](#).
- [123] ATLAS Collaboration, *Calibration of light-flavour b -jet mistagging rates using ATLAS proton-proton collision data at $\sqrt{s} = 13\text{ TeV}$* , ATLAS-CONF-2018-006, 2018, URL: <https://cds.cern.ch/record/2314418>.
- [124] ATLAS Collaboration, *Measurement of b -tagging efficiency of c -jets in $t\bar{t}$ events using a likelihood approach with the ATLAS detector*, ATLAS-CONF-2018-001, 2018, URL: <https://cds.cern.ch/record/2306649>.
- [125] ATLAS Collaboration, *Studies on top-quark Monte Carlo modelling for Top2016*, ATL-PHYS-PUB-2016-020, 2016, URL: <https://cds.cern.ch/record/2216168>.
- [126] S. Frixione, E. Laenen, P. Motylinski, C. White and B. R. Webber, *Single-top hadroproduction in association with a W boson*, *JHEP* **07** (2008) 029, arXiv: [0805.3067 \[hep-ph\]](#).
- [127] E. Bothmann, M. Schönherr and S. Schumann, *Reweighting QCD matrix-element and parton-shower calculations*, *Eur. Phys. J. C* **76** (2016) 590, arXiv: [1606.08753 \[hep-ph\]](#).
- [128] W. Beenakker et al., *NNLL resummation for squark gluino production at the LHC*, *JHEP* **12** (2014) 023, arXiv: [1404.3134 \[hep-ph\]](#).
- [129] W. Beenakker et al., *Towards NNLL resummation: hard matching coefficients for squark and gluino hadroproduction*, *JHEP* **10** (2013) 120, arXiv: [1304.6354 \[hep-ph\]](#).
- [130] W. Beenakker et al., *NNLL resummation for squark-antisquark pair production at the LHC*, *JHEP* **01** (2012) 076, arXiv: [1110.2446 \[hep-ph\]](#).
- [131] W. Beenakker et al., *Soft-gluon resummation for squark and gluino hadroproduction*, *JHEP* **12** (2009) 041, arXiv: [0909.4418 \[hep-ph\]](#).
- [132] A. Kulesza and L. Motyka, *Soft gluon resummation for the production of gluino-gluino and squark-antisquark pairs at the LHC*, *Phys. Rev. D* **80** (2009) 095004, arXiv: [0905.4749 \[hep-ph\]](#).
- [133] A. Kulesza and L. Motyka, *Threshold Resummation for Squark-Antisquark and Gluino-Pair Production at the LHC*, *Phys. Rev. Lett.* **102** (2009) 111802, arXiv: [0807.2405 \[hep-ph\]](#).
- [134] W. Beenakker, R. Höpker, M. Spira and P. M. Zerwas, *Squark and gluino production at hadron colliders*, *Nucl. Phys. B* **492** (1997) 51, arXiv: [hep-ph/9610490](#).
- [135] A. L. Read, *Presentation of search results: the CL_S technique*, *J. Phys. G* **28** (2002) 2693.

- [136] G. Cowan, K. Cranmer, E. Gross and O. Vitells, *Asymptotic formulae for likelihood-based tests of new physics*, *Eur. Phys. J. C* **71** (2011) 1554, arXiv: [1007.1727 \[physics.data-an\]](#), Erratum: *Eur. Phys. J. C* **73** (2013) 2501.
- [137] ATLAS Collaboration, *ATLAS Computing Acknowledgements*, ATL-GEN-PUB-2016-002, URL: <https://cds.cern.ch/record/2202407>.

The ATLAS Collaboration

G. Aad¹⁰², B. Abbott¹²⁸, D.C. Abbott¹⁰³, A. Abed Abud³⁶, K. Abeling⁵³, D.K. Abhayasinghe⁹⁴, S.H. Abidi¹⁶⁶, O.S. AbouZeid⁴⁰, N.L. Abraham¹⁵⁵, H. Abramowicz¹⁶⁰, H. Abreu¹⁵⁹, Y. Abulaiti⁶, B.S. Acharya^{67a,67b,n}, B. Achkar⁵³, L. Adam¹⁰⁰, C. Adam Bourdarios⁵, L. Adamczyk^{84a}, L. Adamek¹⁶⁶, J. Adelman¹²¹, M. Adersberger¹¹⁴, A. Adiguzel^{12c}, S. Adorni⁵⁴, T. Adye¹⁴³, A.A. Affolder¹⁴⁵, Y. Afik¹⁵⁹, C. Agapopoulou⁶⁵, M.N. Agaras³⁸, A. Aggarwal¹¹⁹, C. Agheorghiesei^{27c}, J.A. Aguilar-Saavedra^{139f,139a,ac}, A. Ahmad³⁶, F. Ahmadov⁸⁰, W.S. Ahmed¹⁰⁴, X. Ai¹⁸, G. Aielli^{74a,74b}, S. Akatsuka⁸⁶, T.P.A. Åkesson⁹⁷, E. Akilli⁵⁴, A.V. Akimov¹¹¹, K. Al Houry⁶⁵, G.L. Alberghi^{23b,23a}, J. Albert¹⁷⁵, M.J. Alconada Verzini¹⁶⁰, S. Alderweireldt³⁶, M. Aleksa³⁶, I.N. Aleksandrov⁸⁰, C. Alexa^{27b}, T. Alexopoulos¹⁰, A. Alfonsi¹²⁰, F. Alfonsi^{23b,23a}, M. Alhroob¹²⁸, B. Ali¹⁴¹, S. Ali¹⁵⁷, M. Aliev¹⁶⁵, G. Alimonti^{69a}, C. Allaire³⁶, B.M.M. Allbrooke¹⁵⁵, B.W. Allen¹³¹, P.P. Allport²¹, A. Aloisio^{70a,70b}, F. Alonso⁸⁹, C. Alpigiani¹⁴⁷, E. Alunno Camelia^{74a,74b}, M. Alvarez Estevez⁹⁹, M.G. Alvigi^{70a,70b}, Y. Amaral Coutinho^{81b}, A. Ambler¹⁰⁴, L. Ambroz¹³⁴, C. Amelung²⁶, D. Amidei¹⁰⁶, S.P. Amor Dos Santos^{139a}, S. Amoroso⁴⁶, C.S. Amrouche⁵⁴, F. An⁷⁹, C. Anastopoulos¹⁴⁸, N. Andari¹⁴⁴, T. Andeen¹¹, J.K. Anders²⁰, S.Y. Andreev^{45a,45b}, A. Andreazza^{69a,69b}, V. Andrei^{61a}, C.R. Anelli¹⁷⁵, S. Angelidakis⁹, A. Angerami³⁹, A.V. Anisenkov^{122b,122a}, A. Annovi^{72a}, C. Antel⁵⁴, M.T. Anthony¹⁴⁸, E. Antipov¹²⁹, M. Antonelli⁵¹, D.J.A. Antrim¹⁷⁰, F. Anulli^{73a}, M. Aoki⁸², J.A. Aparisi Pozo¹⁷³, M.A. Aparo¹⁵⁵, L. Aperio Bella⁴⁶, N. Aranzabal Barrio³⁶, V. Araujo Ferraz^{81a}, R. Araujo Pereira^{81b}, C. Arcangeletti⁵¹, A.T.H. Arce⁴⁹, F.A. Arduh⁸⁹, J-F. Arguin¹¹⁰, S. Argyropoulos⁵², J.-H. Arling⁴⁶, A.J. Armbruster³⁶, A. Armstrong¹⁷⁰, O. Arnaez¹⁶⁶, H. Arnold¹²⁰, Z.P. Arrubarrena Tame¹¹⁴, G. Artoni¹³⁴, K. Asai¹²⁶, S. Asai¹⁶², T. Asawatavonvanich¹⁶⁴, N. Asbah⁵⁹, E.M. Asimakopoulou¹⁷¹, L. Asquith¹⁵⁵, J. Assahsah^{35d}, K. Assamagan²⁹, R. Astalos^{28a}, R.J. Atkin^{33a}, M. Atkinson¹⁷², N.B. Atlay¹⁹, H. Atmani⁶⁵, K. Augsten¹⁴¹, V.A. Austrup¹⁸¹, G. Avolio³⁶, M.K. Ayoub^{15a}, G. Azuelos^{110,ak}, H. Bachacou¹⁴⁴, K. Bachas¹⁶¹, M. Backes¹³⁴, F. Backman^{45a,45b}, P. Bagnaia^{73a,73b}, M. Bahmani⁸⁵, H. Bahrasemani¹⁵¹, A.J. Bailey¹⁷³, V.R. Bailey¹⁷², J.T. Baines¹⁴³, C. Bakalis¹⁰, O.K. Baker¹⁸², P.J. Bakker¹²⁰, E. Bakos¹⁶, D. Bakshi Gupta⁸, S. Balaji¹⁵⁶, E.M. Baldin^{122b,122a}, P. Balek¹⁷⁹, F. Balli¹⁴⁴, W.K. Balunas¹³⁴, J. Balz¹⁰⁰, E. Banas⁸⁵, M. Bandieramonte¹³⁸, A. Bandyopadhyay²⁴, Sw. Banerjee^{180,i}, L. Barak¹⁶⁰, W.M. Barbe³⁸, E.L. Barberio¹⁰⁵, D. Barberis^{55b,55a}, M. Barbero¹⁰², G. Barbour⁹⁵, T. Barillari¹¹⁵, M-S. Barisits³⁶, J. Barkeloo¹³¹, T. Barklow¹⁵², R. Barnea¹⁵⁹, B.M. Barnett¹⁴³, R.M. Barnett¹⁸, Z. Barnovska-Blenessy^{60a}, A. Baroncelli^{60a}, G. Barone²⁹, A.J. Barr¹³⁴, L. Barranco Navarro^{45a,45b}, F. Barreiro⁹⁹, J. Barreiro Guimarães da Costa^{15a}, U. Barron¹⁶⁰, S. Barsov¹³⁷, F. Bartels^{61a}, R. Bartoldus¹⁵², G. Bartolini¹⁰², A.E. Barton⁹⁰, P. Bartos^{28a}, A. Basalae⁴⁶, A. Basan¹⁰⁰, A. Bassalat^{65,ah}, M.J. Basso¹⁶⁶, R.L. Bates⁵⁷, S. Batlamous^{35e}, J.R. Batley³², B. Batool¹⁵⁰, M. Battaglia¹⁴⁵, M. Bauce^{73a,73b}, F. Bauer¹⁴⁴, K.T. Bauer¹⁷⁰, H.S. Bawa³¹, J.B. Beacham⁴⁹, T. Beau¹³⁵, P.H. Beauchemin¹⁶⁹, F. Becherer⁵², P. Bechtel²⁴, H.C. Beck⁵³, H.P. Beck^{20,p}, K. Becker¹⁷⁷, C. Becot⁴⁶, A. Beddall^{12d}, A.J. Beddall^{12a}, V.A. Bednyakov⁸⁰, M. Bedognetti¹²⁰, C.P. Bee¹⁵⁴, T.A. Beermann¹⁸¹, M. Begalli^{81b}, M. Begel²⁹, A. Behera¹⁵⁴, J.K. Behr⁴⁶, F. Beisiegel²⁴, M. Belfkir⁵, A.S. Bell⁹⁵, G. Bella¹⁶⁰, L. Bellagamba^{23b}, A. Bellerive³⁴, P. Bellos⁹, K. Beloborodov^{122b,122a}, K. Belotskiy¹¹², N.L. Belyaev¹¹², D. Benchekroun^{35a}, N. Benekos¹⁰, Y. Benhammou¹⁶⁰, D.P. Benjamin⁶, M. Benoit⁵⁴, J.R. Bensinger²⁶, S. Bentvelsen¹²⁰, L. Beresford¹³⁴, M. Beretta⁵¹, D. Berge¹⁹, E. Bergeaas Kuutmann¹⁷¹, N. Berger⁵, B. Bergmann¹⁴¹, L.J. Bergsten²⁶, J. Beringer¹⁸, S. Berlendis⁷, G. Bernardi¹³⁵, C. Bernius¹⁵², F.U. Bernlochner²⁴, T. Berry⁹⁴, P. Berta¹⁰⁰, C. Bertella^{15a}, A. Berthold⁴⁸, I.A. Bertram⁹⁰, O. Bessidskaia Bylund¹⁸¹, N. Besson¹⁴⁴, A. Bethani¹⁰¹, S. Bethke¹¹⁵, A. Betti⁴², A.J. Bevan⁹³, J. Beyer¹¹⁵, D.S. Bhattacharya¹⁷⁶, P. Bhattarai²⁶, V.S. Bhopatkar⁶, R. Bi¹³⁸, R.M. Bianchi¹³⁸, O. Biebel¹¹⁴, D. Biedermann¹⁹, R. Bielski³⁶, K. Bierwagen¹⁰⁰, N.V. Biesuz^{72a,72b}, M. Biglietti^{75a}, T.R.V. Billoud¹¹⁰, M. Bindi⁵³, A. Bingul^{12d}, C. Bini^{73a,73b},

S. Biondi^{23b,23a}, C.J. Birch-sykes¹⁰¹, M. Birman¹⁷⁹, T. Bisanz⁵³, J.P. Biswal³, D. Biswas^{180,i},
 A. Bitadze¹⁰¹, C. Bittrich⁴⁸, K. Bjørke¹³³, T. Blazek^{28a}, I. Bloch⁴⁶, C. Blocker²⁶, A. Blue⁵⁷,
 U. Blumenschein⁹³, G.J. Bobbink¹²⁰, V.S. Bobrovnikov^{122b,122a}, S.S. Bocchetta⁹⁷, D. Boerner⁴⁶,
 D. Bogavac¹⁴, A.G. Bogdanchikov^{122b,122a}, C. Bohm^{45a}, V. Boisvert⁹⁴, P. Bokan^{53,171}, T. Bold^{84a},
 A.E. Bolz^{61b}, M. Bomben¹³⁵, M. Bona⁹³, J.S. Bonilla¹³¹, M. Boonekamp¹⁴⁴, C.D. Booth⁹⁴,
 H.M. Borecka-Bielska⁹¹, L.S. Borgna⁹⁵, A. Borisov¹²³, G. Borissov⁹⁰, J. Bortfeldt³⁶, D. Bortoletto¹³⁴,
 D. Boscherini^{23b}, M. Bosman¹⁴, J.D. Bossio Sola¹⁰⁴, K. Bouaouda^{35a}, J. Boudreau¹³⁸,
 E.V. Bouhova-Thacker⁹⁰, D. Boumediene³⁸, S.K. Boutle⁵⁷, A. Boveia¹²⁷, J. Boyd³⁶, D. Boye^{33c},
 I.R. Boyko⁸⁰, A.J. Bozson⁹⁴, J. Bracinik²¹, N. Brahimi^{60d}, G. Brandt¹⁸¹, O. Brandt³², F. Braren⁴⁶,
 B. Brau¹⁰³, J.E. Brau¹³¹, W.D. Breaden Madden⁵⁷, K. Brendlinger⁴⁶, L. Brenner⁴⁶, R. Brenner¹⁷¹,
 S. Bressler¹⁷⁹, B. Brickwedde¹⁰⁰, D.L. Briglin²¹, D. Britton⁵⁷, D. Britzger¹¹⁵, I. Brock²⁴, R. Brock¹⁰⁷,
 G. Brooijmans³⁹, W.K. Brooks^{146d}, E. Brost²⁹, P.A. Bruckman de Renstrom⁸⁵, B. Brüers⁴⁶, D. Bruncko^{28b},
 A. Bruni^{23b}, G. Bruni^{23b}, L.S. Bruni¹²⁰, S. Bruno^{74a,74b}, M. Bruschi^{23b}, N. Brusino^{73a,73b},
 L. Bryngemark¹⁵², T. Buanes¹⁷, Q. Buat³⁶, P. Buchholz¹⁵⁰, A.G. Buckley⁵⁷, I.A. Budagov⁸⁰,
 M.K. Bugge¹³³, F. Bühner⁵², O. Bulekov¹¹², B.A. Bullard⁵⁹, T.J. Burch¹²¹, S. Burdin⁹¹, C.D. Burgard¹²⁰,
 A.M. Burger¹²⁹, B. Burghgrave⁸, J.T.P. Burr⁴⁶, C.D. Burton¹¹, J.C. Burzynski¹⁰³, V. Büscher¹⁰⁰,
 E. Buschmann⁵³, P.J. Bussey⁵⁷, J.M. Butler²⁵, C.M. Buttar⁵⁷, J.M. Butterworth⁹⁵, P. Butti³⁶,
 W. Buttinger³⁶, C.J. Buxo Vazquez¹⁰⁷, A. Buzatu¹⁵⁷, A.R. Buzykaev^{122b,122a}, G. Cabras^{23b,23a},
 S. Cabrera Urbán¹⁷³, D. Caforio⁵⁶, H. Cai¹³⁸, V.M.M. Cairo¹⁵², O. Cakir^{4a}, N. Calace³⁶, P. Calafiura¹⁸,
 G. Calderini¹³⁵, P. Calfayan⁶⁶, G. Callea⁵⁷, L.P. Caloba^{81b}, A. Caltabiano^{74a,74b}, S. Calvente Lopez⁹⁹,
 D. Calvet³⁸, S. Calvet³⁸, T.P. Calvet¹⁰², M. Calvetti^{72a,72b}, R. Camacho Toro¹³⁵, S. Camarda³⁶,
 D. Camarero Munoz⁹⁹, P. Camarri^{74a,74b}, M.T. Camerlingo^{75a,75b}, D. Cameron¹³³, C. Camincher³⁶,
 S. Campana³⁶, M. Campanelli⁹⁵, A. Camplani⁴⁰, V. Canale^{70a,70b}, A. Canesse¹⁰⁴, M. Cano Bret⁷⁸,
 J. Cantero¹²⁹, T. Cao¹⁶⁰, Y. Cao¹⁷², M.D.M. Capeans Garrido³⁶, M. Capua^{41b,41a}, R. Cardarelli^{74a},
 F. Cardillo¹⁴⁸, G. Carducci^{41b,41a}, I. Carli¹⁴², T. Carli³⁶, G. Carlino^{70a}, B.T. Carlson¹³⁸,
 E.M. Carlson^{175,167a}, L. Carminati^{69a,69b}, R.M.D. Carney¹⁵², S. Caron¹¹⁹, E. Carquin^{146d}, S. Carrá⁴⁶,
 G.C. Carratta^{23b,23a}, J.W.S. Carter¹⁶⁶, T.M. Carter⁵⁰, M.P. Casado^{14,f}, A.F. Casha¹⁶⁶, F.L. Castillo¹⁷³,
 L. Castillo Garcia¹⁴, V. Castillo Gimenez¹⁷³, N.F. Castro^{139a,139e}, A. Catinaccio³⁶, J.R. Catmore¹³³,
 A. Cattai³⁶, V. Cavaliere²⁹, E. Cavallaro¹⁴, V. Cavasinni^{72a,72b}, E. Celebi^{12b}, F. Celli¹³⁴, K. Cerny¹³⁰,
 A.S. Cerqueira^{81a}, A. Cerri¹⁵⁵, L. Cerrito^{74a,74b}, F. Cerutti¹⁸, A. Cervelli^{23b,23a}, S.A. Cetin^{12b}, Z. Chadi^{35a},
 D. Chakraborty¹²¹, J. Chan¹⁸⁰, W.S. Chan¹²⁰, W.Y. Chan⁹¹, J.D. Chapman³², B. Chargeishvili^{158b},
 D.G. Charlton²¹, T.P. Charman⁹³, C.C. Chau³⁴, S. Che¹²⁷, S. Chekanov⁶, S.V. Chekulaev^{167a},
 G.A. Chelkov⁸⁰, B. Chen⁷⁹, C. Chen^{60a}, C.H. Chen⁷⁹, H. Chen²⁹, J. Chen^{60a}, J. Chen³⁹, J. Chen²⁶,
 S. Chen¹³⁶, S.J. Chen^{15c}, X. Chen^{15b}, Y. Chen^{60a}, Y-H. Chen⁴⁶, H.C. Cheng^{63a}, H.J. Cheng^{15a},
 A. Cheplakov⁸⁰, E. Cheremushkina¹²³, R. Cherkaoui El Moursli^{35e}, E. Cheu⁷, K. Cheung⁶⁴,
 T.J.A. Chevalérias¹⁴⁴, L. Chevalier¹⁴⁴, V. Chiarella⁵¹, G. Chiarelli^{72a}, G. Chiodini^{68a}, A.S. Chisholm²¹,
 A. Chitan^{27b}, I. Chiu¹⁶², Y.H. Chiu¹⁷⁵, M.V. Chizhov⁸⁰, K. Choi¹¹, A.R. Chomont^{73a,73b}, S. Chouridou¹⁶¹,
 Y.S. Chow¹²⁰, L.D. Christopher^{33e}, M.C. Chu^{63a}, X. Chu^{15a,15d}, J. Chudoba¹⁴⁰, J.J. Chwastowski⁸⁵,
 L. Chytka¹³⁰, D. Cieri¹¹⁵, K.M. Ciesla⁸⁵, D. Cinca⁴⁷, V. Cindro⁹², I.A. Cioară^{27b}, A. Ciocio¹⁸,
 F. Ciroto^{70a,70b}, Z.H. Citron^{179,j}, M. Citterio^{69a}, D.A. Ciubotaru^{27b}, B.M. Ciungu¹⁶⁶, A. Clark⁵⁴,
 M.R. Clark³⁹, P.J. Clark⁵⁰, S.E. Clawson¹⁰¹, C. Clement^{45a,45b}, Y. Coadou¹⁰², M. Cokal^{67a,67c},
 A. Coccaro^{55b}, J. Cochran⁷⁹, R. Coelho Lopes De Sa¹⁰³, H. Cohen¹⁶⁰, A.E.C. Coimbra³⁶, B. Cole³⁹,
 A.P. Colijn¹²⁰, J. Collot⁵⁸, P. Conde Muiño^{139a,139h}, S.H. Connell^{33c}, I.A. Connelly⁵⁷,
 S. Constantinescu^{27b}, F. Conventi^{70a,al}, A.M. Cooper-Sarkar¹³⁴, F. Cormier¹⁷⁴, K.J.R. Cormier¹⁶⁶,
 L.D. Corpe⁹⁵, M. Corradi^{73a,73b}, E.E. Corrigan⁹⁷, F. Corriveau^{104,aa}, A. Cortes-Gonzalez³⁶, M.J. Costa¹⁷³,
 F. Costanza⁵, D. Costanzo¹⁴⁸, G. Cowan⁹⁴, J.W. Cowley³², J. Crane¹⁰¹, K. Cranmer¹²⁵, R.A. Creager¹³⁶,
 S. Crépe-Renaudin⁵⁸, F. Crescioli¹³⁵, M. Cristinziani²⁴, V. Croft¹⁶⁹, G. Crosetti^{41b,41a}, A. Cueto⁵,

T. Cuhadar Donszelmann¹⁷⁰, H. Cui^{15a,15d}, A.R. Cukierman¹⁵², W.R. Cunningham⁵⁷, S. Czekerda⁸⁵, P. Czodrowski³⁶, M.M. Czurylo^{61b}, M.J. Da Cunha Sargedas De Sousa^{60b}, J.V. Da Fonseca Pinto^{81b}, C. Da Via¹⁰¹, W. Dabrowski^{84a}, F. Dachs³⁶, T. Dado^{28a}, S. Dahbi^{33e}, T. Dai¹⁰⁶, C. Dallapiccola¹⁰³, M. Dam⁴⁰, G. D'amen²⁹, V. D'Amico^{75a,75b}, J. Damp¹⁰⁰, J.R. Dandoy¹³⁶, M.F. Daneri³⁰, M. Danninger¹⁵¹, V. Dao³⁶, G. Darbo^{55b}, O. Dartsis⁵, A. Dattagupta¹³¹, T. Daubney⁴⁶, S. D'Auria^{69a,69b}, C. David^{167b}, T. Davidek¹⁴², D.R. Davis⁴⁹, I. Dawson¹⁴⁸, K. De⁸, R. De Asmundis^{70a}, M. De Beurs¹²⁰, S. De Castro^{23b,23a}, N. De Groot¹¹⁹, P. de Jong¹²⁰, H. De la Torre¹⁰⁷, A. De Maria^{15c}, D. De Pedis^{73a}, A. De Salvo^{73a}, U. De Sanctis^{74a,74b}, M. De Santis^{74a,74b}, A. De Santo¹⁵⁵, J.B. De Vivie De Regie⁶⁵, C. Debenedetti¹⁴⁵, D.V. Dedovich⁸⁰, A.M. Deiana⁴², J. Del Peso⁹⁹, Y. Delabat Diaz⁴⁶, D. Delgove⁶⁵, F. Deliot¹⁴⁴, C.M. Delitzsch⁷, M. Della Pietra^{70a,70b}, D. Della Volpe⁵⁴, A. Dell'Acqua³⁶, L. Dell'Asta^{74a,74b}, M. Delmastro⁵, C. Delporte⁶⁵, P.A. Delsart⁵⁸, D.A. DeMarco¹⁶⁶, S. Demers¹⁸², M. Demichev⁸⁰, G. Demontigny¹¹⁰, S.P. Denisov¹²³, L. D'Eramo¹²¹, D. Derendarz⁸⁵, J.E. Derkaoui^{35d}, F. Derue¹³⁵, P. Dervan⁹¹, K. Desch²⁴, K. Dette¹⁶⁶, C. Deutsch²⁴, M.R. Devesa³⁰, P.O. Deviveiros³⁶, F.A. Di Bello^{73a,73b}, A. Di Ciaccio^{74a,74b}, L. Di Ciaccio⁵, W.K. Di Clemente¹³⁶, C. Di Donato^{70a,70b}, A. Di Girolamo³⁶, G. Di Gregorio^{72a,72b}, B. Di Micco^{75a,75b}, R. Di Nardo^{75a,75b}, K.F. Di Petrillo⁵⁹, R. Di Sipio¹⁶⁶, C. Diaconu¹⁰², F.A. Dias⁴⁰, T. Dias Do Vale^{139a}, M.A. Diaz^{146a}, F.G. Diaz Capriles²⁴, J. Dickinson¹⁸, E.B. Diehl¹⁰⁶, J. Dietrich¹⁹, S. Díez Cornell⁴⁶, A. Dimitrievska¹⁸, W. Ding^{15b}, J. Dingfelder²⁴, S.J. Dittmeier^{61b}, F. Dittus³⁶, F. Djama¹⁰², T. Djobava^{158b}, J.I. Djuvsland¹⁷, M.A.B. Do Vale^{81c}, M. Dobre^{27b}, D. Dodsworth²⁶, C. Doglioni⁹⁷, J. Dolejsi¹⁴², Z. Dolezal¹⁴², M. Donadelli^{81d}, B. Dong^{60c}, J. Donini³⁸, A. D'onofrio^{15c}, M. D'Onofrio⁹¹, J. Dopke¹⁴³, A. Doria^{70a}, M.T. Dova⁸⁹, A.T. Doyle⁵⁷, E. Drechsler¹⁵¹, E. Dreyer¹⁵¹, T. Dreyer⁵³, A.S. Drobac¹⁶⁹, D. Du^{60b}, T.A. du Pree¹²⁰, Y. Duan^{60d}, F. Dubinin¹¹¹, M. Dubovsky^{28a}, A. Dubreuil⁵⁴, E. Duchovni¹⁷⁹, G. Duckeck¹¹⁴, O.A. Ducu^{27b}, D. Duda¹¹⁵, A. Dudarev³⁶, A.C. Dudder¹⁰⁰, E.M. Duffield¹⁸, M. D'uffizi¹⁰¹, L. Dufflot⁶⁵, M. Dührssen³⁶, C. Dülsen¹⁸¹, M. Dumancic¹⁷⁹, A.E. Dumitriu^{27b}, A.K. Duncan⁵⁷, M. Dunford^{61a}, A. Duperrin¹⁰², H. Duran Yildiz^{4a}, M. Düren⁵⁶, A. Durglishvili^{158b}, D. Duschinger⁴⁸, B. Dutta⁴⁶, D. Duvnjak¹, G.I. Dyckes¹³⁶, M. Dyndal³⁶, S. Dysch¹⁰¹, B.S. Dziedzic⁸⁵, M.G. Eggleston⁴⁹, T. Eifert⁸, G. Eigen¹⁷, K. Einsweiler¹⁸, T. Ekelof¹⁷¹, H. El Jarrari^{35e}, V. Ellajosyula¹⁷¹, M. Ellert¹⁷¹, F. Ellinghaus¹⁸¹, A.A. Elliot⁹³, N. Ellis³⁶, J. Elmsheuser²⁹, M. Elsing³⁶, D. Emelianov¹⁴³, A. Emerman³⁹, Y. Enari¹⁶², M.B. Epland⁴⁹, J. Erdmann⁴⁷, A. Ereditato²⁰, P.A. Erland⁸⁵, M. Errenst³⁶, M. Escalier⁶⁵, C. Escobar¹⁷³, O. Estrada Pastor¹⁷³, E. Etzion¹⁶⁰, H. Evans⁶⁶, M.O. Evans¹⁵⁵, A. Ezhilov¹³⁷, F. Fabbri⁵⁷, L. Fabbri^{23b,23a}, V. Fabiani¹¹⁹, G. Facini¹⁷⁷, R.M. Faisca Rodrigues Pereira^{139a}, R.M. Fakhruddinov¹²³, S. Falciano^{73a}, P.J. Falke²⁴, S. Falke³⁶, J. Faltova¹⁴², Y. Fang^{15a}, Y. Fang^{15a}, G. Fanourakis⁴⁴, M. Fanti^{69a,69b}, M. Faraj^{67a,67c,q}, A. Farbin⁸, A. Farilla^{75a}, E.M. Farina^{71a,71b}, T. Farooque¹⁰⁷, S.M. Farrington⁵⁰, P. Farthouat³⁶, F. Fassi^{35e}, P. Fassnacht³⁶, D. Fassouliotis⁹, M. Fauci Giannelli⁵⁰, W.J. Fawcett³², L. Fayard⁶⁵, O.L. Fedin^{137,o}, W. Fedorko¹⁷⁴, A. Fehr²⁰, M. Feickert¹⁷², L. Felgioni¹⁰², A. Fell¹⁴⁸, C. Feng^{60b}, M. Feng⁴⁹, M.J. Fenton¹⁷⁰, A.B. Fenyuk¹²³, S.W. Ferguson⁴³, J. Ferrando⁴⁶, A. Ferrante¹⁷², A. Ferrari¹⁷¹, P. Ferrari¹²⁰, R. Ferrari^{71a}, D.E. Ferreira de Lima^{61b}, A. Ferrer¹⁷³, D. Ferrere⁵⁴, C. Ferretti¹⁰⁶, F. Fiedler¹⁰⁰, A. Filipčić⁹², F. Filthaut¹¹⁹, K.D. Finelli²⁵, M.C.N. Fiolhais^{139a,139c,a}, L. Fiorini¹⁷³, F. Fischer¹¹⁴, J. Fischer¹⁰⁰, W.C. Fisher¹⁰⁷, T. Fitschen²¹, I. Fleck¹⁵⁰, P. Fleischmann¹⁰⁶, T. Flick¹⁸¹, B.M. Flierl¹¹⁴, L. Flores¹³⁶, L.R. Flores Castillo^{63a}, F.M. Follega^{76a,76b}, N. Fomin¹⁷, J.H. Foo¹⁶⁶, G.T. Forcolin^{76a,76b}, B.C. Forland⁶⁶, A. Formica¹⁴⁴, F.A. Förster¹⁴, A.C. Forti¹⁰¹, E. Fortin¹⁰², M.G. Foti¹³⁴, D. Fournier⁶⁵, H. Fox⁹⁰, P. Francavilla^{72a,72b}, S. Francescato^{73a,73b}, M. Franchini^{23b,23a}, S. Franchino^{61a}, D. Francis³⁶, L. Franco⁵, L. Franconi²⁰, M. Franklin⁵⁹, G. Frattari^{73a,73b}, A.N. Fray⁹³, P.M. Freeman²¹, B. Freund¹¹⁰, W.S. Freund^{81b}, E.M. Freundlich⁴⁷, D.C. Frizzell¹²⁸, D. Froidevaux³⁶, J.A. Frost¹³⁴, M. Fujimoto¹²⁶, C. Fukunaga¹⁶³, E. Fullana Torregrosa¹⁷³, T. Fusayasu¹¹⁶, J. Fuster¹⁷³, A. Gabrielli^{23b,23a}, A. Gabrielli³⁶, S. Gadatsch⁵⁴, P. Gadow¹¹⁵, G. Gagliardi^{55b,55a}, L.G. Gagnon¹¹⁰, G.E. Gallardo¹³⁴, E.J. Gallas¹³⁴, B.J. Gallop¹⁴³, G. Galster⁴⁰, R. Gamboa Goni⁹³, K.K. Gan¹²⁷,

S. Ganguly¹⁷⁹, J. Gao^{60a}, Y. Gao⁵⁰, Y.S. Gao^{31,1}, F.M. Garay Walls^{146a}, C. García¹⁷³,
 J.E. García Navarro¹⁷³, J.A. García Pascual^{15a}, C. Garcia-Argos⁵², M. Garcia-Sciveres¹⁸, R.W. Gardner³⁷,
 N. Garelli¹⁵², S. Gargiulo⁵², C.A. Garner¹⁶⁶, V. Garonne¹³³, S.J. Gasiorowski¹⁴⁷, P. Gaspar^{81b},
 A. Gaudiello^{55b,55a}, G. Gaudio^{71a}, I.L. Gavrilenko¹¹¹, A. Gavrilyuk¹²⁴, C. Gay¹⁷⁴, G. Gaycken⁴⁶,
 E.N. Gazis¹⁰, A.A. Geanta^{27b}, C.M. Gee¹⁴⁵, C.N.P. Gee¹⁴³, J. Geisen⁹⁷, M. Geisen¹⁰⁰, C. Gemme^{55b},
 M.H. Genest⁵⁸, C. Geng¹⁰⁶, S. Gentile^{73a,73b}, S. George⁹⁴, T. Gerialis⁴⁴, L.O. Gerlach⁵³,
 P. Gessinger-Befurt¹⁰⁰, G. Gessner⁴⁷, S. Ghasemi¹⁵⁰, M. Ghasemi Bostanabad¹⁷⁵, M. Ghneimat¹⁵⁰,
 A. Ghosh⁶⁵, A. Ghosh⁷⁸, B. Giacobbe^{23b}, S. Giagu^{73a,73b}, N. Giangiacomi^{23b,23a}, P. Giannetti^{72a},
 A. Giannini^{70a,70b}, G. Giannini¹⁴, S.M. Gibson⁹⁴, M. Gignac¹⁴⁵, D.T. Gil^{84b}, D. Gillberg³⁴, G. Gilles¹⁸¹,
 D.M. Gingrich^{3,ak}, M.P. Giordani^{67a,67c}, P.F. Giraud¹⁴⁴, G. Giugliarelli^{67a,67c}, D. Giugni^{69a}, F. Giuli^{74a,74b},
 S. Gkaitatzis¹⁶¹, I. Gkialas^{9,g}, E.L. Gkougkousis¹⁴, P. Gkoutoumis¹⁰, L.K. Gladilin¹¹³, C. Glasman⁹⁹,
 J. Glatzer¹⁴, P.C.F. Glaysher⁴⁶, A. Glazov⁴⁶, G.R. Gledhill¹³¹, I. Gnesi^{41b,b}, M. Goblirsch-Kolb²⁶,
 D. Godin¹¹⁰, S. Goldfarb¹⁰⁵, T. Golling⁵⁴, D. Golubkov¹²³, A. Gomes^{139a,139b}, R. Goncalves Gama⁵³,
 R. Gonçalves^{139a,139c}, G. Gonella¹³¹, L. Gonella²¹, A. Gongadze⁸⁰, F. Gonnella²¹, J.L. Gonski³⁹,
 S. González de la Hoz¹⁷³, S. Gonzalez Fernandez¹⁴, C. Gonzalez Renteria¹⁸, R. Gonzalez Suarez¹⁷¹,
 S. Gonzalez-Sevilla⁵⁴, G.R. Gonzalvo Rodriguez¹⁷³, L. Goossens³⁶, N.A. Gorasia²¹, P.A. Gorbounov¹²⁴,
 H.A. Gordon²⁹, B. Gorini³⁶, E. Gorini^{68a,68b}, A. Gorišek⁹², A.T. Goshaw⁴⁹, M.I. Gostkin⁸⁰,
 C.A. Gottardo¹¹⁹, M. Gouighri^{35b}, A.G. Goussiou¹⁴⁷, N. Govender^{33c}, C. Goy⁵, I. Grabowska-Bold^{84a},
 E.C. Graham⁹¹, J. Gramling¹⁷⁰, E. Gramstad¹³³, S. Grancagnolo¹⁹, M. Grandi¹⁵⁵, V. Gratchev¹³⁷,
 P.M. Gravila^{27f}, F.G. Gravili^{68a,68b}, C. Gray⁵⁷, H.M. Gray¹⁸, C. Grefe²⁴, K. Gregersen⁹⁷, I.M. Gregor⁴⁶,
 P. Grenier¹⁵², K. Grevtsov⁴⁶, C. Grieco¹⁴, N.A. Grieser¹²⁸, A.A. Grillo¹⁴⁵, K. Grimm^{31,k}, S. Grinstein^{14,v},
 J.-F. Grivaz⁶⁵, S. Groh¹⁰⁰, E. Gross¹⁷⁹, J. Grosse-Knetter⁵³, Z.J. Grout⁹⁵, C. Grud¹⁰⁶, A. Grummer¹¹⁸,
 J.C. Grundy¹³⁴, L. Guan¹⁰⁶, W. Guan¹⁸⁰, C. Gubbels¹⁷⁴, J. Guenther³⁶, A. Guerguichon⁶⁵,
 J.G.R. Guerrero Rojas¹⁷³, F. Guescini¹¹⁵, D. Guest¹⁷⁰, R. Gugel¹⁰⁰, T. Guillemin⁵, S. Guindon³⁶, U. Gul⁵⁷,
 J. Guo^{60c}, W. Guo¹⁰⁶, Y. Guo^{60a}, Z. Guo¹⁰², R. Gupta⁴⁶, S. Gurbuz^{12c}, G. Gustavino¹²⁸, M. Guth⁵²,
 P. Gutierrez¹²⁸, C. Gutschow⁹⁵, C. Guyot¹⁴⁴, C. Gwenlan¹³⁴, C.B. Gwilliam⁹¹, E.S. Haaland¹³³,
 A. Haas¹²⁵, C. Haber¹⁸, H.K. Hadavand⁸, A. Hader^{60a}, M. Haleem¹⁷⁶, J. Haley¹²⁹, J.J. Hall¹⁴⁸,
 G. Halladjian¹⁰⁷, G.D. Hallewell¹⁰², K. Hamano¹⁷⁵, H. Hamdaoui^{35e}, M. Hamer²⁴, G.N. Hamity⁵⁰,
 K. Han^{60a,u}, L. Han^{60a}, S. Han¹⁸, Y.F. Han¹⁶⁶, K. Hanagaki^{82,s}, M. Hance¹⁴⁵, D.M. Handl¹¹⁴,
 M.D. Hank³⁷, R. Hankache¹³⁵, E. Hansen⁹⁷, J.B. Hansen⁴⁰, J.D. Hansen⁴⁰, M.C. Hansen²⁴, P.H. Hansen⁴⁰,
 E.C. Hanson¹⁰¹, K. Hara¹⁶⁸, T. Harenberg¹⁸¹, S. Harkusha¹⁰⁸, P.F. Harrison¹⁷⁷, N.M. Hartman¹⁵²,
 N.M. Hartmann¹¹⁴, Y. Hasegawa¹⁴⁹, A. Hasib⁵⁰, S. Hassani¹⁴⁴, S. Haug²⁰, R. Hauser¹⁰⁷, L.B. Havener³⁹,
 M. Havranek¹⁴¹, C.M. Hawkes²¹, R.J. Hawkings³⁶, S. Hayashida¹¹⁷, D. Hayden¹⁰⁷, C. Hayes¹⁰⁶,
 R.L. Hayes¹⁷⁴, C.P. Hays¹³⁴, J.M. Hays⁹³, H.S. Hayward⁹¹, S.J. Haywood¹⁴³, F. He^{60a}, M.P. Heath⁵⁰,
 V. Hedberg⁹⁷, S. Heer²⁴, A.L. Heggelund¹³³, C. Heidegger⁵², K.K. Heidegger⁵², W.D. Heidorn⁷⁹,
 J. Heilmann³⁴, S. Heim⁴⁶, T. Heim¹⁸, B. Heinemann^{46,ai}, J.J. Heinrich¹³¹, L. Heinrich³⁶, J. Hejbal¹⁴⁰,
 L. Helary^{61b}, A. Held¹²⁵, S. Hellesund¹³³, C.M. Helling¹⁴⁵, S. Hellman^{45a,45b}, C. Helsen³⁶,
 R.C.W. Henderson⁹⁰, Y. Heng¹⁸⁰, L. Henkelmann³², A.M. Henriques Correia³⁶, H. Herde²⁶,
 Y. Hernández Jiménez^{33e}, H. Herr¹⁰⁰, M.G. Herrmann¹¹⁴, T. Herrmann⁴⁸, G. Herten⁵²,
 R. Hertenberger¹¹⁴, L. Hervas³⁶, T.C. Herwig¹³⁶, G.G. Hesketh⁹⁵, N.P. Hessey^{167a}, H. Hibi⁸³,
 A. Higashida¹⁶², S. Higashino⁸², E. Higón-Rodríguez¹⁷³, K. Hildebrand³⁷, J.C. Hill³², K.K. Hill²⁹,
 K.H. Hiller⁴⁶, S.J. Hillier²¹, M. Hils⁴⁸, I. Hinchliffe¹⁸, F. Hinterkeuser²⁴, M. Hirose¹³², S. Hirose⁵²,
 D. Hirschbuehl¹⁸¹, B. Hiti⁹², O. Hladik¹⁴⁰, D.R. Hlaluku^{33e}, J. Hobbs¹⁵⁴, N. Hod¹⁷⁹, M.C. Hodgkinson¹⁴⁸,
 A. Hoecker³⁶, D. Hohn⁵², D. Hohov⁶⁵, T. Holm²⁴, T.R. Holmes³⁷, M. Holzbock¹¹⁴, L.B.A.H. Hommels³²,
 T.M. Hong¹³⁸, J.C. Honig⁵², A. Hönle¹¹⁵, B.H. Hooberman¹⁷², W.H. Hopkins⁶, Y. Horii¹¹⁷, P. Horn⁴⁸,
 L.A. Horyn³⁷, S. Hou¹⁵⁷, A. Hoummada^{35a}, J. Howarth⁵⁷, J. Hoya⁸⁹, M. Hrabovsky¹³⁰, J. Hrdinka⁷⁷,
 J. Hrivnac⁶⁵, A. Hrynevich¹⁰⁹, T. Hryn'ova⁵, P.J. Hsu⁶⁴, S.-C. Hsu¹⁴⁷, Q. Hu²⁹, S. Hu^{60c}, Y.F. Hu^{15a,15d,am},

D.P. Huang⁹⁵, Y. Huang^{60a}, Y. Huang^{15a}, Z. Hubacek¹⁴¹, F. Hubaut¹⁰², M. Huebner²⁴, F. Huegging²⁴,
 T.B. Huffman¹³⁴, M. Huhtinen³⁶, R. Hulsken⁵⁸, R.F.H. Hunter³⁴, P. Huo¹⁵⁴, N. Huseynov^{80,ab},
 J. Huston¹⁰⁷, J. Huth⁵⁹, R. Hyneman¹⁰⁶, S. Hyrych^{28a}, G. Iacobucci⁵⁴, G. Iakovidis²⁹, I. Ibragimov¹⁵⁰,
 L. Iconomidou-Fayard⁶⁵, P. Iengo³⁶, R. Ignazzi⁴⁰, O. Igonkina^{120,x,*}, R. Iguchi¹⁶², T. Iizawa⁵⁴,
 Y. Ikegami⁸², M. Ikeno⁸², D. Iliadis¹⁶¹, N. Ilic^{119,166,aa}, F. Iltzsche⁴⁸, H. Imam^{35a}, G. Introzzi^{71a,71b},
 M. Iodice^{75a}, K. Iordanidou^{167a}, V. Ippolito^{73a,73b}, M.F. Isacson¹⁷¹, M. Ishino¹⁶², W. Islam¹²⁹,
 C. Issever^{19,46}, S. Istin¹⁵⁹, F. Ito¹⁶⁸, J.M. Iturbe Ponce^{63a}, R. Iuppa^{76a,76b}, A. Ivina¹⁷⁹, H. Iwasaki⁸²,
 J.M. Izen⁴³, V. Izzo^{70a}, P. Jacka¹⁴⁰, P. Jackson¹, R.M. Jacobs⁴⁶, B.P. Jaeger¹⁵¹, V. Jain², G. Jäkel¹⁸¹,
 K.B. Jakobi¹⁰⁰, K. Jakobs⁵², T. Jakoubek¹⁷⁹, J. Jamieson⁵⁷, K.W. Janas^{84a}, R. Jansky⁵⁴, M. Janus⁵³,
 P.A. Janus^{84a}, G. Jarlskog⁹⁷, A.E. Jaspan⁹¹, N. Javadov^{80,ab}, T. Javůrek³⁶, M. Javurkova¹⁰³, F. Jeanneau¹⁴⁴,
 L. Jeanty¹³¹, J. Jejelava^{158a}, P. Jenni^{52,c}, N. Jeong⁴⁶, S. Jézéquel⁵, H. Ji¹⁸⁰, J. Jia¹⁵⁴, H. Jiang⁷⁹, Y. Jiang^{60a},
 Z. Jiang¹⁵², S. Jiggins⁵², F.A. Jimenez Morales³⁸, J. Jimenez Pena¹¹⁵, S. Jin^{15c}, A. Jinaru^{27b},
 O. Jinnouchi¹⁶⁴, H. Jivan^{33e}, P. Johansson¹⁴⁸, K.A. Johns⁷, C.A. Johnson⁶⁶, R.W.L. Jones⁹⁰, S.D. Jones¹⁵⁵,
 T.J. Jones⁹¹, J. Jongmanns^{61a}, J. Jovicevic³⁶, X. Ju¹⁸, J.J. Junggeburth¹¹⁵, A. Juste Rozas^{14,v},
 A. Kaczmarska⁸⁵, M. Kado^{73a,73b}, H. Kagan¹²⁷, M. Kagan¹⁵², A. Kahn³⁹, C. Kahra¹⁰⁰, T. Kaji¹⁷⁸,
 E. Kajomovitz¹⁵⁹, C.W. Kalderon²⁹, A. Kaluza¹⁰⁰, A. Kamenshchikov¹²³, M. Kaneda¹⁶², N.J. Kang¹⁴⁵,
 S. Kang⁷⁹, Y. Kano¹¹⁷, J. Kanzaki⁸², L.S. Kaplan¹⁸⁰, D. Kar^{33e}, K. Karava¹³⁴, M.J. Kareem^{167b},
 I. Karkanias¹⁶¹, S.N. Karpov⁸⁰, Z.M. Karpova⁸⁰, V. Kartvelishvili⁹⁰, A.N. Karyukhin¹²³,
 A. Kastanas^{45a,45b}, C. Kato^{60d,60c}, J. Katzy⁴⁶, K. Kawade¹⁴⁹, K. Kawagoe⁸⁸, T. Kawaguchi¹¹⁷,
 T. Kawamoto¹⁴⁴, G. Kawamura⁵³, E.F. Kay¹⁷⁵, S. Kazakos¹⁴, V.F. Kazanin^{122b,122a}, R. Keeler¹⁷⁵,
 R. Kehoe⁴², J.S. Keller³⁴, E. Kellermann⁹⁷, D. Kelsey¹⁵⁵, J.J. Kempster²¹, J. Kendrick²¹, K.E. Kennedy³⁹,
 O. Kepka¹⁴⁰, S. Kersten¹⁸¹, B.P. Kerševan⁹², S. Ketabchi Haghighat¹⁶⁶, M. Khader¹⁷², F. Khalil-Zada¹³,
 M. Khandoga¹⁴⁴, A. Khanov¹²⁹, A.G. Kharlamov^{122b,122a}, T. Kharlamova^{122b,122a}, E.E. Khoda¹⁷⁴,
 A. Khodinov¹⁶⁵, T.J. Khoo⁵⁴, G. Khorauli¹⁷⁶, E. Khramov⁸⁰, J. Khubua^{158b}, S. Kido⁸³, M. Kiehn⁵⁴,
 C.R. Kilby⁹⁴, E. Kim¹⁶⁴, Y.K. Kim³⁷, N. Kimura⁹⁵, B.T. King^{91,*}, A. Kirchhoff⁵³, D. Kirchmeier⁴⁸,
 J. Kirk¹⁴³, A.E. Kiryunin¹¹⁵, T. Kishimoto¹⁶², D.P. Kisliuk¹⁶⁶, V. Kitali⁴⁶, C. Kitsaki¹⁰, O. Kivernyk²⁴,
 T. Klapdor-Kleingrothaus⁵², M. Klassen^{61a}, C. Klein³⁴, M.H. Klein¹⁰⁶, M. Klein⁹¹, U. Klein⁹¹,
 K. Kleinknecht¹⁰⁰, P. Klimek¹²¹, A. Klimentov²⁹, T. Klingl¹²⁴, T. Klioutchnikova³⁶, F.F. Klitzner¹¹⁴,
 P. Kluit¹²⁰, S. Kluth¹¹⁵, E. Kneringer⁷⁷, E.B.F.G. Knoops¹⁰², A. Knue⁵², D. Kobayashi⁸⁸, T. Kobayashi¹⁶²,
 M. Kobel⁴⁸, M. Kocian¹⁵², T. Kodama¹⁶², P. Kodys¹⁴², D.M. Koeck¹⁵⁵, P.T. Koenig²⁴, T. Koffas³⁴,
 N.M. Köhler³⁶, M. Kolb¹⁴⁴, I. Koletsou⁵, T. Komarek¹³⁰, T. Kondo⁸², K. Köneke⁵², A.X.Y. Kong¹,
 A.C. König¹¹⁹, T. Kono¹²⁶, V. Konstantinides⁹⁵, N. Konstantinidis⁹⁵, B. Konya⁹⁷, R. Kopeliansky⁶⁶,
 S. Koperny^{84a}, K. Korcyl⁸⁵, K. Kordas¹⁶¹, G. Koren¹⁶⁰, A. Korn⁹⁵, I. Korolkov¹⁴, E.V. Korolkova¹⁴⁸,
 N. Korotkova¹¹³, O. Kortner¹¹⁵, S. Kortner¹¹⁵, V.V. Kostyukhin^{148,165}, A. Kotskechagia⁶⁵, A. Kotwal⁴⁹,
 A. Koulouris¹⁰, A. Kourkoumeli-Charalampidi^{71a,71b}, C. Kourkoumelis⁹, E. Kourlitis⁶, V. Kouskoura²⁹,
 R. Kowalewski¹⁷⁵, W. Kozanecki¹⁰¹, A.S. Kozhin¹²³, V.A. Kramarenko¹¹³, G. Kramberger⁹²,
 D. Krasnopevtsev^{60a}, M.W. Krasny¹³⁵, A. Krasznahorkay³⁶, D. Krauss¹¹⁵, J.A. Kremer¹⁰⁰,
 J. Kretschmar⁹¹, P. Krieger¹⁶⁶, F. Krieter¹¹⁴, A. Krishnan^{61b}, K. Krizka¹⁸, K. Kroeninger⁴⁷, H. Kroha¹¹⁵,
 J. Kroll¹⁴⁰, J. Kroll¹³⁶, K.S. Krowpman¹⁰⁷, U. Kruchonak⁸⁰, H. Krüger²⁴, N. Krumnack⁷⁹, M.C. Kruse⁴⁹,
 J.A. Krzysiak⁸⁵, O. Kuchinskaia¹⁶⁵, S. Kuday^{4b}, J.T. Kuechler⁴⁶, S. Kuehn³⁶, A. Kugel^{161a}, T. Kuhl⁴⁶,
 V. Kukhtin⁸⁰, Y. Kulchitsky^{108,ad}, S. Kuleshov^{146b}, Y.P. Kulinich¹⁷², M. Kuna⁵⁸, T. Kunigo⁸⁶, A. Kupco¹⁴⁰,
 T. Kupfer⁴⁷, O. Kuprash⁵², H. Kurashige⁸³, L.L. Kurchaninov^{167a}, Y.A. Kurochkin¹⁰⁸, A. Kurova¹¹²,
 M.G. Kurth^{15a,15d}, E.S. Kuwertz³⁶, M. Kuze¹⁶⁴, A.K. Kvam¹⁴⁷, J. Kvita¹³⁰, T. Kwan¹⁰⁴, F. La Ruffa^{41b,41a},
 C. Lacasta¹⁷³, F. Lacava^{73a,73b}, D.P.J. Lack¹⁰¹, H. Lacker¹⁹, D. Lacour¹³⁵, E. Ladygin⁸⁰, R. Lafaye⁵,
 B. Laforge¹³⁵, T. Lagouri^{146b}, S. Lai⁵³, I.K. Lakomic^{84a}, J.E. Lambert¹²⁸, S. Lammers⁶⁶, W. Lampl⁷,
 C. Lampoudis¹⁶¹, E. Lançon²⁹, U. Landgraf⁵², M.P.J. Landon⁹³, M.C. Lanfermann⁵⁴, V.S. Lang⁵²,
 J.C. Lange⁵³, R.J. Langenberg¹⁰³, A.J. Lankford¹⁷⁰, F. Lanni²⁹, K. Lantzsich²⁴, A. Lanza^{71a},

A. Lapertosa^{55b,55a}, S. Laplace¹³⁵, J.F. Laporte¹⁴⁴, T. Lari^{69a}, F. Lasagni Manghi^{23b,23a}, M. Lassnig³⁶,
 T.S. Lau^{63a}, A. Laudrain⁶⁵, A. Laurier³⁴, M. Lavorgna^{70a,70b}, S.D. Lawlor⁹⁴, M. Lazzaroni^{69a,69b}, B. Le¹⁰¹,
 E. Le Guirriec¹⁰², A. Lebedev⁷⁹, M. LeBlanc⁷, T. LeCompte⁶, F. Ledroit-Guillon⁵⁸, A.C.A. Lee⁹⁵,
 C.A. Lee²⁹, G.R. Lee¹⁷, L. Lee⁵⁹, S.C. Lee¹⁵⁷, S. Lee⁷⁹, B. Lefebvre^{167a}, H.P. Lefebvre⁹⁴, M. Lefebvre¹⁷⁵,
 C. Leggett¹⁸, K. Lehmann¹⁵¹, N. Lehmann²⁰, G. Lehmann Miotto³⁶, W.A. Leight⁴⁶, A. Leisos^{161,t},
 M.A.L. Leite^{81d}, C.E. Leitgeb¹¹⁴, R. Leitner¹⁴², D. Lellouch^{179,*}, K.J.C. Leney⁴², T. Lenz²⁴, S. Leone^{72a},
 C. Leonidopoulos⁵⁰, A. Leopold¹³⁵, C. Leroy¹¹⁰, R. Les¹⁶⁶, C.G. Lester³², M. Levchenko¹³⁷, J. Levêque⁵,
 D. Levin¹⁰⁶, L.J. Levinson¹⁷⁹, D.J. Lewis²¹, B. Li^{15b}, B. Li¹⁰⁶, C-Q. Li^{60a}, F. Li^{60c}, H. Li^{60a}, H. Li^{60b},
 J. Li^{60c}, K. Li¹⁴⁷, L. Li^{60c}, M. Li^{15a,15d}, Q. Li^{15a,15d}, Q.Y. Li^{60a}, S. Li^{60d,60c}, X. Li⁴⁶, Y. Li⁴⁶, Z. Li^{60b},
 Z. Li¹³⁴, Z. Li¹⁰⁴, Z. Liang^{15a}, M. Liberatore⁴⁶, B. Liberti^{74a}, A. Liblong¹⁶⁶, K. Lie^{63c}, S. Lim²⁹,
 C.Y. Lin³², K. Lin¹⁰⁷, R.A. Linck⁶⁶, R.E. Lindley⁷, J.H. Lindon²¹, A. Linss⁴⁶, A.L. Lioni⁵⁴, E. Lipeles¹³⁶,
 A. Lipniacka¹⁷, T.M. Liss^{172,aj}, A. Lister¹⁷⁴, J.D. Little⁸, B. Liu⁷⁹, B.L. Liu⁶, H.B. Liu²⁹, J.B. Liu^{60a},
 J.K.K. Liu³⁷, K. Liu^{60d}, M. Liu^{60a}, P. Liu^{15a}, Y. Liu⁴⁶, Y. Liu^{15a,15d}, Y.L. Liu¹⁰⁶, Y.W. Liu^{60a},
 M. Livan^{71a,71b}, A. Lleres⁵⁸, J. Llorente Merino¹⁵¹, S.L. Lloyd⁹³, C.Y. Lo^{63b}, E.M. Lobodzinska⁴⁶,
 P. Loch⁷, S. Loffredo^{74a,74b}, T. Lohse¹⁹, K. Lohwasser¹⁴⁸, M. Lokajicek¹⁴⁰, J.D. Long¹⁷², R.E. Long⁹⁰,
 L. Longo³⁶, K.A. Looper¹²⁷, I. Lopez Paz¹⁰¹, A. Lopez Solis¹⁴⁸, J. Lorenz¹¹⁴, N. Lorenzo Martinez⁵,
 A.M. Lory¹¹⁴, P.J. Lösel¹¹⁴, A. Lösle⁵², X. Lou⁴⁶, X. Lou^{15a}, A. Lounis⁶⁵, J. Love⁶, P.A. Love⁹⁰,
 J.J. Lozano Bahilo¹⁷³, M. Lu^{60a}, Y.J. Lu⁶⁴, H.J. Lubatti¹⁴⁷, C. Luci^{73a,73b}, F.L. Lucio Alves^{15c},
 A. Lucotte⁵⁸, F. Luehring⁶⁶, I. Luise¹³⁵, L. Luminari^{73a}, B. Lund-Jensen¹⁵³, M.S. Lutz¹⁶⁰, D. Lynn²⁹,
 H. Lyons⁹¹, R. Lysak¹⁴⁰, E. Lytken⁹⁷, F. Lyu^{15a}, V. Lyubushkin⁸⁰, T. Lyubushkina⁸⁰, H. Ma²⁹, L.L. Ma^{60b},
 Y. Ma⁹⁵, D.M. Mac Donell¹⁷⁵, G. Maccarrone⁵¹, A. Macchiolo¹¹⁵, C.M. Macdonald¹⁴⁸, J.C. Macdonald¹⁴⁸,
 J. Machado Miguens¹³⁶, D. Madaffari¹⁷³, R. Madar³⁸, W.F. Mader⁴⁸, M. Madugoda Ralalage Don¹²⁹,
 N. Madysa⁴⁸, J. Maeda⁸³, T. Maeno²⁹, M. Maerker⁴⁸, V. Magerl⁵², N. Magini⁷⁹, J. Magro^{67a,67c,q},
 D.J. Mahon³⁹, C. Maidantchik^{81b}, T. Maier¹¹⁴, A. Maio^{139a,139b,139d}, K. Maj^{84a}, O. Majersky^{28a},
 S. Majewski¹³¹, Y. Makida⁸², N. Makovec⁶⁵, B. Malaescu¹³⁵, Pa. Malecki⁸⁵, V.P. Maleev¹³⁷, F. Malek⁵⁸,
 U. Mallik⁷⁸, D. Malon⁶, C. Malone³², S. Maltezos¹⁰, S. Malyukov⁸⁰, J. Mamuzic¹⁷³, G. Mancini^{70a,70b},
 I. Mandić⁹², L. Manhaes de Andrade Filho^{81a}, I.M. Maniatis¹⁶¹, J. Manjarres Ramos⁴⁸, K.H. Mankinen⁹⁷,
 A. Mann¹¹⁴, A. Manousos⁷⁷, B. Mansoulie¹⁴⁴, I. Mantos¹⁶¹, S. Manzoni¹²⁰, A. Marantis¹⁶¹,
 G. Marceca³⁰, L. Marchese¹³⁴, G. Marchiori¹³⁵, M. Marcisovsky¹⁴⁰, L. Maccioia^{74a,74b}, C. Marcon⁹⁷,
 C.A. Marin Tobon³⁶, M. Marjanovic¹²⁸, Z. Marshall¹⁸, M.U.F. Martensson¹⁷¹, S. Marti-Garcia¹⁷³,
 C.B. Martin¹²⁷, T.A. Martin¹⁷⁷, V.J. Martin⁵⁰, B. Martin dit Latour¹⁷, L. Martinelli^{75a,75b}, M. Martinez^{14,v},
 P. Martinez Agullo¹⁷³, V.I. Martinez Outschoorn¹⁰³, S. Martin-Haugh¹⁴³, V.S. Martoiu^{27b},
 A.C. Martyniuk⁹⁵, A. Marzin³⁶, S.R. Maschek¹¹⁵, L. Masetti¹⁰⁰, T. Mashimo¹⁶², R. Mashinistov¹¹¹,
 J. Masik¹⁰¹, A.L. Maslennikov^{122b,122a}, L. Massa^{23b,23a}, P. Massarotti^{70a,70b}, P. Mastrandrea^{72a,72b},
 A. Mastroberardino^{41b,41a}, T. Masubuchi¹⁶², D. Matakias²⁹, A. Matic¹¹⁴, N. Matsuzawa¹⁶², P. Mättig²⁴,
 J. Maurer^{27b}, B. Maček⁹², D.A. Maximov^{122b,122a}, R. Mazini¹⁵⁷, I. Maznas¹⁶¹, S.M. Mazza¹⁴⁵,
 J.P. Mc Gowan¹⁰⁴, S.P. Mc Kee¹⁰⁶, T.G. McCarthy¹¹⁵, W.P. McCormack¹⁸, E.F. McDonald¹⁰⁵,
 J.A. Mcfayden³⁶, G. Mchedlidze^{158b}, M.A. McKay⁴², K.D. McLean¹⁷⁵, S.J. McMahon¹⁴³,
 P.C. McNamara¹⁰⁵, C.J. McNicol¹⁷⁷, R.A. McPherson^{175,aa}, J.E. Mdhuli^{33e}, Z.A. Meadows¹⁰³,
 S. Meehan³⁶, T. Megy³⁸, S. Mehlhase¹¹⁴, A. Mehta⁹¹, B. Meirose⁴³, D. Melini¹⁵⁹, B.R. Mellado Garcia^{33e},
 J.D. Mellenthin⁵³, M. Melo^{28a}, F. Meloni⁴⁶, A. Melzer²⁴, E.D. Mendes Gouveia^{139a,139e}, L. Meng³⁶,
 X.T. Meng¹⁰⁶, S. Menke¹¹⁵, E. Meoni^{41b,41a}, S. Mergelmeyer¹⁹, S.A.M. Merkt¹³⁸, C. Merlassino¹³⁴,
 P. Mermod⁵⁴, L. Merola^{70a,70b}, C. Meroni^{69a}, G. Merz¹⁰⁶, O. Meshkov^{113,111}, J.K.R. Meshreki¹⁵⁰,
 J. Metcalfe⁶, A.S. Mete⁶, C. Meyer⁶⁶, J-P. Meyer¹⁴⁴, F. Miano¹⁵⁵, M. Michetti¹⁹, R.P. Middleton¹⁴³,
 L. Mijović⁵⁰, G. Mikenberg¹⁷⁹, M. Mikestikova¹⁴⁰, M. Mikuž⁹², H. Mildner¹⁴⁸, M. Milesi¹⁰⁵, A. Milic¹⁶⁶,
 C.D. Milke⁴², D.W. Miller³⁷, A. Milov¹⁷⁹, D.A. Milstead^{45a,45b}, R.A. Mina¹⁵², A.A. Minaenko¹²³,
 I.A. Minashvili^{158b}, A.I. Mincer¹²⁵, B. Mindur^{84a}, M. Mineev⁸⁰, Y. Minegishi¹⁶², L.M. Mir¹⁴,

M. Mironova¹³⁴, A. Mirto^{68a,68b}, K.P. Mistry¹³⁶, T. Mitani¹⁷⁸, J. Mitrevski¹¹⁴, V.A. Mitsou¹⁷³,
M. Mittal^{60c}, O. Miu¹⁶⁶, A. Miucci²⁰, P.S. Miyagawa⁹³, A. Mizukami⁸², J.U. Mjörnmark⁹⁷,
T. Mkrtchyan^{61a}, M. Mlynarikova¹⁴², T. Moa^{45a,45b}, S. Mobius⁵³, K. Mochizuki¹¹⁰, P. Mogg¹¹⁴,
S. Mohapatra³⁹, R. Moles-Valls²⁴, K. Mönig⁴⁶, E. Monnier¹⁰², A. Montalbano¹⁵¹, J. Montejo Berlingen³⁶,
M. Montella⁹⁵, F. Monticelli⁸⁹, S. Monzani^{69a}, N. Morange⁶⁵, D. Moreno^{22a}, M. Moreno Llácer¹⁷³,
C. Moreno Martinez¹⁴, P. Morettini^{55b}, M. Morgenstern¹⁵⁹, S. Morgenstern⁴⁸, D. Mori¹⁵¹, M. Morii⁵⁹,
M. Morinaga¹⁷⁸, V. Morisbak¹³³, A.K. Morley³⁶, G. Mornacchi³⁶, A.P. Morris⁹⁵, L. Morvaj¹⁵⁴,
P. Moschovakos³⁶, B. Moser¹²⁰, M. Mosidze^{158b}, T. Moskalets¹⁴⁴, H.J. Moss¹⁴⁸, J. Moss^{31,m},
E.J.W. Moyse¹⁰³, S. Muanza¹⁰², J. Mueller¹³⁸, R.S.P. Mueller¹¹⁴, D. Muenstermann⁹⁰, G.A. Mullier⁹⁷,
D.P. Mungo^{69a,69b}, J.L. Munoz Martinez¹⁴, F.J. Munoz Sanchez¹⁰¹, P. Murin^{28b}, W.J. Murray^{177,143},
A. Murrone^{69a,69b}, J.M. Muse¹²⁸, M. Muškinja¹⁸, C. Mwewa^{33a}, A.G. Myagkov^{123,af}, A.A. Myers¹³⁸,
J. Myers¹³¹, M. Myska¹⁴¹, B.P. Nachman¹⁸, O. Nackenhorst⁴⁷, A.Nag Nag⁴⁸, K. Nagai¹³⁴, K. Nagano⁸²,
Y. Nagasaka⁶², J.L. Nagle²⁹, E. Nagy¹⁰², A.M. Nairz³⁶, Y. Nakahama¹¹⁷, K. Nakamura⁸², T. Nakamura¹⁶²,
H. Nanjo¹³², F. Napolitano^{61a}, R.F. Naranjo Garcia⁴⁶, R. Narayan⁴², I. Naryshkin¹³⁷, T. Naumann⁴⁶,
G. Navarro^{22a}, P.Y. Nechaeva¹¹¹, F. Nechansky⁴⁶, T.J. Neep²¹, A. Negri^{71a,71b}, M. Negrini^{23b}, C. Nellist¹¹⁹,
C. Nelson¹⁰⁴, M.E. Nelson^{45a,45b}, S. Nemecek¹⁴⁰, M. Nessi^{36,e}, M.S. Neubauer¹⁷², F. Neuhaus¹⁰⁰,
M. Neumann¹⁸¹, R. Newhouse¹⁷⁴, P.R. Newman²¹, C.W. Ng¹³⁸, Y.S. Ng¹⁹, Y.W.Y. Ng¹⁷⁰, B. Ngair^{35e},
H.D.N. Nguyen¹⁰², T. Nguyen Manh¹¹⁰, E. Nibigira³⁸, R.B. Nickerson¹³⁴, R. Nicolaidou¹⁴⁴,
D.S. Nielsen⁴⁰, J. Nielsen¹⁴⁵, M. Niemeyer⁵³, N. Nikiforou¹¹, V. Nikolaenko^{123,af}, I. Nikolic-Audit¹³⁵,
K. Nikolopoulos²¹, P. Nilsson²⁹, H.R. Nindhito⁵⁴, Y. Ninomiya⁸², A. Nisati^{73a}, N. Nishu^{60c}, R. Nisius¹¹⁵,
I. Nitsche⁴⁷, T. Nitta¹⁷⁸, T. Nobe¹⁶², D.L. Noel³², Y. Noguchi⁸⁶, I. Nomidis¹³⁵, M.A. Nomura²⁹,
M. Nordberg³⁶, J. Novak⁹², T. Novak⁹², O. Novgorodova⁴⁸, R. Novotny¹⁴¹, L. Nozka¹³⁰, K. Ntekas¹⁷⁰,
E. Nurse⁹⁵, F.G. Oakham^{34.ak}, H. Oberlack¹¹⁵, J. Ocariz¹³⁵, A. Ochi⁸³, I. Ochoa³⁹, J.P. Ochoa-Ricoux^{146a},
K. O'Connor²⁶, S. Oda⁸⁸, S. Odaka⁸², S. Oerdek⁵³, A. Ogrodnik^{84a}, A. Oh¹⁰¹, S.H. Oh⁴⁹, C.C. Ohm¹⁵³,
H. Oide¹⁶⁴, M.L. Ojeda¹⁶⁶, H. Okawa¹⁶⁸, Y. Okazaki⁸⁶, M.W. O'Keefe⁹¹, Y. Okumura¹⁶², T. Okuyama⁸²,
A. Olariu^{27b}, L.F. Oleiro Seabra^{139a}, S.A. Olivares Pino^{146a}, D. Oliveira Damazio²⁹, J.L. Oliver¹,
M.J.R. Olsson¹⁷⁰, A. Olszewski⁸⁵, J. Olszowska⁸⁵, D.C. O'Neil¹⁵¹, A.P. O'Neill¹³⁴, A. Onofre^{139a,139e},
P.U.E. Onyisi¹¹, H. Oppen¹³³, R.G. Oreamuno Madriz¹²¹, M.J. Oreglia³⁷, G.E. Orellana⁸⁹,
D. Orestano^{75a,75b}, N. Orlando¹⁴, R.S. Orr¹⁶⁶, V. O'Shea⁵⁷, R. Ospanov^{60a}, G. Otero y Garzon³⁰,
H. Otono⁸⁸, P.S. Ott^{61a}, G.J. Ottino¹⁸, M. Ouchrif^{35d}, J. Ouellette²⁹, F. Ould-Saada¹³³, A. Ouraou¹⁴⁴,
Q. Ouyang^{15a}, M. Owen⁵⁷, R.E. Owen²¹, V.E. Ozcan^{12c}, N. Ozturk⁸, J. Pacalt¹³⁰, H.A. Pacey³²,
K. Pachal⁴⁹, A. Pacheco Pages¹⁴, C. Padilla Aranda¹⁴, S. Pagan Griso¹⁸, G. Palacino⁶⁶, S. Palazzo⁵⁰,
S. Palestini³⁶, M. Palka^{84b}, D. Pallin³⁸, P. Palni^{84a}, C.E. Pandini⁵⁴, J.G. Panduro Vazquez⁹⁴, P. Pani⁴⁶,
G. Panizzo^{67a,67c}, L. Paolozzi⁵⁴, C. Papadatos¹¹⁰, K. Papageorgiou^{9.g}, S. Parajuli⁴², A. Paramonov⁶,
C. Paraskevopoulos¹⁰, D. Paredes Hernandez^{63b}, S.R. Paredes Saenz¹³⁴, B. Parida¹⁷⁹, T.H. Park¹⁶⁶,
A.J. Parker³¹, M.A. Parker³², F. Parodi^{55b,55a}, E.W. Parrish¹²¹, J.A. Parsons³⁹, U. Parzefall⁵²,
L. Pascual Dominguez¹³⁵, V.R. Pascuzzi¹⁸, J.M.P. Pasner¹⁴⁵, F. Pasquali¹²⁰, E. Pasqualucci^{73a},
S. Passaggio^{55b}, F. Pastore⁹⁴, P. Pasuwan^{45a,45b}, S. Patariaia¹⁰⁰, J.R. Pater¹⁰¹, A. Pathak^{180,i}, J. Patton⁹¹,
T. Pauly³⁶, J. Pearkes¹⁵², B. Pearson¹¹⁵, M. Pedersen¹³³, L. Pedraza Diaz¹¹⁹, R. Pedro^{139a}, T. Peiffer⁵³,
S.V. Peleganchuk^{122b,122a}, O. Penc¹⁴⁰, H. Peng^{60a}, B.S. Peralva^{81a}, M.M. Perego⁶⁵,
A.P. Pereira Peixoto^{139a}, L. Pereira Sanchez^{45a,45b}, D.V. Perepelitsa²⁹, E. Perez Codina^{167a}, F. Peri¹⁹,
L. Perini^{69a,69b}, H. Pernegger³⁶, S. Perrella^{139a}, A. Perrevoort¹²⁰, K. Peters⁴⁶, R.F.Y. Peters¹⁰¹,
B.A. Petersen³⁶, T.C. Petersen⁴⁰, E. Petit¹⁰², A. Petridis¹, C. Petridou¹⁶¹, P. Petroff⁶⁵, F. Petrucci^{75a,75b},
M. Pettee¹⁸², N.E. Pettersson¹⁰³, K. Petukhova¹⁴², A. Peyaud¹⁴⁴, R. Pezoa^{146d}, L. Pezzotti^{71a,71b},
T. Pham¹⁰⁵, F.H. Phillips¹⁰⁷, P.W. Phillips¹⁴³, M.W. Phipps¹⁷², G. Piacquadio¹⁵⁴, E. Pianori¹⁸,
A. Picazio¹⁰³, R.H. Pickles¹⁰¹, R. Piegaia³⁰, D. Pietreanu^{27b}, J.E. Pilcher³⁷, A.D. Pilkington¹⁰¹,
M. Pinamonti^{67a,67c}, J.L. Pinfold³, C. Pitman Donaldson⁹⁵, M. Pitt¹⁶⁰, L. Pizzimento^{74a,74b}, M.-A. Pleier²⁹,

V. Pleskot¹⁴², E. Plotnikova⁸⁰, P. Podberezko^{122b,122a}, R. Poettgen⁹⁷, R. Poggi⁵⁴, L. Poggioli¹³⁵, I. Pogrebnyak¹⁰⁷, D. Pohl²⁴, I. Pokharel⁵³, G. Polesello^{71a}, A. Poley¹⁸, A. Policicchio^{73a,73b}, R. Polifka¹⁴², A. Polini^{23b}, C.S. Pollard⁴⁶, V. Polychronakos²⁹, D. Ponomarenko¹¹², L. Pontecorvo³⁶, S. Popa^{27a}, G.A. Popeneciu^{27d}, L. Portales⁵, D.M. Portillo Quintero⁵⁸, S. Pospisil¹⁴¹, K. Potamianos⁴⁶, I.N. Potrap⁸⁰, C.J. Potter³², H. Potti¹¹, T. Poulsen⁹⁷, J. Poveda¹⁷³, T.D. Powell¹⁴⁸, G. Pownall⁴⁶, M.E. Pozo Astigarraga³⁶, P. Pralavorio¹⁰², S. Prell⁷⁹, D. Price¹⁰¹, M. Primavera^{68a}, M.L. Proffitt¹⁴⁷, N. Proklova¹¹², K. Prokofiev^{63c}, F. Prokoshin⁸⁰, S. Protopopescu²⁹, J. Proudfoot⁶, M. Przybycien^{84a}, D. Pudzha¹³⁷, A. Puri¹⁷², P. Puzo⁶⁵, D. Pyatiizbyantseva¹¹², J. Qian¹⁰⁶, Y. Qin¹⁰¹, A. Quadt⁵³, M. Queitsch-Maitland³⁶, A. Qureshi¹, M. Racko^{28a}, F. Ragusa^{69a,69b}, G. Rahal⁹⁸, J.A. Raine⁵⁴, S. Rajagopalan²⁹, A. Ramirez Morales⁹³, K. Ran^{15a,15d}, T. Rashid⁶⁵, D.M. Rauch⁴⁶, F. Rauscher¹¹⁴, S. Rave¹⁰⁰, B. Ravina¹⁴⁸, I. Ravinovich¹⁷⁹, J.H. Rawling¹⁰¹, M. Raymond³⁶, A.L. Read¹³³, N.P. Readioff⁵⁸, M. Reale^{68a,68b}, D.M. Rebuzzi^{71a,71b}, G. Redlinger²⁹, K. Reeves⁴³, J. Reichert¹³⁶, D. Reikher¹⁶⁰, A. Reiss¹⁰⁰, A. Rej¹⁵⁰, C. Rembser³⁶, A. Renardi⁴⁶, M. Renda^{27b}, M.B. Rendel¹¹⁵, S. Resconi^{69a}, E.D. Resseguie¹⁸, S. Rettie⁹⁵, B. Reynolds¹²⁷, E. Reynolds²¹, O.L. Rezanova^{122b,122a}, P. Reznicek¹⁴², E. Ricci^{76a,76b}, R. Richter¹¹⁵, S. Richter⁴⁶, E. Richter-Was^{84b}, M. Ridel¹³⁵, P. Rieck¹¹⁵, O. Rifki⁴⁶, M. Rijssenbeek¹⁵⁴, A. Rimoldi^{71a,71b}, M. Rimoldi⁴⁶, L. Rinaldi^{23b}, T.T. Rinn¹⁷², G. Ripellino¹⁵³, I. Riu¹⁴, P. Rivadeneira⁴⁶, J.C. Rivera Vergara¹⁷⁵, F. Rizatdinova¹²⁹, E. Rizvi⁹³, C. Rizzi³⁶, S.H. Robertson^{104,aa}, M. Robin⁴⁶, D. Robinson³², C.M. Robles Gajardo^{146d}, M. Robles Manzano¹⁰⁰, A. Robson⁵⁷, A. Rocchi^{74a,74b}, E. Rocco¹⁰⁰, C. Roda^{72a,72b}, S. Rodriguez Bosca¹⁷³, A.M. Rodríguez Vera^{167b}, S. Roe³⁶, J. Roggel¹⁸¹, O. Røhne¹³³, R. Röhrig¹¹⁵, R.A. Rojas^{146d}, B. Roland⁵², C.P.A. Roland⁶⁶, J. Roloff²⁹, A. Romaniouk¹¹², M. Romano^{23b,23a}, N. Rompotis⁹¹, M. Ronzani¹²⁵, L. Roos¹³⁵, S. Rosati^{73a}, G. Rosin¹⁰³, B.J. Rosser¹³⁶, E. Rossi⁴⁶, E. Rossi^{75a,75b}, E. Rossi^{70a,70b}, L.P. Rossi^{55b}, L. Rossini^{69a,69b}, R. Rosten¹⁴, M. Rotaru^{27b}, B. Rottler⁵², D. Rousseau⁶⁵, G. Rovelli^{71a,71b}, A. Roy¹¹, D. Roy^{33e}, A. Rozanov¹⁰², Y. Rozen¹⁵⁹, X. Ruan^{33e}, F. Rühr⁵², A. Ruiz-Martinez¹⁷³, A. Rummler³⁶, Z. Rurikova⁵², N.A. Rusakovich⁸⁰, H.L. Russell¹⁰⁴, L. Rustige^{38,47}, J.P. Rutherford⁷, E.M. Rüttinger¹⁴⁸, M. Rybar³⁹, G. Rybkin⁶⁵, E.B. Rye¹³³, A. Ryzhov¹²³, J.A. Sabater Iglesias⁴⁶, P. Sabatini⁵³, S. Sacerdoti⁶⁵, H.F.W. Sadrozinski¹⁴⁵, R. Sadykov⁸⁰, F. Safai Tehrani^{73a}, B. Safarzadeh Samani¹⁵⁵, M. Safdari¹⁵², P. Saha¹²¹, S. Saha¹⁰⁴, M. Sahinsoy¹¹⁵, A. Sahu¹⁸¹, M. Saimpert³⁶, M. Saito¹⁶², T. Saito¹⁶², H. Sakamoto¹⁶², D. Salamani⁵⁴, G. Salamanna^{75a,75b}, A. Salnikov¹⁵², J. Salt¹⁷³, A. Salvador Salas¹⁴, D. Salvatore^{41b,41a}, F. Salvatore¹⁵⁵, A. Salvucci^{63a,63b,63c}, A. Salzburger³⁶, J. Samarati³⁶, D. Sammel⁵², D. Sampsonidis¹⁶¹, D. Sampsonidou¹⁶¹, J. Sánchez¹⁷³, A. Sanchez Pineda^{67a,36,67c}, H. Sandaker¹³³, C.O. Sander⁴⁶, I.G. Sanderswood⁹⁰, M. Sandhoff¹⁸¹, C. Sandoval^{22a}, D.P.C. Sankey¹⁴³, M. Sannino^{55b,55a}, Y. Sano¹¹⁷, A. Sansoni⁵¹, C. Santoni³⁸, H. Santos^{139a,139b}, S.N. Santpur¹⁸, A. Santra¹⁷³, A. Saprnov⁸⁰, J.G. Saraiva^{139a,139d}, O. Sasaki⁸², K. Sato¹⁶⁸, F. Sauerburger⁵², E. Sauvan⁵, P. Savard^{166,ak}, R. Sawada¹⁶², C. Sawyer¹⁴³, L. Sawyer^{96,ae}, I. Sayago Galvan¹⁷³, C. Sbarra^{23b}, A. Sbrizzi^{67a,67c}, T. Scanlon⁹⁵, J. Schaarschmidt¹⁴⁷, P. Schacht¹¹⁵, D. Schaefer³⁷, L. Schaefer¹³⁶, S. Schaepe³⁶, U. Schäfer¹⁰⁰, A.C. Schaffer⁶⁵, D. Schaile¹¹⁴, R.D. Schamberger¹⁵⁴, E. Schanet¹¹⁴, N. Scharmberg¹⁰¹, V.A. Schegelsky¹³⁷, D. Scheirich¹⁴², F. Schenck¹⁹, M. Schernau¹⁷⁰, C. Schiavi^{55b,55a}, L.K. Schildgen²⁴, Z.M. Schillaci²⁶, E.J. Schioppa^{68a,68b}, M. Schioppa^{41b,41a}, K.E. Schleicher⁵², S. Schlenker³⁶, K.R. Schmidt-Sommerfeld¹¹⁵, K. Schmieden³⁶, C. Schmitt¹⁰⁰, S. Schmitt⁴⁶, J.C. Schmoedel⁴⁶, L. Schoeffel¹⁴⁴, A. Schoening^{61b}, P.G. Scholer⁵², E. Schopf¹³⁴, M. Schott¹⁰⁰, J.F.P. Schouwenberg¹¹⁹, J. Schovancova³⁶, S. Schramm⁵⁴, F. Schroeder¹⁸¹, A. Schulte¹⁰⁰, H-C. Schultz-Coulon^{61a}, M. Schumacher⁵², B.A. Schumm¹⁴⁵, Ph. Schune¹⁴⁴, A. Schwartzman¹⁵², T.A. Schwarz¹⁰⁶, Ph. Schwemling¹⁴⁴, R. Schwienhorst¹⁰⁷, A. Sciandra¹⁴⁵, G. Sciolla²⁶, M. Scodreggio⁴⁶, M. Scornajenghi^{41b,41a}, F. Scuri^{72a}, F. Scutti¹⁰⁵, L.M. Scyboz¹¹⁵, C.D. Sebastiani⁹¹, P. Seema¹⁹, S.C. Seidel¹¹⁸, A. Seiden¹⁴⁵, B.D. Seidlitz²⁹, T. Seiss³⁷, C. Seitz⁴⁶, J.M. Seixas^{81b}, G. Sekhniadze^{70a}, S.J. Sekula⁴², N. Semprini-Cesari^{23b,23a}, S. Sen⁴⁹, C. Serfon²⁹, L. Serin⁶⁵, L. Serkin^{67a,67b}, M. Sessa^{60a},

H. Severini¹²⁸, S. Sevova¹⁵², F. Sforza^{55b,55a}, A. Sfyrila⁵⁴, E. Shabalina⁵³, J.D. Shahinian¹⁴⁵, N.W. Shaikh^{45a,45b}, D. Shaked Renous¹⁷⁹, L.Y. Shan^{15a}, M. Shapiro¹⁸, A. Sharma¹³⁴, A.S. Sharma¹, P.B. Shatalov¹²⁴, K. Shaw¹⁵⁵, S.M. Shaw¹⁰¹, M. Shehade¹⁷⁹, Y. Shen¹²⁸, A.D. Sherman²⁵, P. Sherwood⁹⁵, L. Shi⁹⁵, S. Shimizu⁸², C.O. Shimmin¹⁸², Y. Shimogama¹⁷⁸, M. Shimojima¹¹⁶, I.P.J. Shipsey¹³⁴, S. Shirabe¹⁶⁴, M. Shiyakova^{80,y}, J. Shlomi¹⁷⁹, A. Shmeleva¹¹¹, M.J. Shochet³⁷, J. Shojaii¹⁰⁵, D.R. Shope¹²⁸, S. Shrestha¹²⁷, E.M. Shrif^{33e}, E. Shulga¹⁷⁹, P. Sicho¹⁴⁰, A.M. Sickles¹⁷², E. Sideras Haddad^{33e}, O. Sidiropoulou³⁶, A. Sidoti^{23b,23a}, F. Siegert⁴⁸, Dj. Sijacki¹⁶, M.Jr. Silva¹⁸⁰, M.V. Silva Oliveira³⁶, S.B. Silverstein^{45a}, S. Simion⁶⁵, R. Simoniello¹⁰⁰, C.J. Simpson-allsoy²¹, S. Simsek^{12b}, P. Sinervo¹⁶⁶, V. Sinetckii¹¹³, S. Singh¹⁵¹, M. Sioli^{23b,23a}, I. Siral¹³¹, S.Yu. Sivoklov¹¹³, J. Sjölin^{45a,45b}, A. Skaf⁵³, E. Skorda⁹⁷, P. Skubic¹²⁸, M. Slawinska⁸⁵, K. Sliwa¹⁶⁹, R. Slovak¹⁴², V. Smakhtin¹⁷⁹, B.H. Smart¹⁴³, J. Smiesko^{28b}, N. Smirnov¹¹², S.Yu. Smirnov¹¹², Y. Smirnov¹¹², L.N. Smirnova^{113,r}, O. Smirnova⁹⁷, H.A. Smith¹³⁴, M. Smizanska⁹⁰, K. Smolek¹⁴¹, A. Smykiewicz⁸⁵, A.A. Snesarev¹¹¹, H.L. Snoek¹²⁰, I.M. Snyder¹³¹, S. Snyder²⁹, R. Sobie^{175,aa}, A. Soffer¹⁶⁰, A. Søggaard⁵⁰, F. Sohns⁵³, C.A. Solans Sanchez³⁶, E.Yu. Soldatov¹¹², U. Soldevila¹⁷³, A.A. Solodkov¹²³, A. Soloshenko⁸⁰, O.V. Solovyanov¹²³, V. Solovyev¹³⁷, P. Sommer¹⁴⁸, H. Son¹⁶⁹, W. Song¹⁴³, W.Y. Song^{167b}, A. Sopczak¹⁴¹, A.L. Sopio⁹⁵, F. Sopkova^{28b}, S. Sottocornola^{71a,71b}, R. Soualah^{67a,67c}, A.M. Soukharev^{122b,122a}, D. South⁴⁶, S. Spagnolo^{68a,68b}, M. Spalla¹¹⁵, M. Spangenberg¹⁷⁷, F. Spanò⁹⁴, D. Sperlich⁵², T.M. Spieker^{61a}, G. Spigo³⁶, M. Spina¹⁵⁵, D.P. Spiteri⁵⁷, M. Spousta¹⁴², A. Stabile^{69a,69b}, B.L. Stamas¹²¹, R. Stamen^{61a}, M. Stamenkovic¹²⁰, E. Stanecka⁸⁵, B. Stanislaus¹³⁴, M.M. Stanitzki⁴⁶, M. Stankaityte¹³⁴, B. Stapf¹²⁰, E.A. Starchenko¹²³, G.H. Stark¹⁴⁵, J. Stark⁵⁸, P. Staroba¹⁴⁰, P. Starovoitov^{61a}, S. Stärz¹⁰⁴, R. Staszewski⁸⁵, G. Stavropoulos⁴⁴, M. Stegler⁴⁶, P. Steinberg²⁹, A.L. Steinhebel¹³¹, B. Stelzer¹⁵¹, H.J. Stelzer¹³⁸, O. Stelzer-Chilton^{167a}, H. Stenzel⁵⁶, T.J. Stevenson¹⁵⁵, G.A. Stewart³⁶, M.C. Stockton³⁶, G. Stoicea^{27b}, M. Stolarski^{139a}, S. Stonjek¹¹⁵, A. Straessner⁴⁸, J. Strandberg¹⁵³, S. Strandberg^{45a,45b}, M. Strauss¹²⁸, T. Strebler¹⁰², P. Strizenec^{28b}, R. Ströhmer¹⁷⁶, D.M. Strom¹³¹, R. Stroynowski⁴², A. Strubig⁵⁰, S.A. Stucci²⁹, B. Stugu¹⁷, J. Stupak¹²⁸, N.A. Styles⁴⁶, D. Su¹⁵², W. Su^{60c}, S. Suchek^{61a}, V.V. Sulin¹¹¹, M.J. Sullivan⁹¹, D.M.S. Sultan⁵⁴, S. Sultansoy^{4c}, T. Sumida⁸⁶, S. Sun¹⁰⁶, X. Sun¹⁰¹, K. Suruliz¹⁵⁵, C.J.E. Suster¹⁵⁶, M.R. Sutton¹⁵⁵, S. Suzuki⁸², M. Svatos¹⁴⁰, M. Swiatlowski^{167a}, S.P. Swift², T. Swirski¹⁷⁶, A. Sydorenko¹⁰⁰, I. Sykora^{28a}, M. Sykora¹⁴², T. Sykora¹⁴², D. Ta¹⁰⁰, K. Tackmann^{46,w}, J. Taenzer¹⁶⁰, A. Taffard¹⁷⁰, R. Tafirout^{167a}, H. Takai²⁹, R. Takashima⁸⁷, K. Takeda⁸³, T. Takeshita¹⁴⁹, E.P. Takeva⁵⁰, Y. Takubo⁸², M. Talby¹⁰², A.A. Talyshev^{122b,122a}, K.C. Tam^{63b}, N.M. Tamir¹⁶⁰, J. Tanaka¹⁶², R. Tanaka⁶⁵, S. Tapia Araya¹⁷², S. Tapprogge¹⁰⁰, A. Tarek Abouelfadl Mohamed¹⁰⁷, S. Tarem¹⁵⁹, K. Tariq^{60b}, G. Tarna^{27b,d}, G.F. Tartarelli^{69a}, P. Tas¹⁴², M. Tasevsky¹⁴⁰, T. Tashiro⁸⁶, E. Tassi^{41b,41a}, A. Tavares Delgado^{139a}, Y. Tayalati^{35e}, A.J. Taylor⁵⁰, G.N. Taylor¹⁰⁵, W. Taylor^{167b}, H. Teagle⁹¹, A.S. Tee⁹⁰, R. Teixeira De Lima¹⁵², P. Teixeira-Dias⁹⁴, H. Ten Kate³⁶, J.J. Teoh¹²⁰, S. Terada⁸², K. Terashi¹⁶², J. Terron⁹⁹, S. Terzo¹⁴, M. Testa⁵¹, R.J. Teuscher^{166,aa}, S.J. Thais¹⁸², N. Themistokleous⁵⁰, T. Thevenaux-Pelzer⁴⁶, F. Thiele⁴⁰, D.W. Thomas⁹⁴, J.O. Thomas⁴², J.P. Thomas²¹, E.A. Thompson⁴⁶, P.D. Thompson²¹, E. Thomson¹³⁶, E.J. Thorpe⁹³, R.E. Ticse Torres⁵³, V.O. Tikhomirov^{111,ag}, Yu.A. Tikhonov^{122b,122a}, S. Timoshenko¹¹², P. Tipton¹⁸², S. Tisserant¹⁰², K. Todome^{23b,23a}, S. Todorova-Nova¹⁴², S. Todt⁴⁸, J. Tojo⁸⁸, S. Tokár^{28a}, K. Tokushuku⁸², E. Tolley¹²⁷, R. Tombs³², K.G. Tomiwa^{33e}, M. Tomoto¹¹⁷, L. Tompkins¹⁵², P. Tornambe¹⁰³, E. Torrence¹³¹, H. Torres⁴⁸, E. Torrò Pastor¹⁴⁷, C. Tosciri¹³⁴, J. Toth^{102,z}, D.R. Tovey¹⁴⁸, A. Traeet¹⁷, C.J. Treado¹²⁵, T. Trefzger¹⁷⁶, F. Tresoldi¹⁵⁵, A. Tricoli²⁹, I.M. Trigger^{167a}, S. Trincaz-Duvold¹³⁵, D.A. Trischuk¹⁷⁴, W. Trischuk¹⁶⁶, B. Trocme⁵⁸, A. Trofymov⁶⁵, C. Troncon^{69a}, F. Trovato¹⁵⁵, L. Truong^{33c}, M. Trzebinski⁸⁵, A. Trzupek⁸⁵, F. Tsai⁴⁶, J.C-L. Tseng¹³⁴, P.V. Tsiarehka^{108,ad}, A. Tsirigotis^{161,t}, V. Tsiskaridze¹⁵⁴, E.G. Tskhadadze^{158a}, M. Tsopoulou¹⁶¹, I.I. Tsukerman¹²⁴, V. Tsulaia¹⁸, S. Tsuno⁸², D. Tsybychev¹⁵⁴, Y. Tu^{63b}, A. Tudorache^{27b}, V. Tudorache^{27b}, T.T. Tulbure^{27a}, A.N. Tuna⁵⁹, S. Turchikhin⁸⁰, D. Turgeman¹⁷⁹, I. Turk Cakir^{4b},

R.J. Turner²¹, R.T. Turra^{69a}, P.M. Tuts³⁹, S. Tzamarias¹⁶¹, E. Tzovara¹⁰⁰, K. Uchida¹⁶², F. Ukegawa¹⁶⁸, G. Unal³⁶, A. Undrus²⁹, G. Unel¹⁷⁰, F.C. Ungaro¹⁰⁵, Y. Unno⁸², K. Uno¹⁶², J. Urban^{28b}, P. Urquijo¹⁰⁵, G. Usai⁸, Z. Uysal^{12d}, V. Vacek¹⁴¹, B. Vachon¹⁰⁴, K.O.H. Vadla¹³³, T. Vafeiadis³⁶, A. Vaidya⁹⁵, C. Valderanis¹¹⁴, E. Valdes Santurio^{45a,45b}, M. Valente⁵⁴, S. Valentineti^{23b,23a}, A. Valero¹⁷³, L. Valéry⁴⁶, R.A. Vallance²¹, A. Vallier³⁶, J.A. Valls Ferrer¹⁷³, T.R. Van Daalen¹⁴, P. Van Gemmeren⁶, I. Van Vulpen¹²⁰, M. Vanadia^{74a,74b}, W. Vandelli³⁶, M. Vandenbroucke¹⁴⁴, E.R. Vandewall¹²⁹, A. Vaniachine¹⁶⁵, D. Vannicola^{73a,73b}, R. Vari^{73a}, E.W. Varnes⁷, C. Varni^{55b,55a}, T. Varol¹⁵⁷, D. Varouchas⁶⁵, K.E. Varvell¹⁵⁶, M.E. Vasile^{27b}, G.A. Vasquez¹⁷⁵, F. Vazeille³⁸, D. Vazquez Furelos¹⁴, T. Vazquez Schroeder³⁶, J. Veatch⁵³, V. Vecchio¹⁰¹, M.J. Veen¹²⁰, L.M. Veloce¹⁶⁶, F. Veloso^{139a,139c}, S. Veneziano^{73a}, A. Ventura^{68a,68b}, N. Venturi³⁶, A. Verbytskyi¹¹⁵, V. Vercesi^{71a}, M. Verducci^{72a,72b}, C.M. Vergel Infante⁷⁹, C. Vergis²⁴, W. Verkerke¹²⁰, A.T. Vermeulen¹²⁰, J.C. Vermeulen¹²⁰, C. Vernieri¹⁵², M.C. Vetterli^{151,ak}, N. Viaux Maira^{146d}, T. Vickey¹⁴⁸, O.E. Vickey Boeriu¹⁴⁸, G.H.A. Viehhauser¹³⁴, L. Vignani^{61b}, M. Villa^{23b,23a}, M. Villaplana Perez³, E.M. Villhauer⁵⁰, E. Vilucchi⁵¹, M.G. Vincter³⁴, G.S. Virdee²¹, A. Vishwakarma⁵⁰, C. Vittori^{23b,23a}, I. Vivarelli¹⁵⁵, M. Vogel¹⁸¹, P. Vokac¹⁴¹, S.E. von Buddenbrock^{33e}, E. Von Toerne²⁴, V. Vorobel¹⁴², K. Vorobev¹¹², M. Vos¹⁷³, J.H. Vosseveld⁹¹, M. Vozak¹⁰¹, N. Vranjes¹⁶, M. Vranjes Milosavljevic¹⁶, V. Vrba¹⁴¹, M. Vreeswijk¹²⁰, R. Vuillermet³⁶, I. Vukotic³⁷, S. Wada¹⁶⁸, P. Wagner²⁴, W. Wagner¹⁸¹, J. Wagner-Kuhr¹¹⁴, S. Wahdan¹⁸¹, H. Wahlberg⁸⁹, R. Wakasa¹⁶⁸, V.M. Walbrecht¹¹⁵, J. Walder⁹⁰, R. Walker¹¹⁴, S.D. Walker⁹⁴, W. Walkowiak¹⁵⁰, V. Wallangen^{45a,45b}, A.M. Wang⁵⁹, A.Z. Wang¹⁸⁰, C. Wang^{60c}, F. Wang¹⁸⁰, H. Wang¹⁸, H. Wang³, J. Wang^{63a}, P. Wang⁴², Q. Wang¹²⁸, R.-J. Wang¹⁰⁰, R. Wang^{60a}, R. Wang⁶, S.M. Wang¹⁵⁷, W.T. Wang^{60a}, W. Wang^{15c}, W.X. Wang^{60a}, Y. Wang^{60a}, Z. Wang¹⁰⁶, C. Wanotayaroj⁴⁶, A. Warburton¹⁰⁴, C.P. Ward³², D.R. Wardrope⁹⁵, N. Warrack⁵⁷, A.T. Watson²¹, M.F. Watson²¹, G. Watts¹⁴⁷, B.M. Waugh⁹⁵, A.F. Webb¹¹, C. Weber²⁹, M.S. Weber²⁰, S.A. Weber³⁴, S.M. Weber^{61a}, A.R. Weidberg¹³⁴, J. Weingarten⁴⁷, M. Weirich¹⁰⁰, C. Weiser⁵², P.S. Wells³⁶, T. Wenaus²⁹, T. Wengler³⁶, S. Wenig³⁶, N. Wermes²⁴, M. Wessels^{61a}, T.D. Weston²⁰, K. Whalen¹³¹, N.L. Whallon¹⁴⁷, A.M. Wharton⁹⁰, A.S. White¹⁰⁶, A. White⁸, M.J. White¹, D. Whiteson¹⁷⁰, B.W. Whitmore⁹⁰, W. Wiedenmann¹⁸⁰, C. Wiel⁴⁸, M. Wielers¹⁴³, N. Wieseotte¹⁰⁰, C. Wiglesworth⁴⁰, L.A.M. Wiik-Fuchs⁵², H.G. Wilkens³⁶, L.J. Wilkins⁹⁴, H.H. Williams¹³⁶, S. Williams³², S. Willocq¹⁰³, P.J. Windischhofer¹³⁴, I. Wingerter-Seez⁵, E. Winkels¹⁵⁵, F. Winklmeier¹³¹, B.T. Winter⁵², M. Wittgen¹⁵², M. Wobisch⁹⁶, A. Wolf¹⁰⁰, R. Wölker¹³⁴, J. Wollrath⁵², M.W. Wolter⁸⁵, H. Wolters^{139a,139c}, V.W.S. Wong¹⁷⁴, N.L. Woods¹⁴⁵, S.D. Worm⁴⁶, B.K. Wosiek⁸⁵, K.W. Woźniak⁸⁵, K. Wraight⁵⁷, S.L. Wu¹⁸⁰, X. Wu⁵⁴, Y. Wu^{60a}, J. Wuerzinger¹³⁴, T.R. Wyatt¹⁰¹, B.M. Wynne⁵⁰, S. Xella⁴⁰, L. Xia¹⁷⁷, J. Xiang^{63c}, X. Xiao¹⁰⁶, X. Xie^{60a}, I. Xiotidis¹⁵⁵, D. Xu^{15a}, H. Xu^{60a}, H. Xu^{60a}, L. Xu²⁹, T. Xu¹⁴⁴, W. Xu¹⁰⁶, Z. Xu^{60b}, Z. Xu¹⁵², B. Yabsley¹⁵⁶, S. Yacoub^{33a}, K. Yajima¹³², D.P. Yallup⁹⁵, N. Yamaguchi⁸⁸, Y. Yamaguchi¹⁶⁴, A. Yamamoto⁸², M. Yamatani¹⁶², T. Yamazaki¹⁶², Y. Yamazaki⁸³, J. Yan^{60c}, Z. Yan²⁵, H.J. Yang^{60c,60d}, H.T. Yang¹⁸, S. Yang^{60a}, T. Yang^{63c}, X. Yang^{60b,58}, Y. Yang¹⁶², Z. Yang^{60a}, W.-M. Yao¹⁸, Y.C. Yap⁴⁶, Y. Yasu⁸², E. Yatsenko^{60c,60d}, H. Ye^{15c}, J. Ye⁴², S. Ye²⁹, I. Yeletsikh⁸⁰, M.R. Yexley⁹⁰, E. Yigitbasi²⁵, P. Yin³⁹, K. Yorita¹⁷⁸, K. Yoshihara⁷⁹, C.J.S. Young³⁶, C. Young¹⁵², J. Yu⁷⁹, R. Yuan^{60b,h}, X. Yue^{61a}, M. Zaazoua^{35e}, B. Zabinski⁸⁵, G. Zacharis¹⁰, E. Zaffaroni⁵⁴, J. Zahreddine¹³⁵, A.M. Zaitsev^{123,af}, T. Zakareishvili^{158b}, N. Zakharchuk³⁴, S. Zambito³⁶, D. Zanzi³⁶, D.R. Zaripovas⁵⁷, S.V. Zeiβner⁴⁷, C. Zeitnitz¹⁸¹, G. Zemaityte¹³⁴, J.C. Zeng¹⁷², O. Zenin¹²³, T. Ženiš^{28a}, D. Zerwas⁶⁵, M. Zgubič¹³⁴, B. Zhang^{15c}, D.F. Zhang^{15b}, G. Zhang^{15b}, J. Zhang⁶, Kaili. Zhang^{15a}, L. Zhang^{15c}, L. Zhang^{60a}, M. Zhang¹⁷², R. Zhang¹⁸⁰, S. Zhang¹⁰⁶, X. Zhang^{60c}, X. Zhang^{60b}, Y. Zhang^{15a,15d}, Z. Zhang^{63a}, Z. Zhang⁶⁵, P. Zhao⁴⁹, Z. Zhao^{60a}, A. Zhemchugov⁸⁰, Z. Zheng¹⁰⁶, D. Zhong¹⁷², B. Zhou¹⁰⁶, C. Zhou¹⁸⁰, H. Zhou⁷, M.S. Zhou^{15a,15d}, M. Zhou¹⁵⁴, N. Zhou^{60c}, Y. Zhou⁷, C.G. Zhu^{60b}, C. Zhu^{15a,15d}, H.L. Zhu^{60a}, H. Zhu^{15a}, J. Zhu¹⁰⁶, Y. Zhu^{60a}, X. Zhuang^{15a}, K. Zhukov¹¹¹, V. Zhulanov^{122b,122a}, D. Zieminska⁶⁶, N.I. Zimine⁸⁰, S. Zimmermann⁵², Z. Zinonos¹¹⁵, M. Ziolkowski¹⁵⁰, L. Živković¹⁶, G. Zobernig¹⁸⁰, A. Zoccoli^{23b,23a}, K. Zoch⁵³, T.G. Zorbass¹⁴⁸, R. Zou³⁷, L. Zwalinski³⁶.

- ¹Department of Physics, University of Adelaide, Adelaide; Australia.
- ²Physics Department, SUNY Albany, Albany NY; United States of America.
- ³Department of Physics, University of Alberta, Edmonton AB; Canada.
- ^{4(a)}Department of Physics, Ankara University, Ankara;^(b)Istanbul Aydin University, Istanbul;^(c)Division of Physics, TOBB University of Economics and Technology, Ankara; Turkey.
- ⁵LAPP, Université Grenoble Alpes, Université Savoie Mont Blanc, CNRS/IN2P3, Annecy; France.
- ⁶High Energy Physics Division, Argonne National Laboratory, Argonne IL; United States of America.
- ⁷Department of Physics, University of Arizona, Tucson AZ; United States of America.
- ⁸Department of Physics, University of Texas at Arlington, Arlington TX; United States of America.
- ⁹Physics Department, National and Kapodistrian University of Athens, Athens; Greece.
- ¹⁰Physics Department, National Technical University of Athens, Zografou; Greece.
- ¹¹Department of Physics, University of Texas at Austin, Austin TX; United States of America.
- ^{12(a)}Bahcesehir University, Faculty of Engineering and Natural Sciences, Istanbul;^(b)Istanbul Bilgi University, Faculty of Engineering and Natural Sciences, Istanbul;^(c)Department of Physics, Bogazici University, Istanbul;^(d)Department of Physics Engineering, Gaziantep University, Gaziantep; Turkey.
- ¹³Institute of Physics, Azerbaijan Academy of Sciences, Baku; Azerbaijan.
- ¹⁴Institut de Física d'Altes Energies (IFAE), Barcelona Institute of Science and Technology, Barcelona; Spain.
- ^{15(a)}Institute of High Energy Physics, Chinese Academy of Sciences, Beijing;^(b)Physics Department, Tsinghua University, Beijing;^(c)Department of Physics, Nanjing University, Nanjing;^(d)University of Chinese Academy of Science (UCAS), Beijing; China.
- ¹⁶Institute of Physics, University of Belgrade, Belgrade; Serbia.
- ¹⁷Department for Physics and Technology, University of Bergen, Bergen; Norway.
- ¹⁸Physics Division, Lawrence Berkeley National Laboratory and University of California, Berkeley CA; United States of America.
- ¹⁹Institut für Physik, Humboldt Universität zu Berlin, Berlin; Germany.
- ²⁰Albert Einstein Center for Fundamental Physics and Laboratory for High Energy Physics, University of Bern, Bern; Switzerland.
- ²¹School of Physics and Astronomy, University of Birmingham, Birmingham; United Kingdom.
- ^{22(a)}Facultad de Ciencias y Centro de Investigaciones, Universidad Antonio Nariño, Bogotá;^(b)Departamento de Física, Universidad Nacional de Colombia, Bogotá, Colombia; Colombia.
- ^{23(a)}INFN Bologna and Università di Bologna, Dipartimento di Fisica;^(b)INFN Sezione di Bologna; Italy.
- ²⁴Physikalisches Institut, Universität Bonn, Bonn; Germany.
- ²⁵Department of Physics, Boston University, Boston MA; United States of America.
- ²⁶Department of Physics, Brandeis University, Waltham MA; United States of America.
- ^{27(a)}Transilvania University of Brasov, Brasov;^(b)Horia Hulubei National Institute of Physics and Nuclear Engineering, Bucharest;^(c)Department of Physics, Alexandru Ioan Cuza University of Iasi, Iasi;^(d)National Institute for Research and Development of Isotopic and Molecular Technologies, Physics Department, Cluj-Napoca;^(e)University Politehnica Bucharest, Bucharest;^(f)West University in Timisoara, Timisoara; Romania.
- ^{28(a)}Faculty of Mathematics, Physics and Informatics, Comenius University, Bratislava;^(b)Department of Subnuclear Physics, Institute of Experimental Physics of the Slovak Academy of Sciences, Kosice; Slovak Republic.
- ²⁹Physics Department, Brookhaven National Laboratory, Upton NY; United States of America.
- ³⁰Departamento de Física, Universidad de Buenos Aires, Buenos Aires; Argentina.
- ³¹California State University, CA; United States of America.
- ³²Cavendish Laboratory, University of Cambridge, Cambridge; United Kingdom.

- ^{33(a)}Department of Physics, University of Cape Town, Cape Town;^(b)iThemba Labs, Western Cape;^(c)Department of Mechanical Engineering Science, University of Johannesburg, Johannesburg;^(d)University of South Africa, Department of Physics, Pretoria;^(e)School of Physics, University of the Witwatersrand, Johannesburg; South Africa.
- ³⁴Department of Physics, Carleton University, Ottawa ON; Canada.
- ^{35(a)}Faculté des Sciences Ain Chock, Réseau Universitaire de Physique des Hautes Energies - Université Hassan II, Casablanca;^(b)Faculté des Sciences, Université Ibn-Tofail, Kénitra;^(c)Faculté des Sciences Semlalia, Université Cadi Ayyad, LPHEA-Marrakech;^(d)Faculté des Sciences, Université Mohamed Premier and LTPM, Oujda;^(e)Faculté des sciences, Université Mohammed V, Rabat; Morocco.
- ³⁶CERN, Geneva; Switzerland.
- ³⁷Enrico Fermi Institute, University of Chicago, Chicago IL; United States of America.
- ³⁸LPC, Université Clermont Auvergne, CNRS/IN2P3, Clermont-Ferrand; France.
- ³⁹Nevis Laboratory, Columbia University, Irvington NY; United States of America.
- ⁴⁰Niels Bohr Institute, University of Copenhagen, Copenhagen; Denmark.
- ^{41(a)}Dipartimento di Fisica, Università della Calabria, Rende;^(b)INFN Gruppo Collegato di Cosenza, Laboratori Nazionali di Frascati; Italy.
- ⁴²Physics Department, Southern Methodist University, Dallas TX; United States of America.
- ⁴³Physics Department, University of Texas at Dallas, Richardson TX; United States of America.
- ⁴⁴National Centre for Scientific Research "Demokritos", Agia Paraskevi; Greece.
- ^{45(a)}Department of Physics, Stockholm University;^(b)Oskar Klein Centre, Stockholm; Sweden.
- ⁴⁶Deutsches Elektronen-Synchrotron DESY, Hamburg and Zeuthen; Germany.
- ⁴⁷Lehrstuhl für Experimentelle Physik IV, Technische Universität Dortmund, Dortmund; Germany.
- ⁴⁸Institut für Kern- und Teilchenphysik, Technische Universität Dresden, Dresden; Germany.
- ⁴⁹Department of Physics, Duke University, Durham NC; United States of America.
- ⁵⁰SUPA - School of Physics and Astronomy, University of Edinburgh, Edinburgh; United Kingdom.
- ⁵¹INFN e Laboratori Nazionali di Frascati, Frascati; Italy.
- ⁵²Physikalisches Institut, Albert-Ludwigs-Universität Freiburg, Freiburg; Germany.
- ⁵³II. Physikalisches Institut, Georg-August-Universität Göttingen, Göttingen; Germany.
- ⁵⁴Département de Physique Nucléaire et Corpusculaire, Université de Genève, Genève; Switzerland.
- ^{55(a)}Dipartimento di Fisica, Università di Genova, Genova;^(b)INFN Sezione di Genova; Italy.
- ⁵⁶II. Physikalisches Institut, Justus-Liebig-Universität Giessen, Giessen; Germany.
- ⁵⁷SUPA - School of Physics and Astronomy, University of Glasgow, Glasgow; United Kingdom.
- ⁵⁸LPSC, Université Grenoble Alpes, CNRS/IN2P3, Grenoble INP, Grenoble; France.
- ⁵⁹Laboratory for Particle Physics and Cosmology, Harvard University, Cambridge MA; United States of America.
- ^{60(a)}Department of Modern Physics and State Key Laboratory of Particle Detection and Electronics, University of Science and Technology of China, Hefei;^(b)Institute of Frontier and Interdisciplinary Science and Key Laboratory of Particle Physics and Particle Irradiation (MOE), Shandong University, Qingdao;^(c)School of Physics and Astronomy, Shanghai Jiao Tong University, KLPPAC-MoE, SKLPPC, Shanghai;^(d)Tsung-Dao Lee Institute, Shanghai; China.
- ^{61(a)}Kirchhoff-Institut für Physik, Ruprecht-Karls-Universität Heidelberg, Heidelberg;^(b)Physikalisches Institut, Ruprecht-Karls-Universität Heidelberg, Heidelberg; Germany.
- ⁶²Faculty of Applied Information Science, Hiroshima Institute of Technology, Hiroshima; Japan.
- ^{63(a)}Department of Physics, Chinese University of Hong Kong, Shatin, N.T., Hong Kong;^(b)Department of Physics, University of Hong Kong, Hong Kong;^(c)Department of Physics and Institute for Advanced Study, Hong Kong University of Science and Technology, Clear Water Bay, Kowloon, Hong Kong; China.
- ⁶⁴Department of Physics, National Tsing Hua University, Hsinchu; Taiwan.

- ⁶⁵IJCLab, Université Paris-Saclay, CNRS/IN2P3, 91405, Orsay; France.
- ⁶⁶Department of Physics, Indiana University, Bloomington IN; United States of America.
- ^{67(a)}INFN Gruppo Collegato di Udine, Sezione di Trieste, Udine;^(b)ICTP, Trieste;^(c)Dipartimento Politecnico di Ingegneria e Architettura, Università di Udine, Udine; Italy.
- ^{68(a)}INFN Sezione di Lecce;^(b)Dipartimento di Matematica e Fisica, Università del Salento, Lecce; Italy.
- ^{69(a)}INFN Sezione di Milano;^(b)Dipartimento di Fisica, Università di Milano, Milano; Italy.
- ^{70(a)}INFN Sezione di Napoli;^(b)Dipartimento di Fisica, Università di Napoli, Napoli; Italy.
- ^{71(a)}INFN Sezione di Pavia;^(b)Dipartimento di Fisica, Università di Pavia, Pavia; Italy.
- ^{72(a)}INFN Sezione di Pisa;^(b)Dipartimento di Fisica E. Fermi, Università di Pisa, Pisa; Italy.
- ^{73(a)}INFN Sezione di Roma;^(b)Dipartimento di Fisica, Sapienza Università di Roma, Roma; Italy.
- ^{74(a)}INFN Sezione di Roma Tor Vergata;^(b)Dipartimento di Fisica, Università di Roma Tor Vergata, Roma; Italy.
- ^{75(a)}INFN Sezione di Roma Tre;^(b)Dipartimento di Matematica e Fisica, Università Roma Tre, Roma; Italy.
- ^{76(a)}INFN-TIFPA;^(b)Università degli Studi di Trento, Trento; Italy.
- ⁷⁷Institut für Astro- und Teilchenphysik, Leopold-Franzens-Universität, Innsbruck; Austria.
- ⁷⁸University of Iowa, Iowa City IA; United States of America.
- ⁷⁹Department of Physics and Astronomy, Iowa State University, Ames IA; United States of America.
- ⁸⁰Joint Institute for Nuclear Research, Dubna; Russia.
- ^{81(a)}Departamento de Engenharia Elétrica, Universidade Federal de Juiz de Fora (UFJF), Juiz de Fora;^(b)Universidade Federal do Rio De Janeiro COPPE/EE/IF, Rio de Janeiro;^(c)Universidade Federal de São João del Rei (UFSJ), São João del Rei;^(d)Instituto de Física, Universidade de São Paulo, São Paulo; Brazil.
- ⁸²KEK, High Energy Accelerator Research Organization, Tsukuba; Japan.
- ⁸³Graduate School of Science, Kobe University, Kobe; Japan.
- ^{84(a)}AGH University of Science and Technology, Faculty of Physics and Applied Computer Science, Krakow;^(b)Marian Smoluchowski Institute of Physics, Jagiellonian University, Krakow; Poland.
- ⁸⁵Institute of Nuclear Physics Polish Academy of Sciences, Krakow; Poland.
- ⁸⁶Faculty of Science, Kyoto University, Kyoto; Japan.
- ⁸⁷Kyoto University of Education, Kyoto; Japan.
- ⁸⁸Research Center for Advanced Particle Physics and Department of Physics, Kyushu University, Fukuoka ; Japan.
- ⁸⁹Instituto de Física La Plata, Universidad Nacional de La Plata and CONICET, La Plata; Argentina.
- ⁹⁰Physics Department, Lancaster University, Lancaster; United Kingdom.
- ⁹¹Oliver Lodge Laboratory, University of Liverpool, Liverpool; United Kingdom.
- ⁹²Department of Experimental Particle Physics, Jožef Stefan Institute and Department of Physics, University of Ljubljana, Ljubljana; Slovenia.
- ⁹³School of Physics and Astronomy, Queen Mary University of London, London; United Kingdom.
- ⁹⁴Department of Physics, Royal Holloway University of London, Egham; United Kingdom.
- ⁹⁵Department of Physics and Astronomy, University College London, London; United Kingdom.
- ⁹⁶Louisiana Tech University, Ruston LA; United States of America.
- ⁹⁷Fysiska institutionen, Lunds universitet, Lund; Sweden.
- ⁹⁸Centre de Calcul de l'Institut National de Physique Nucléaire et de Physique des Particules (IN2P3), Villeurbanne; France.
- ⁹⁹Departamento de Física Teórica C-15 and CIAFF, Universidad Autónoma de Madrid, Madrid; Spain.
- ¹⁰⁰Institut für Physik, Universität Mainz, Mainz; Germany.
- ¹⁰¹School of Physics and Astronomy, University of Manchester, Manchester; United Kingdom.
- ¹⁰²CPPM, Aix-Marseille Université, CNRS/IN2P3, Marseille; France.

- ¹⁰³Department of Physics, University of Massachusetts, Amherst MA; United States of America.
- ¹⁰⁴Department of Physics, McGill University, Montreal QC; Canada.
- ¹⁰⁵School of Physics, University of Melbourne, Victoria; Australia.
- ¹⁰⁶Department of Physics, University of Michigan, Ann Arbor MI; United States of America.
- ¹⁰⁷Department of Physics and Astronomy, Michigan State University, East Lansing MI; United States of America.
- ¹⁰⁸B.I. Stepanov Institute of Physics, National Academy of Sciences of Belarus, Minsk; Belarus.
- ¹⁰⁹Research Institute for Nuclear Problems of Byelorussian State University, Minsk; Belarus.
- ¹¹⁰Group of Particle Physics, University of Montreal, Montreal QC; Canada.
- ¹¹¹P.N. Lebedev Physical Institute of the Russian Academy of Sciences, Moscow; Russia.
- ¹¹²National Research Nuclear University MEPhI, Moscow; Russia.
- ¹¹³D.V. Skobel'syn Institute of Nuclear Physics, M.V. Lomonosov Moscow State University, Moscow; Russia.
- ¹¹⁴Fakultät für Physik, Ludwig-Maximilians-Universität München, München; Germany.
- ¹¹⁵Max-Planck-Institut für Physik (Werner-Heisenberg-Institut), München; Germany.
- ¹¹⁶Nagasaki Institute of Applied Science, Nagasaki; Japan.
- ¹¹⁷Graduate School of Science and Kobayashi-Maskawa Institute, Nagoya University, Nagoya; Japan.
- ¹¹⁸Department of Physics and Astronomy, University of New Mexico, Albuquerque NM; United States of America.
- ¹¹⁹Institute for Mathematics, Astrophysics and Particle Physics, Radboud University Nijmegen/Nikhef, Nijmegen; Netherlands.
- ¹²⁰Nikhef National Institute for Subatomic Physics and University of Amsterdam, Amsterdam; Netherlands.
- ¹²¹Department of Physics, Northern Illinois University, DeKalb IL; United States of America.
- ¹²²(^a)Budker Institute of Nuclear Physics and NSU, SB RAS, Novosibirsk; (^b)Novosibirsk State University Novosibirsk; Russia.
- ¹²³Institute for High Energy Physics of the National Research Centre Kurchatov Institute, Protvino; Russia.
- ¹²⁴Institute for Theoretical and Experimental Physics named by A.I. Alikhanov of National Research Centre "Kurchatov Institute", Moscow; Russia.
- ¹²⁵Department of Physics, New York University, New York NY; United States of America.
- ¹²⁶Ochanomizu University, Otsuka, Bunkyo-ku, Tokyo; Japan.
- ¹²⁷Ohio State University, Columbus OH; United States of America.
- ¹²⁸Homer L. Dodge Department of Physics and Astronomy, University of Oklahoma, Norman OK; United States of America.
- ¹²⁹Department of Physics, Oklahoma State University, Stillwater OK; United States of America.
- ¹³⁰Palacký University, RCPTM, Joint Laboratory of Optics, Olomouc; Czech Republic.
- ¹³¹Institute for Fundamental Science, University of Oregon, Eugene, OR; United States of America.
- ¹³²Graduate School of Science, Osaka University, Osaka; Japan.
- ¹³³Department of Physics, University of Oslo, Oslo; Norway.
- ¹³⁴Department of Physics, Oxford University, Oxford; United Kingdom.
- ¹³⁵LPNHE, Sorbonne Université, Université de Paris, CNRS/IN2P3, Paris; France.
- ¹³⁶Department of Physics, University of Pennsylvania, Philadelphia PA; United States of America.
- ¹³⁷Konstantinov Nuclear Physics Institute of National Research Centre "Kurchatov Institute", PNPI, St. Petersburg; Russia.
- ¹³⁸Department of Physics and Astronomy, University of Pittsburgh, Pittsburgh PA; United States of America.
- ¹³⁹(^a)Laboratório de Instrumentação e Física Experimental de Partículas - LIP, Lisboa; (^b)Departamento de

Física, Faculdade de Ciências, Universidade de Lisboa, Lisboa;^(c)Departamento de Física, Universidade de Coimbra, Coimbra;^(d)Centro de Física Nuclear da Universidade de Lisboa, Lisboa;^(e)Departamento de Física, Universidade do Minho, Braga;^(f)Departamento de Física Teórica y del Cosmos, Universidad de Granada, Granada (Spain);^(g)Dep Física and CEFITEC of Faculdade de Ciências e Tecnologia, Universidade Nova de Lisboa, Caparica;^(h)Instituto Superior Técnico, Universidade de Lisboa, Lisboa; Portugal.

¹⁴⁰Institute of Physics of the Czech Academy of Sciences, Prague; Czech Republic.

¹⁴¹Czech Technical University in Prague, Prague; Czech Republic.

¹⁴²Charles University, Faculty of Mathematics and Physics, Prague; Czech Republic.

¹⁴³Particle Physics Department, Rutherford Appleton Laboratory, Didcot; United Kingdom.

¹⁴⁴IRFU, CEA, Université Paris-Saclay, Gif-sur-Yvette; France.

¹⁴⁵Santa Cruz Institute for Particle Physics, University of California Santa Cruz, Santa Cruz CA; United States of America.

¹⁴⁶^(a)Departamento de Física, Pontificia Universidad Católica de Chile, Santiago;^(b)Universidad Andres Bello, Department of Physics, Santiago;^(c)Instituto de Alta Investigación, Universidad de Tarapacá;^(d)Departamento de Física, Universidad Técnica Federico Santa María, Valparaíso; Chile.

¹⁴⁷Department of Physics, University of Washington, Seattle WA; United States of America.

¹⁴⁸Department of Physics and Astronomy, University of Sheffield, Sheffield; United Kingdom.

¹⁴⁹Department of Physics, Shinshu University, Nagano; Japan.

¹⁵⁰Department Physik, Universität Siegen, Siegen; Germany.

¹⁵¹Department of Physics, Simon Fraser University, Burnaby BC; Canada.

¹⁵²SLAC National Accelerator Laboratory, Stanford CA; United States of America.

¹⁵³Physics Department, Royal Institute of Technology, Stockholm; Sweden.

¹⁵⁴Departments of Physics and Astronomy, Stony Brook University, Stony Brook NY; United States of America.

¹⁵⁵Department of Physics and Astronomy, University of Sussex, Brighton; United Kingdom.

¹⁵⁶School of Physics, University of Sydney, Sydney; Australia.

¹⁵⁷Institute of Physics, Academia Sinica, Taipei; Taiwan.

¹⁵⁸^(a)E. Andronikashvili Institute of Physics, Iv. Javakhishvili Tbilisi State University, Tbilisi;^(b)High Energy Physics Institute, Tbilisi State University, Tbilisi; Georgia.

¹⁵⁹Department of Physics, Technion, Israel Institute of Technology, Haifa; Israel.

¹⁶⁰Raymond and Beverly Sackler School of Physics and Astronomy, Tel Aviv University, Tel Aviv; Israel.

¹⁶¹Department of Physics, Aristotle University of Thessaloniki, Thessaloniki; Greece.

¹⁶²International Center for Elementary Particle Physics and Department of Physics, University of Tokyo, Tokyo; Japan.

¹⁶³Graduate School of Science and Technology, Tokyo Metropolitan University, Tokyo; Japan.

¹⁶⁴Department of Physics, Tokyo Institute of Technology, Tokyo; Japan.

¹⁶⁵Tomsk State University, Tomsk; Russia.

¹⁶⁶Department of Physics, University of Toronto, Toronto ON; Canada.

¹⁶⁷^(a)TRIUMF, Vancouver BC;^(b)Department of Physics and Astronomy, York University, Toronto ON; Canada.

¹⁶⁸Division of Physics and Tomonaga Center for the History of the Universe, Faculty of Pure and Applied Sciences, University of Tsukuba, Tsukuba; Japan.

¹⁶⁹Department of Physics and Astronomy, Tufts University, Medford MA; United States of America.

¹⁷⁰Department of Physics and Astronomy, University of California Irvine, Irvine CA; United States of America.

¹⁷¹Department of Physics and Astronomy, University of Uppsala, Uppsala; Sweden.

- ¹⁷²Department of Physics, University of Illinois, Urbana IL; United States of America.
- ¹⁷³Instituto de Física Corpuscular (IFIC), Centro Mixto Universidad de Valencia - CSIC, Valencia; Spain.
- ¹⁷⁴Department of Physics, University of British Columbia, Vancouver BC; Canada.
- ¹⁷⁵Department of Physics and Astronomy, University of Victoria, Victoria BC; Canada.
- ¹⁷⁶Fakultät für Physik und Astronomie, Julius-Maximilians-Universität Würzburg, Würzburg; Germany.
- ¹⁷⁷Department of Physics, University of Warwick, Coventry; United Kingdom.
- ¹⁷⁸Waseda University, Tokyo; Japan.
- ¹⁷⁹Department of Particle Physics, Weizmann Institute of Science, Rehovot; Israel.
- ¹⁸⁰Department of Physics, University of Wisconsin, Madison WI; United States of America.
- ¹⁸¹Fakultät für Mathematik und Naturwissenschaften, Fachgruppe Physik, Bergische Universität Wuppertal, Wuppertal; Germany.
- ¹⁸²Department of Physics, Yale University, New Haven CT; United States of America.
- ^a Also at Borough of Manhattan Community College, City University of New York, New York NY; United States of America.
- ^b Also at Centro Studi e Ricerche Enrico Fermi; Italy.
- ^c Also at CERN, Geneva; Switzerland.
- ^d Also at CPPM, Aix-Marseille Université, CNRS/IN2P3, Marseille; France.
- ^e Also at Département de Physique Nucléaire et Corpusculaire, Université de Genève, Genève; Switzerland.
- ^f Also at Departament de Física de la Universitat Autònoma de Barcelona, Barcelona; Spain.
- ^g Also at Department of Financial and Management Engineering, University of the Aegean, Chios; Greece.
- ^h Also at Department of Physics and Astronomy, Michigan State University, East Lansing MI; United States of America.
- ⁱ Also at Department of Physics and Astronomy, University of Louisville, Louisville, KY; United States of America.
- ^j Also at Department of Physics, Ben Gurion University of the Negev, Beer Sheva; Israel.
- ^k Also at Department of Physics, California State University, East Bay; United States of America.
- ^l Also at Department of Physics, California State University, Fresno; United States of America.
- ^m Also at Department of Physics, California State University, Sacramento; United States of America.
- ⁿ Also at Department of Physics, King's College London, London; United Kingdom.
- ^o Also at Department of Physics, St. Petersburg State Polytechnical University, St. Petersburg; Russia.
- ^p Also at Department of Physics, University of Fribourg, Fribourg; Switzerland.
- ^q Also at Dipartimento di Matematica, Informatica e Fisica, Università di Udine, Udine; Italy.
- ^r Also at Faculty of Physics, M.V. Lomonosov Moscow State University, Moscow; Russia.
- ^s Also at Graduate School of Science, Osaka University, Osaka; Japan.
- ^t Also at Hellenic Open University, Patras; Greece.
- ^u Also at IJCLab, Université Paris-Saclay, CNRS/IN2P3, 91405, Orsay; France.
- ^v Also at Institutio Catalana de Recerca i Estudis Avancats, ICREA, Barcelona; Spain.
- ^w Also at Institut für Experimentalphysik, Universität Hamburg, Hamburg; Germany.
- ^x Also at Institute for Mathematics, Astrophysics and Particle Physics, Radboud University Nijmegen/Nikhef, Nijmegen; Netherlands.
- ^y Also at Institute for Nuclear Research and Nuclear Energy (INRNE) of the Bulgarian Academy of Sciences, Sofia; Bulgaria.
- ^z Also at Institute for Particle and Nuclear Physics, Wigner Research Centre for Physics, Budapest; Hungary.
- ^{aa} Also at Institute of Particle Physics (IPP), Vancouver; Canada.
- ^{ab} Also at Institute of Physics, Azerbaijan Academy of Sciences, Baku; Azerbaijan.

- ac* Also at Instituto de Fisica Teorica, IFT-UAM/CSIC, Madrid; Spain.
- ad* Also at Joint Institute for Nuclear Research, Dubna; Russia.
- ae* Also at Louisiana Tech University, Ruston LA; United States of America.
- af* Also at Moscow Institute of Physics and Technology State University, Dolgoprudny; Russia.
- ag* Also at National Research Nuclear University MEPhI, Moscow; Russia.
- ah* Also at Physics Department, An-Najah National University, Nablus; Palestine.
- ai* Also at Physikalisches Institut, Albert-Ludwigs-Universität Freiburg, Freiburg; Germany.
- aj* Also at The City College of New York, New York NY; United States of America.
- ak* Also at TRIUMF, Vancouver BC; Canada.
- al* Also at Università di Napoli Parthenope, Napoli; Italy.
- am* Also at University of Chinese Academy of Sciences (UCAS), Beijing; China.
- * Deceased